


Towers' International OpAmp Linear-IC Selector

Towers' International OpAmp Linear-IC Selector

T D Towers, MBE, MA, BSc, C Eng, MIERE
and NS Towers, BA (Cantab)

Over 5,000 American, British, European and Japanese Linear - ICs with Electrical and Mechanical Specifications, Manufacturers and available Substitutes.

This book belongs to:
CALIBRATION
DEPARTMENT
RS
Technical Library




Foulsham

Towers' International Opamp Linear-IC Selector

Specification data for the identification,
selection and substitution of opamp linear-ICs

by T D

C Eng, MIERE &
ors, BA(Cantab)



London: W Foulsham & Co Ltd

NEW YORK TORONTO CAPE TOWN SYDNEY

Towers' International Opamp Linear-IC Selector

Specification data for the identification,
selection and substitution of opamp linear-ICs

by **T D Towers**, MBE, MA, BSc, C Eng, MIERE &
N S Towers, BA(Cantab)

London: W Foulsham & Co Ltd

NEW YORK TORONTO CAPE TOWN SYDNEY

W. FOULSHAM & CO. LTD.,
Yeovil Road, Slough, Berks., England

copyright © 1979 by T. D. & N. S. Towers

Reproduction or use, without express permission,
of editorial or pictorial content in any manner is prohibited.
No patent liability is assumed with respect to the use of the
information contained herein. All rights reserved.

ISBN 0-572-00986-0

Printed in Great Britain at
The Camelot Press Ltd, Southampton

Preface

In the 1950s, the vacuum tube was the workhorse of the electronic circuit designer. In the 1960s, the circuit man had come to use the transistor as his basic active element. Finally, by the 1970s the silicon integrated circuit had taken over much of the work formerly done by the transistor and its vacuum tube predecessor.

From the mid 1970s, a new generation of circuit design engineers grew up, for whom the opamp linear-IC is the basic circuit element, with transistors and other 'discrete' semiconductor devices relegated to the position of ancillaries to the basic opamp.

If you deal with opamp linear-ICs – whether as a student, a hobbyist, a circuit engineer, a buyer, a teacher or a serviceman – you often want data on a specific opamp of which you know only the type number.

Specifications apart, you may be even more interested in where you can get the device in question. And perhaps more important still (particularly with obsolete devices) you may want guidance on a readily available possible substitute.

This opamp linear-IC compendium, a comprehensive tabulation of basic specifications for over four thousand opamps, offers information on:

1. Ratings
2. Characteristics
3. Case details
4. Terminal identifications
5. Applications use
6. Manufacturers
7. Substitution equivalents (both European and American)

This work covers not only classical 'pure' opamps, but also several classes of 'quasi-opamps' (i.e. linear-ICs with opamp-like characteristics) such as dc-comparators, operational-transconductance-amplifiers, differential-output amplifiers, current-difference amplifiers, and voltage-follower amplifiers.

The more than 4,000 opamps covered in this self-contained volume are a selection of the more common current and widely-used obsolete types.

The coverage is international in scope and includes opamps not only from the USA and Continental Europe, but also from the United Kingdom and the Far East (Japan).

The tabulation format used is similar to that used in the well-known companion publications, *Towers' International Transistor Selector and Fet Selector*.

Every reasonable care has been taken to ensure accuracy of information in the tables, but no responsibility can be accepted for inaccuracies that may have arisen.

Contents

	An Introduction to the Opamp	9
	Data Tabulations	25
<i>Appendix A</i>	Explanatory Notes to Tabulations	177
<i>Appendix B</i>	Glossary of Opamp Terms	181
<i>Appendix C</i>	Tabulation Codes for Manufacturers	183
<i>Appendix D</i>	IC Manufacturers' House Numbers	185
<i>Appendix E</i>	Tabulation Codes for Applications	187
<i>Appendix F</i>	Case Outline and Leadout Diagrams	189
<i>Appendix G</i>	Codes for Leadout Connections	192

An Introduction to the Opamp

Formally, an *opamp* (abbreviation for 'operational amplifier') is usually taken to be a multi-purpose, very-high-gain, dc amplifier with differential input (two balanced input leads) and single-ended output (one output lead), which uses external feedback for control of response characteristics. Within its limitations, the opamp can be considered to be truly a 'universal' amplifier.

Nowadays, opamps are readily commercially available off-the-shelf in pre-assembled, pretested, packaged 'integrated circuit' form. Such opamps may be *modular* (an interconnection of subminiature conventional cased components embedded in a closed protective package), *hybrid* (interconnection of uncased components in a closed package), or *monolithic* (all components fabricated by gaseous diffusion within a single tiny chip of silicon).

Originally the opamp was developed for analog computer mathematical operations such as addition and subtraction, but it has recently extended its use very widely to become one of the most versatile electronic circuitry tools. It can fill most economically a wide diversity of needs in signal conditioning, signal generation, active filters, electronic measurement and control, as well as in the traditional mathematical computing functions.

More and more engineers are facing problems that can best be solved with the prepackaged gain block available in the commercial opamp. As a result, the design of circuits with individual transistors, etc., is tending to give way to design with opamps as the basic building blocks.

Opamp Symbols

As a circuit element, the complex conglomerate of devices in the opamp is nowadays usually represented in circuit diagrams by the single simple triangular symbol of Figure 1(a). This has two input terminals on the left, designated (-) and (+), and one output terminal on the right without a designation. Only a single output terminal is shown because it is usually assumed that the output voltage is measured with reference to ground, and thus there is no need to show a second ('ground') output terminal.

The (-) input terminal is known as the *inverting input* and the (+) input terminal as the *non-inverting input*. This is because a +ve voltage applied to the (-) input with respect to the (+) input will cause the output to go negative, i.e. *inverting* the input signal. Conversely, a +ve

voltage on the (+) input (with respect to the (-) input) causes the output to go +ve, i.e. *non-inverting*, or producing the same polarity as, the input.

Sometimes the inverting input is known as the 'virtual earth', 'virtual ground' or 'summing point', and the non-inverting input as the 'reference input'.

The 'A' notation inside the opamp symbol is optional and represents the 'open-loop voltage gain' or 'open-loop transfer function'. This voltage gain is the output voltage (E_o) divided by the difference ($E_+ - E_-$) between the non-inverting and inverting input voltages, measured under open-loop conditions, i.e. with no feedback from output to input. Open-loop voltage gain is sometimes more precisely symbolised as ' A_{VOL} ' (=voltage gain A_V under OL = open-loop conditions).

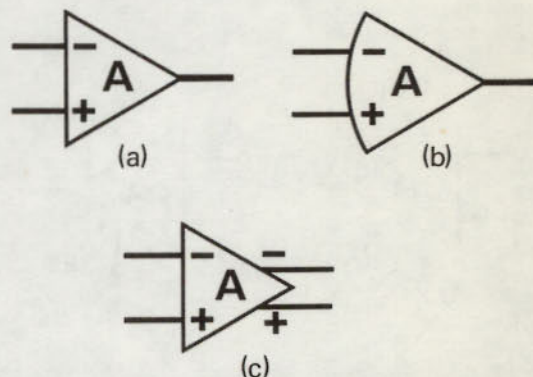


Figure 1. Opamp circuit symbols: (a) modern preferred, (b) older, obsolescent, (c) balanced ('differential') output.

The alternative segment-shaped symbol of Figure 1(b) may sometimes be found used for the opamp, particularly in older literature, but it has now been virtually completely superseded by the triangle of Figure 1(a).

Although single-ended output is the norm for an opamp, a special type, the 'differential-output' one, will sometimes be met with, and for this the two separate balanced output terminals are indicated as in the symbol of Figure 1(c).

In general, power supply and/or ground (earth) connections are not included in the opamp symbol. However, if they are required for any reason, it is usual to site the +ve dc supply terminal indication on the upper side and the -ve dc supply and ground terminals on the lower side as in Figure 2(a).

Apart from the input, output, power supply and ground terminals, practical opamps frequently have other special terminals for such things as dc biasing or frequency-compensation component attachment. Such extra terminals are normally shown spaced out at convenient drawing points round the symbol circumference as in the illustrative example of Figure 2(b).

Real v Ideal Opamps

The main characteristics of an ideal opamp are:

- Infinite open-loop voltage gain,
- Infinite input resistance,
- Zero output resistance,
- Zero offset voltage,
- Infinite bandwidth,
- Zero response time,

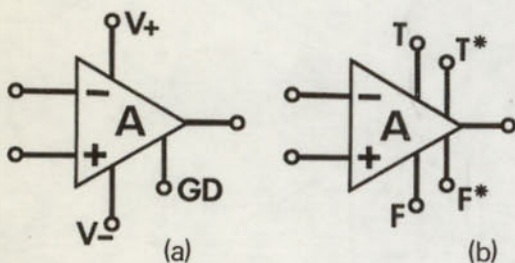


Figure 2. Additional opamp symbols: (a) location of dc supply and ground terminals in symbol, (b) typical example of additional special-purpose terminals with F, F*=frequency compensation and T, T*=dc biasing offset voltage trimming or balancing terminals.

- Zero variation of characteristics with common-mode input voltage change,
- Zero variation of characteristics with power supply voltage change,
- Zero variation of characteristics with temperature.

Real-life opamps obviously cannot produce these infinity and zero characteristics. However, nowadays types are readily commercially available in which the departure from the ideal limits are of little significance in most applications.

Open-loop Voltage Gain (A_{VOL})

Most opamps on the market provide a guaranteed minimum open-loop voltage gain of at least 80dB

($\times 10,000$). High-gain types with A_{VOL} greater than 100dB ($\times 100,000$) are readily and cheaply available. Extra-high-gain opamps with A_{VOL} greater than 120dB ($\times 1,000,000$) are not uncommon, though comparatively rather costly.

For most practical ordinary circuit purposes, opamp open-loop gains of more than 80dB can be regarded as infinite, so that the exact value of this characteristic is usually relatively unimportant.

Instead of open-loop voltage gain, some opamp data sheets specify 'large-signal voltage gain'. This is the open-loop voltage gain measured while driving the opamp so that its output voltage swing is relatively large but not clipped. Large-signal voltage gain can be taken as equal to open-loop voltage gain for all practical purposes.

Input Resistance (R_{IN})

The input resistance, R_{IN} , of an opamp is normally taken to be the *differential* input resistance, i.e. the resistance seen looking in across the two input terminals under open-loop condition.

Some opamp data sheets also specify the *common-mode* input resistance, i.e. the resistance with respect to ground or a common point looking into both inputs tied together, but this is not normally a very important characteristic. Usually it can be taken to be 100 to 1,000 times greater than the differential input resistance.

The differential input resistance of an opamp depends mainly on the fabrication of its input stages. Commercial opamps nowadays tend to use symmetrical balanced differential input stages in which the input resistance is largely decided by the amplifying device type used therein.

The ranges of input resistance characteristic of the different commercial opamps are:

Conventional (bipolar) transistor input	300K–3M min.
Darlington-connected transistor input	1–10M min.
'Superbeta' transistor input	10–30M min.
Fet-input	100–1,000G min.

The input resistance of an opamp when actually used with negative feedback (as is normal in most applications) is much greater than the open-loop input resistance. The feedback causes the input resistance to be multiplied by the 'loop-gain', i.e. the ratio of the open-loop gain to the feedback factor.

Output Resistance (R_{OUT})

The output resistance of an opamp is usually measured under open-loop conditions and is generally not regarded as sufficiently significant to be included in manufacturers' data. Most commonly, commercial opamps have typical output resistance around 150–200 ohms, although values down to around 10 ohms and up to around 1–5 kilohms may be met with.

Output resistance is not normally regarded as an important characteristic, because, with the usual level of feedback employed, the opamp output resistance is divided by the loop-gain . . . which is not usually less than 30dB ($\times 30$), and may be as high as 60dB ($\times 1,000$).

Input Offset Voltage (V_{IO})

Ideally, when both input terminals of an open-loop opamp are grounded (i.e. set at zero potential with $E_- = E_+ = 0$), the output too is zero (i.e. $E_o = 0$). In a real opamp, when the inputs are shorted to ground, the output voltage will not be zero, however, and a small dc 'offset voltage', V_{IO} , must be applied to one of the inputs to bring the output to zero.

In commercial opamps, the offset voltage is usually specified as a maximum at room temperature, and can range from as low as 10 μ V max. up to as high as 100mV max. For most general-purpose opamps, military types tend to have maximum offset of around 1mV, industrial types around 3mV and consumer types around 10mV, with the exception that fet-input opamps tend to have maximum offset voltages of about five times this.

In practical opamp circuits, the zeroing (trimming, or nulling) of the output voltage under no input signal can always be effected by a suitable dc bias applied to the input terminals. Some opamps, however, also have special separate extra terminals giving access to internal bias points which can be used to balance out the input offset voltage without having to make balance connections to the sensitive input terminals. Where no separate trimming (balancing, nulling) terminals are provided the opamp may be termed a *pre-input-nulling* or *external-nulling* type. Where separate nulling terminals are provided, it may be termed a *post-input-nulling* or *internal-nulling* type.

In use, it is often unnecessary to trim, i.e. balance out, the opamp input offset voltage, if it is sufficiently low in the first instance. This is because the resulting output offset, being equal to the input offset voltage multiplied

only by the closed-loop gain, can be sufficiently small to be ignored. As an example, in a 20dB ($\times 10$) amplifier connection of an opamp with 1mV max. input offset voltage, the output offset will not be more than 10mV when the input terminals are connected together.

Input Bias Current (I_B)

In real opamps, bias currents flow in both the inputs. The *input bias current* (I_B) is defined as the average (i.e. half the sum) of the currents flowing into the two input terminals, when the output is at zero voltage, measured with no load on the output and at room temperature (nominally 25C ambient).

In commercial opamps, I_B may range from 1pA max. (with some specialist fet-input types) up to 100 μ A max. Maximum input bias current levels vary considerably with the device type used in the opamp balanced input circuits as follows:

	Input bias current levels		
	Military	Industrial	Consumer
Fet-input	50pA max.	100pA max.	200pA max.
Superbeta-transistor-input	2nA max.	5nA max.	10nA max.
Ordinary-transistor-input	100nA max.	200nA max.	500nA max.

Input Offset Current (I_{IO})

As the opamp is a balanced amplifier, any unbalance on the bias currents into the two inputs can be important. Because of this, most data sheets specify a max. value for the *input offset current* (I_{IO}), i.e. the difference between the input currents when the output is at zero.

In commercial opamps, I_{IO} tends to come out about 1/5th of the corresponding I_B , with max. values typically varying with input device type as follows:

	Input offset current levels		
	Military	Industrial	Consumer
Fet-input	10pA max.	20pA max.	50pA max.
Superbeta-transistor-input	0.2nA max.	0.5nA max.	1nA max.
Ordinary-transistor-input	10nA max.	25nA max.	50nA max.

Opamp Ac Characteristics (GBP)

As noted earlier, the ideal opamp is regarded as having infinite bandwidth. This means that its small-signal open-loop voltage gain, A_{VOL} , remains constant as the

signal frequency is varied from dc (zero frequency) up through to the highest frequencies. In real opamps, as the frequency increases, A_{VOL} tends to drop off until at some higher frequency it drops to unity (0dB). The manner in which A_{VOL} changes with frequency determines whether an opamp will be stable in the widest range of feedback configurations.

Manufacturers may be found specifying one or other of three different frequency response characteristics for their opamps:

- $BW = \text{'bandwidth'}$, which is the frequency at which A_{VOL} drops to 0.707 (3dB down) of its dc level for a constant amplitude input.
- $GBP = \text{'gain-bandwidth product'}$, which is the product of gain and frequency at any point on the A_{VOL} v. frequency curve of the opamp (assumed usually to be constant).
- $f_T = \text{'unity-gain frequency'}$, which is the frequency at which A_{VOL} drops to 0dB ($\times 1$) and which can often be taken for practical purposes as equal to GBP.

The open-loop bandwidth, BW , cannot be readily used to establish the 3dB bandwidth of a feedback-controlled amplifier using the opamp. Most manufacturers, therefore, do not usually specify BW . As a rough approximation, it can be taken that for any individual opamp, $BW = GBP/A_{VOL}$. For one well known opamp, the '741', for example, a typical A_{VOL} of 106dB ($\times 200,000$) combined with a typical GBP of 1MHz, gives a 3dB open-loop bandwidth of only $1,000,000/200,000 = 5\text{Hz}$.

In currently-available commercial opamps, the range of the gain-bandwidth product minimum (GBP_{min}) is wide, varying from as low as 0.075MHz up to around 75MHz. In standard general-purpose opamps, GBP_{min} varies typically from around 0.3MHz up to 3MHz. Taking the typical GBP, GBP_{typ} , as some three times GBP_{min} , gives a range of GBP_{typ} of 1–10MHz.

Earlier, we had a look at the input and output resistances of an opamp. For ac use, manufacturers sometimes specify impedances rather than resistances, but these are usually stated ohmically as the modulus of a complex impedance. For most practical purposes, the impedance values given can be taken as resistances.

Frequency-compensation of Opamps

At higher frequencies, in a real opamp, not only does the voltage gain decrease with rising frequency, but the output signal tends to lag by more than the 180° phase-reversal from the inverting input implied in an ideal

opamp. This lag, called phase-shift, can be a source of instability in practical circuits. It is customary, therefore, to add to the basic real opamp some form of frequency-compensation network.

The frequency-compensation network may be included within the opamp package to give 'internally-compensated', 'frequency-compensated', or, simply, 'compensated' types. (In the data tables later such types are coded 'INT' = INTernally-compensated.)

By contrast, in some practical opamps, no internal frequency-compensation is provided, but separate terminals are included in the package for attaching external compensation networks to, giving 'uncompensated' or 'tailored-response' types. (In the tables these are coded 'EXT' = EXTernal-compensation required.)

Frequency-compensation can be carried out on the input stages of an opamp, and is then known as 'input' compensation. (In the tables, input-compensation terminals are indicated by an 'F' = Frequency-compensation.) Compensation can also be applied to later amplifier stages, and this is known as 'output' compensation. (Terminals for output compensation are indicated in the data tables by the sign ' Φ ', i.e. the Greek letter 'phi' corresponding to the English letter, F.)

Frequency-compensation external networks vary with different uncompensated opamps, and may range from a single capacitor up to a network of as many as seven resistors and capacitors.

Opamp Switching Characteristics (SR)

Ideally an opamp should have a zero response time. This means that the output voltage should respond instantly to any change in the input.

In a real opamp, the speed of response is limited by the rate at which it can charge and discharge circuit capacitances. In practice, these capacitances can be internal to the opamp (either parasitics or internal frequency compensation additions) or external (either external compensation additions or load capacitances).

Response times for opamps are usually specified in terms of *slew rate* (sometimes called *slewing rate*). Slew rate is, in simple terms, the rate of change of the opamp output voltage. Usually denoted by 'SR', it is normally expressed in units of volts per microsecond, $V/\mu\text{s}$.

Slew rate varies with compensating capacitance values, and manufacturers normally specify it for the 'voltage follower' configuration, i.e. as a unity-gain, non-inverting amplifier, because this calls for the largest compensation capacitance.

Where high speed switching is important, the *minimum* limit of the slew rate, SR_{\min} , is normally given by the manufacturer. Where only the typical value is given in the data sheet, it can be taken that the minimum value lies around 1/3rd to 1/6th of the typical.

In commercial opamps, SR_{\min} may lie between $0.02V/\mu S$ and $250V/\mu S$. In general-purpose units, it tends to lie between 0.3 and $3.0V/\mu S$. For switching applications, manufacturers also produce specialised types which can be classified as 'high slew rate' (with SR_{\min} between 3 and $30V/\mu S$ and coded HSR=High Slew Rate in the tables) or 'extra-high slew rate' (with SR_{\min} over $30V/\mu S$ and coded XSR=eXtra-high Slew Rate in the tables).

In some applications, an important characteristic of an opamp is its peak-to-peak output capability with higher frequencies. This is defined by its 'power bandwidth' or 'full-power response', f_p . Where an opamp is designed mainly for amplifying an audio frequency sinewave, the power bandwidth is stated in the data sheet, but usually it is not specified and has to be computed from SR_{\min} through the relation $f_p = SR/(2\pi E_{op})$, where E_{op} is the peak amplifier output voltage.

Another switching characteristic of the opamp is its settling time, i.e. the time required for the output to settle within a given percentage of final value in response to an input voltage step. Data sheets do not usually specify limits to the settling time, and engineers have tended to use slew rate and unity-gain bandwidth as approximate indicators of relative settling time performance when comparing or choosing amplifiers. The difficulty is that settling time is really a closed-loop parameter (all other opamp specifications being open-loop) and therefore depends on the closed-loop configuration and gain.

Opamp Sensitivity to Common-mode Voltages (CMRR)

Ideal opamps respond only to differential input signals and ignore 'common-mode' input signals, i.e. signals common to both inputs. Real opamps exhibit real, if small, outputs ('errors') arising from their non-zero response to common-mode signals.

The common-mode rejection ratio, CMRR, may be defined in several different, but essentially equivalent, ways, by various manufacturers.

It can be defined as the ratio of the change in the input common-mode voltage, dV_{ICM} , to the resulting input offset voltage change, dV_{IO} (i.e. the input balancing voltage change required to return the output to zero). It

can also be shown to be equal to the ratio of the closed-loop gain to the common-mode gain.

CMRR is most commonly specified in decibel units (dB), where $CMRR(dB) = 20 \log_{10}(dV_{ICM}/dV_{IO})$.

CMRR is important to non-inverting or differential amplifier configurations, because these see a common-mode voltage.

CMRR is usually specified at dc or very low frequency. Generally, the data specification includes a minimum limit to this characteristic. Few commercial opamps have a $CMRR_{\min}$ less than 60dB. Most good quality opamps have a minimum of 80dB, and special instrumentation amplifiers (coded PIA=Precision Instrumentation Amplifier in the data tables) specify $CMRR_{\min}$ of 100dB and even 120dB.

In general, $CMRR_{\min}$ is higher in transistor-input opamps than in fet-input types, since fets have inherently poor common-mode rejection.

Commercial opamps frequently specify an 'operating common-mode range' or 'common-mode input voltage range'. This is the maximum range of common-mode voltage swing that the input stage can tolerate and still operate within the specification limits of the data sheet. This is effectively the input voltage that can be applied to either input separately because in normal opamp circuitry applications, the two input terminals are held at virtually the same potential.

Opamp Sensitivity to Power-supply Voltage Levels (PSRR)

The characteristics of an ideal opamp are independent of the supply voltage levels. In a real opamp, the electrical characteristics vary with the supply voltage levels, and, because the opamp is capable of amplifying dc voltages, it is inherently sensitive to changes in its own dc supply voltages, V_{S+} and V_{S-} . Also, if the supply voltages are poorly filtered and vary at some ripple frequency, the opamp characteristics may vary at the same frequency. It is essential therefore that a real opamp is, as far as practicable, insensitive to supply voltage changes.

The insensitivity of a commercial opamp to variations in its supply voltages is usually specified in one of a number of essentially equivalent ways. The commonest specification is of the 'power supply rejection ratio', PSRR, which is usually expressed in decibels or volts per microvolt. In decibel form, $PSRR = 20 \log_{10}(dV_S/dV_{IO})$, where dV_S =change in the power supply voltage and dV_{IO} =resulting change in input offset voltage. In volts

per microvolt, $PSRR = dV_S$ (volts)/ dV_{IO} (microvolts). Opamp data sheets generally specify a minimum for this parameter, $PSRR_{min}$.

Instead of PSRR, data sheets sometimes specify 'power supply sensitivity' or 'supply voltage sensitivity', expressed as microvolts per volt = dV_{IO} (microvolts)/ dV_S (volts), which can be seen to be the numerical inverse of the logarithmic PSRR. Sometimes you will find this parameter specified as microvolts per percentage change in supply voltage, $\mu V/\%$. However specified, supply voltage sensitivity normally has a maximum laid down in the data sheet.

In commercial opamps, $PSRR_{min}$ will be found to vary typically from some 60dB min. for consumer types, through 80–100dB min. for industrial types, up to 100–120dB min. for specialist instrumentation types. Corresponding maximum limits for supply voltage sensitivity are 1,000 $\mu V/V$ (=60dB PSRR), 100 $\mu V/V$ (=80dB), 10 $\mu V/V$ (=100dB) and 1 $\mu V/V$ (=120dB).

Temperature Drift of Opamp Characteristics (dV_{IO}/dT)

In the ideal opamp, the characteristics do not change with the temperature. In real opamps, all characteristics change or 'drift' from their initial values with temperature, and temperature drift is the main source of error in most precision applications.

For most commercial opamp parameters, the temperature drift is not important. Data sheets do not usually specify such drift, except for three special characteristics . . . input offset voltage, input bias current and input offset current. Of these, by far the most important (and always specified) is the offset voltage drift.

The input offset voltage drift (temperature coefficient) is the ratio of change in input offset voltage to the change of circuit temperature for a constant output voltage, and can be denoted by dV_{IO}/dT . It is usually specified in microvolts per degree centigrade ($\mu V/C$) of offset-voltage change, and is computed as an average value over the temperature range of the opamp. Data sheets normally specify a maximum value for the offset voltage temperature drift.

In commercial opamps, the maximum value of dV_{IO}/dT , i.e. dV_{IO}/dT_{max} , can range from as low as 0.1 $\mu V/C$ up to 150 $\mu V/C$. For general-purpose, run-of-the-mill opamps, maximum voltage drifts range from about 10 to 50 $\mu V/C$. It is only in special-purpose instrumentation amplifiers (coded LVD=Low Voltage

Drift in the tables) that maximum drifts of the order of 1 $\mu V/C$ will be found.

Input bias current, I_B , is another opamp characteristic that drifts with temperature, and its drift, dI_B/dT , is a measure of how stable the input bias currents remain over the operating temperature range. It is often regarded as a secondary characteristic and omitted from data sheets, but some indication of its magnitude can be deduced from a knowledge of the input-stage devices used. For example, in bipolar-transistor-input opamps, the input bias current is the base current of a high-gain transistor operated at a low collector current (usually at most tens of microamps), and falls with temperature rise. A typical I_B drift specification is around 1nA/C for such transistor-input opamps. In fet-input opamps, by contrast, the input bias current, although low (being essentially the reverse-biased silicon diode leakage current) approximately doubles with every 10C temperature rise.

The other temperature drift characteristic sometimes to be found in opamp data sheets is the input offset current temperature coefficient, dI_{IO}/dT . This is an average over the specified operational range of the opamp, and is a measure of the change in offset current over the range. Some commercial opamps are carefully designed for very low offset current drift, and these may be found coded LCD (=Low Current Drift) in the tables.

Noise in Opamps

An ideal opamp is 'noiseless', i.e. adds no noise of its own to the signal it amplifies. A real opamp, containing active and passive components that generate and add noise to its output, is 'noisy'. Noise in this context is taken to describe random ac voltages and currents generated in the amplifier which limit its signal sensitivity. Where very low voltage signals are to be amplified, very high closed-loop gain must be used to bring the input signals up to usable levels. With a very high gain, however, the noise is amplified along with the signals to the point where nearly as much noise as signal appears at the output. There are three recognised main types of noise phenomena associated with solid state opamps. These are (a) Schottky or 'shot', (b) Johnson or 'thermal', and (c) 1/f or 'flicker' noise.

For most general-purpose applications, opamp noise is not a significant characteristic, and it is not usually found specified in the manufacturers' data. For some applications (e.g. high-gain instrumentation amplifiers), noise levels in the opamp are significant, and may be

found specified. The data sheet will then be found to specify one or more of three different noise parameters: (a) Input-referred voltage noise ($nV/Hz^{1/2}$); (b) Input-referred current noise ($pA/Hz^{1/2}$); and (c) Popcorn noise transition amplitude (μV).

Where specified, noise is often expressed as a typical value only, but some specialist amplifiers have maximum limits placed on noise in their data sheets. Opamps specially intended for low noise applications will be found coded LNA (=Low Noise Amplifier) in the data tables.

Opamp Power Supplies (V_{S+} , V_{S-})

In many applications the opamp's output voltage must be capable of swinging in both positive and negative directions. For such, the opamp requires two source voltages: one positive (V_{S+}) and the other negative (V_{S-}) with respect to ground or common point. Often in practice the positive and negative rail voltages are made symmetrical, i.e. equal. In general-purpose commercial opamps, +15V, -15V rails are most commonly used.

Although designed for nominal $\pm 15V$ supplies as standard, most commercial opamps will operate satisfactorily over a wide range of supply voltages, some from as low as $\pm 1V$, and some up to $\pm 22V$. High voltage opamps (denoted HVO=High Voltage Output in the tables) work with rails of not less than $\pm 40V$, and some work up to around $\pm 150V$ supplies.

In the tables the rated maximum permissible supply voltages are specified (V_{S+max} and V_{S-max}) for each opamp.

Some opamp dc rails are not symmetrical. As an example, the old well-known '702' has dc supply maximum voltage ratings of +14V, -7V only.

Some more recent commercial opamps are designed for 'single-supply' operation, as for example on an automobile 12V battery. In these, of course, the output cannot swing about zero volts, but they are designed to swing on both sides of the half-rail voltage. For such types, the tables show only a positive rated supply voltage, V_{S+max} .

Quiescent Current and Power Characteristics (I_Q , P_Q)

A circuit designer normally needs to know the maximum bias current that the opamp will consume under no-signal, 'quiescent' conditions. In data sheets this may be found stated either directly as a maximum to the supply

current drain (I_{Qmax}) or indirectly as a maximum to the dc power consumption (P_{Qmax}).

For typical commercial general-purpose opamps, I_{Qmax} will be found to range from as low as 1mA up to as high as 30mA, although it usually lies in the range of 3-10mA.

The maximum dc power consumption, P_{Qmax} , is the power consumed for biasing purposes. It is not usable output power, because none of it is delivered to the load. (It should not be confused with the maximum permissible package power dissipation, P_{TOTmax} , dealt with later below.) In commercial general-purpose opamps, P_{Qmax} is normally specified for rail voltages of $\pm 15V$.

If only one of the two characteristics, I_{Qmax} and P_{Qmax} is given, the other can be derived through the equation (assuming 15V supplies): $P_{Qmax} = 30 \times I_{Qmax}$.

With some opamps, quiescent current and power consumption can be controlled externally over a wide range with a master bias terminal (denoted B=Bias in the tables). This terminal may be used to adjust the level of bias current, which in turn, of course, varies the quiescent dc power consumption of the opamp. Opamps of this type are usually referred to as *programmable* (coded PRA=PRogrammable Amplifier). In some programmable types, the external terminal bias control can even be used for switching the opamp completely off or on, i.e. strobing.

Rated Output Voltage and Current Swings (V_{OUTmin} , I_{OUTmin})

An opamp data sheet usually specifies a minimum output voltage, V_{OUTmin} . This is the lowest value of the peak output voltage swing, referred to zero (or to half-supply-voltage level for single-supply types) that is guaranteed can be obtained without clipping for that type. V_{OUTmin} is a measure of the ability to deliver its rated output voltage across a specified value of load resistance. A symmetrical output swing is usually implied, although not necessarily true in all cases. The output can become limited due to loading effects, power supply levels, frequency effects and output resistance of the opamp. Usually opamps can supply peak voltage swings to within a few volts of the supply voltages used. In general-purpose opamps, V_{OUTmin} tends to range from about 10V to 15V.

Circuit designers may also be interested in the opamp's rated current output, I_{OUTmin} . This is the minimum peak swing of output current, referred to zero, that the data sheet guarantees the opamp will provide.

For general-purpose opamps, I_{OUTmin} will be found usually to lie in the range of 1mA to 5mA. Special opamps are also available (denoted in the tables by HCO=High Current Output) to provide guaranteed minimum output current swings of up to 50mA peak. (I_{OUTmin} should not be confused with the rated maximum permissible output current, discussed in the next section below.)

Opamp Maximum Ratings

Opamp data sheets normally specify a number of maximum ratings, i.e. values which must not be exceeded by the user.

For dc supply rails, discussed earlier above, the opamp data sheet normally specifies V_{S+max} and V_{S-max} , the maximum allowable supply voltages that can safely be applied to the amplifier. Sometimes these are stated merely as a single overall total positive-to-negative permissible maximum supply voltage. If the rated supply voltages are exceeded, there is a considerable danger of catastrophic breakdown in the semiconductor devices incorporated in the opamp, and, even if this does not occur, there is the possibility of internal overheating due to excessive power dissipation that can lead to deterioration in performance.

Opamp data sheets normally specify a maximum permissible internal power dissipation, P_{TOTmax} , which is the power that a particular device is capable of dissipating safely on a continuous basis while operating within a specified temperature range. This rating varies according to the type of package used for the opamp. In general, ceramic packages allow the highest power dissipation, metal packages the next highest, and plastic-encapsulated packages the lowest. For run-of-the-mill general-purpose opamps, P_{TOTmax} will be found to lie in the range of 300–900mW for free-air mounting of the package (denoted in mWF=milliwatts free-air in the tables).

Manufacturers normally specify for their opamps an operating ambient temperature range over which they will perform within their specifications. Military-grade devices typically operate from $-55C$ to $+125C$, industrial-grade from $-25C$ to $+85C$, and commercial (consumer) grades from $0C$ to $+75C$. For most users, only the maximum permissible operating temperature is generally of interest, and in the tables this will be found shown as T_{opmax} . Standard jargon is to identify 125C devices as 'military', 85C as 'industrial' (including automotive), and 75C as 'entertainment' or 'consumer'.

A secondary temperature rating to be found in opamp data sheets is the maximum permissible lead temperature, relating to precautions against damaging by overheating of leads in soldering packages into circuit. Conventional specification is to limit hand-soldering time to less than 10 seconds for an iron tip temperature less than 245C and to less than 5 seconds for a tip temperature between 245C and 400C. For dip or flow soldering, it is conventional to limit the solder temperature to 245C and the time of immersion to not more than 5 seconds.

Earlier we took a look at the rated output current, I_{OUTmin} , i.e. the minimum output current that the data sheet guarantees the opamp can produce. This should not be confused with the rated maximum permissible output current, I_{OUTmax} , which will be found in some data sheets. Typically this tends to be about 5 to 10 times I_{OUTmin} , and, not being usually required by the circuit designer, is not included in the tabular data of this Selector.

Most data sheets include a rated maximum permissible value for the common-mode input voltage, V_{ICMmax} . This is the maximum voltage that can safely be applied between both input terminals together and circuit common. There are usually positive and negative limits to this rating, although often these will be found to be equal. In the tables, therefore, only one voltage rating will be found for V_{ICMmax} , without a sign indication. As a rule of thumb, it can be taken that with modern opamps V_{ICMmax} can be taken as approximately equal to V_{S+max} , but care must be taken with some of the older types, because V_{ICMmax} can be much lower than the rail voltage rating.

V_{ICMmax} ratings should not be confused with the corresponding input voltage 'ranges', sometimes quoted in data sheets, which represent the limits of common-mode input voltage within which the opamp characteristics will remain inside the data sheet specification limits, i.e. the opamps will operate linearly.

Data sheets normally also include a rated maximum permissible value for the differential input voltage, V_{IDmax} . This figure, representing the maximum voltage that can safely be applied between the differential input terminals without excessive input current flow. For many general-purpose opamps, it will be found that V_{IDmax} equals twice the supply voltage rating, V_{Smax} . However, this is not always true, because some opamps have protective clamping diodes connected back-to-back across the input terminals. Such types are limited to a maximum differential-input voltage of less than 1V. Without

clamping diodes, some opamp types are limited to about 5V or less in their differential input voltage to prevent reverse emitter-base breakdown in an input stage transistor. The highest V_{IDmax} ratings will, however, generally be found in devices using a combination pnp-npn cascode input.

Opamp Output Protection

Earlier opamps often had a specification of the maximum permissible time for holding the output short circuited, giving a rating t_{SCmax} . For example, the archetypal $\mu A709$ had only a 5-second output short-circuit rating. More recent opamps generally have built-in current-limiting short-circuit protection, which allows the output to be short-circuited indefinitely without damage to the device.

Quasi-opamps

A large number of commercial devices have opamp-like characteristics without being precisely 'classical' opamps, and such quasi-opamps have been included in the tabular data.

Many manufacturers provide opamps with two balanced differential outputs instead of the single output of the conventional opamp. These quasi-opamps will be found denoted BDO (= *Balanced Differential Output*). Probably the best known balanced output opamp is the $\mu A733$.

Some opamps are packaged by the manufacturer with no external inverting input terminal, but with the inverting input internally connected to the output terminal to give a voltage-follower amplifier (denoted VFA = *Voltage Follower Amplifier* in the tables). Such 'committed' opamps are also known as buffers.

The opamp's ability to provide both positive and negative output voltage swings is not always necessary or desirable. In such cases, the opamp's need for both positive and negative dc rail voltages can be a costly inconvenience. Standard double-supply opamps can be wired to work with a single dc supply, with the output swinging about approximately half the single rail voltage, but this technique requires additional relatively costly components. Manufacturers have developed a cheaper alternative. This is the current-differencing-amplifier (denoted CDA in the tables) or Norton amplifier with the circuit symbol shown in Figure 3. The CDA is designed to operate from low-voltage, single-ended dc power supplies. CDAs are not one-to-one direct replacements

of opamps, for they require special external wiring to set them up, and are not intended for dc voltage amplification. Typical commercial CDA types are the MC3401 and LM3900.

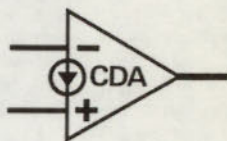


Figure 3. Circuit symbol for current-differencing amplifier.

Some commercial operational amplifiers are specifically designed to work efficiently as dc comparators, a comparator being one that provides an output indication of the relative state of two input terminals. These specialised opamps will be found denoted CPR (= *ComPaRator*) in the tables.

Another type of quasi-opamp readily commercially available is the 'Operational Transconductance Amplifier' (usually abbreviated OTA). This is like a standard opamp in many respects, and many of the characteristics of the opamp also apply to the OTA. The major difference from the standard opamp is that the OTA gives a current, rather than a voltage, output. Ideally an OTA has infinite output resistance, in contrast to the zero output resistance of the ideal opamp. Instead of an open-loop voltage gain, the OTA data sheet gives a transconductance, g_m , which provides, for an input differential voltage E_{in} , an output single-ended current g_mE_{in} . The archetypal OTA is the CA3080.

Multiple-opamp Packages

General-purpose opamps, particularly internally compensated types, require relatively few external terminals (for V_s+ , V_s- , E_- , E_+ , and output, with possibly a few nulling and frequency-compensation connections). Because of this, it has been possible to fabricate multi-element opamps with 2, 3 and even 4 identical isolated circuits in a single industry-standard package. In the tables, multi-element opamps will be found characterised by an applications coding starting with D (for *Dual* elements), T (for *Triple*) and Q (for *Quadruple*).

Low-drift Opamps

Commercial opamps have attractive features like low cost and small size. However, where extremely low drift

and bias currents are required for some stringent applications, specialised-technique opamps are available. The two main specialised opamps of this type are the *chopper-stabilized* (denoted $CHP = CHoP$ per-stabilized in the tables), and the *varactor-bridge* or *parametric* (denoted $PAA = PArA$ metric).

Chopper-stabilizing of a dc amplifier enables microvolts of drift to be measured with high accuracy. Chopper amplifiers are available with initial offsets of less than $20\mu V$ and $20pA$, and temperature drifts of less than $0.5\mu V/C$ and $1\mu V/week$.

Parametric (varactor-bridge) amplifiers feature very low input bias and offset current and drift, low noise at very low frequencies, high input impedance and high common-mode rejection and isolation characteristics. They go a step beyond the performance of fet amplifiers and offer a solid-state alternative to the electrometer vacuum tube opamp. They are particularly suited to four basic jobs: measuring very low level currents; measuring voltages from very high impedance source; accommodating very wide input signal variations (using logarithmic or other nonlinear feedback); and charging/discharging capacitors in integrator, differentiator, charge amplifier and sample/hold circuits.

Some comparison of performance between the different opamp types can be seen in the typical characteristics values set out below:

Parameter	Typical values			
	Transistor-input	Fet-input	Chopper-stabilized	Parametric (Varactor)
Current drift (25–35C)	30pA/C	1pA/C	0.3pA/C	0.05pA/C
Voltage drift	0.75 $\mu V/C$	2 $\mu V/C$	0.5 $\mu V/C$	60 $\mu V/C$
Current noise (DC–1Hz)	5pA	0.1pA	10pA	0.01pA
Voltage noise (DC–1Hz)	1 μV	3 μV	5 μV	2 μV

Opamp Packages

Commercial opamps will be found supplied in a variety of different package configurations.

The commonest package is by far the 'dual-in-line' package, coded DIL (=Dual In Line) in the tables, and with a number of different possible lead configurations as detailed in Appendix F. Abbreviations other than DIL may be found used for dual-in-line packages, such as DIP (=Dual In-line Package).

In the DIL package it will be seen that the leads emerge on the sides and turn downwards. In one variant, the leads still lie in two parallel rows in line, but emerge as pins from the bottom of the package. This is known as the 'modified dual-in-line' type and is coded DIM (=Dual In-line, Modified) in the tables.

Another variant of the DIL is one with a heat-sink incorporated as an integral part of the package. This will be found denoted HIL (=Heatsinked In Line package) in the tables.

DIL packages vary considerably in size, but miniature versions will be found denoted MDL (=Miniature Dual In Line) in the tables. These should not be confused with the shortest of the standard DIL packages, the 8-lead 'minidip', denoted DIL-8 in the tables.

A final DIL variant met with is one in which the leads are staggered out from two into four parallel rows, to provide greater interlead spacings between the lead holes in the printed wiring board on which it is to be mounted. This variant is known as a 'quad-in-line' (=QIL) package.

The next commonest style of package used for opamps is the 'transistor-can' type, which is derived from conventional metal package outlines used for single transistors, and adapted for use with linear ICs. Nowadays the commonest opamp metal can packages of this type are:

- Multilead TO5* low-power package (coded TO5 in the tables and Appendix F, but also commonly appearing in the literature under EIA standard numbers such as TO99 (=8-lead) and TO100 (=10-lead);
 - Multilead TO8* medium-power package (coded TO8 in tables);
 - Multilead TO66* small 'diamond' power package (coded T66 in tables);
- and

- (d) *Multilead TO3* 'diamond' high-power package (coded TO3 in tables).

The type of package that was popular with early opamps, but is now much less often met with, is the '*flat-pack*' (coded FLP in the tables), in which the leads emerge horizontally from two opposite edges of the package.

Low-cost packages developed recently and increasing in popularity are the 'single-in-line' (coded SIL), in which the leads emerge in a single straight line from only one edge of the package.

As with DILs, the SIL may be provided with an integral heat sink. Such a heat-sinked single-in-line package will be found coded SIH (= *Single-In-line, Heatsinked*).

In recent years, manufacturers have been providing their opamps in 'naked chip' form, i.e. without a protective packaging. These generally come in one or other of three basic forms:

- '*Chip*' or '*Dice*' (denoted CHP=*CHiP* in the tables), available as separate individual single chips, or in 'wafer' form with many chips in a silicon slice.
- '*Flip Chip*' (denoted CFL=*Chip, FLip*) with solder bump terminals on the chip face.
- '*Beam Lead*' (denoted BML=*BeaM Lead*) with terminal metal strips, or 'beams' deposited along the face of the chip to project beyond the edge.

Leadout Assignments

There is no standard assignment of leadouts in the various opamp packages met with. The only common factor is that the leads are usually taken to number sequentially upwards in an anticlockwise direction from an indicating tab, dot, mark, etc., when looked down from above at the package mounted in its printed wiring board or socket.

The lead numbering sequence of the different packages will be found set out in Appendix F to the tables. The terminal assignments, i.e. the actual connections to be made to the different lead numbers will be found set out in the body of the tables.

In general, once you have an idea of the shape and lead numbering sequence of the different package styles, you will find that you can identify the lead connections from the opamp entry line in the body of the tables without having to look up the outlines in Appendix F. The connections are coded in the table according to a listing shown in detail in Appendix G and repeated for convenience on each page of the tabular data.

Applications of the Opamp

As a general-purpose gain block, the opamp has a multitude of applications. It is impossible to bring into the tabular data the precise details of specific applications for which each opamp is designed. However, it has been possible to characterise each one in the tabular data by a mnemonic-type applications coding for the major applications areas detailed in Appendix E.

Opamp Type Numbers

Opamps are produced by semiconductor manufacturing companies in all the major industrialised countries of the world. As yet there is no global industry-standard type numbering system in operation, but fortunately many manufacturers operating multinationally retain their own numbering system in every outlet. As a result, it is often possible to tell from an opamp type number at least who is the manufacturer. To help in this, Appendix D sets out the initial letters of the numerical series used by different manufacturers.

Apart from such 'house-code' numbers for opamps, some national agencies have introduced standard numbering systems. Examples of these are the JEDEC system of the EIA in the USA, the 'Proelectron' system of the Association Internationale Pro Electron in Europe, and the JIS system of the Japanese Industrial Standards organisation. Regrettably the various 'standard' numbering systems do not indicate by their type number sufficiently precise details of the opamp to enable it to be used without reference to other data information.

Some particular house-code numbers have become so well known that it is common to drop the alphabetic prefix to the number and use only the numerical part. For example, the μ A709 in the jargon of the electronic engineer is usually referred to simply as the '709' or the LM101A as the '101'.

Opamp Manufacturers

The electronic engineer often wants to identify the manufacturer of an opamp, of which he knows only the device type. To meet this situation, the tables include a 'manufacturer' column, in which a major manufacturer is indicated by a coding. At Appendix C will be found details of the different manufacturers, together with the codings assigned to them.

Where more than one manufacturer makes a particular device, the maker assigned to that opamp in

the table is generally the one whose house-code forms part of the type number.

'Workhorse' Opamps

A number of opamp types have become so widely used that they have become virtually industry standards.

These 'workhorses' may appear under different type numbers from different manufacturers, but the numerical part of the type code is usually sufficient to identify it. For example, the original LM101AH (National Semiconductors) may also appear as μ A101AH (Fairchild), AMLM101AH (Advanced Microdevices), CA101AT (RCA), RC101AT (Raytheon), SFC2101A (Thompson-CSF), SG101AT (Silicon General), SN52101AL (Texas Instruments), TOA101AV (Transitron), and even U5B101A312. (obsolete, Fairchild).

The more widely-used of the workhorse opamps are set out below, grouped into classes of application. Under each application, the opamps are distinguished first as 'comp' (=internally frequency-compensated) and 'uncomp' (uncompensated, i.e. with no internal frequency-compensation and requiring frequency compensation through special terminals provided in the package). A subsidiary distinction is then made between 'ext. trim' (=with special terminals available for input offset voltage trim adjustment) and 'no ext. trim' (=no special trim terminals).

(a) *General-purpose amplifiers*

Uncomp., ext. trim	101	(LM101/201/301/ 101A/201A/301A)
	748	(μ A748/748C)
Uncomp., no ext. trim	709	(μ A709/709A/ 709C)
Comp., ext. trim	741	(μ A741/741A/ 741C)
	799	(μ A799/799C)
Comp., no ext. trim	107	(LM107/207/307)
	101H	(LH101/201)

(b) *Superbeta-input, low-input-current amplifiers*

Uncomp., ext. trim	112	(LM112/212/312)
	216	(LM216/316/ 216A/316A)
Uncomp., no ext. trim	108	(LM108/208/308/ 108A/208A/308A)
Comp., ext. trim	1536	(MC1536/1436/ 1556/1456)

	143	(LM143/343)
	2645	(HA2645)

(c) *High-voltage-output amplifiers*

Uncomp., ext. trim	144	(LM144/344)
Comp., ext. trim	1556	(MC1556)

(d) *Voltage-follower amplifiers*

Comp., ext. trim	110	(LM110/210/310)
	102	(LM102/202/302)

(e) *Extra-high-slew-rate amplifiers*

Uncomp., ext. trim	118	(LM118/218/318)
	531	(NE531/SE531)
	2005	(HA2005/2055/ 2065)
	2505	(HA2505/2515/ 2525)
Uncomp., no ext. trim	715	(μ A715/715C)
	2535	(HA2535)

(f) *Precision instrument amplifiers*

Uncomp., ext. trim	152F	(LF152/252/352)
	725	(μ A725/725A/ 725C)
	777	(μ A777C)
Comp., ext. trim	121	(LM121/221/321)

(g) *Fet-input amplifiers*

Uncomp., ext. trim	3130	(CA3130/3130A/ 3130B)
Comp., ext. trim	740	(μ A740/740C)
	536	(NE536/SU536)
	13741	(LF13741)
	155F	(LF155/255/355/ 156/256/356/ 157/257/357/ 155A/355A/156A/ 356A/157A/357A)
	3140	(CA3140/3140A/ 3140B)
	8007	(ICL8007/8007C)

(h) *Wideband amplifiers*

Uncomp., no ext. trim	702	(μ A702/702A/ 702C)
-----------------------	-----	-----------------------------

(i) *Low-offset-voltage-drift amplifiers*

Comp., ext. trim	714	(μ A714)
	OP-07	(OP-07/07A/07C)

(j) <i>Low-noise amplifiers</i>				(q) <i>Dual superbeta-transistor-input amplifiers</i>	
Uncomp., no ext. trim	911	(HA909/911)		Uncomp., no ext. trim	2108 (LH2108/2208/ 2308/2108A/ 2208A/2308A)
(k) <i>Differential-output amplifiers</i>				(r) <i>Dual voltage-follower amplifiers</i>	
Uncomp., no ext. trim	727	(μ A727/727C)		Comp., ext. trim	2110 (LH2110/2210/ 2310)
	730	(μ A730/730C)			
	733	(μ A733/733C)			
(l) <i>Programmable amplifiers</i>				(s) <i>Dual fet-input amplifiers</i>	
Uncomp., ext. trim.	2778	(SFC2778/2778C)		Comp., ext. trim	8043 (ICL8043M/ ICL8043C)
	3078	(CA3078/3078A)			
Comp., ext. trim	776	(μ A776/776C)		(t) <i>Dual programmable amplifiers</i>	
	4250	(LM4250/4250C)		Comp., ext. trim	8022 (ICL8022M/ 8022C)
	8021	(ICL8021M/ 8021C)			2735 (HA2735)
	2725	(HA2725)			24250 (LH24250/ 24250C)
(m) <i>Operational-transconductance amplifiers</i>				(u) <i>Dual comparators</i>	
Uncomp., no ext. trim	3094	(CA3094/3094A/ 3094B)		1-o/p, 2-strobe, no ext. trim	711 (μ A711/711C)
Comp., no ext. trim	3080	(CA3080/3080A)		2-o/p, no-strobe, no ext. trim	193 (LM193/293/393/ 193A/293A/393A)
(n) <i>Dc-comparators, single-output</i>					2903 (LM2903)
No-strobe, ext. trim	734	(μ A734/734C)			119 (LM119/219/319)
	8001	(ICL8001M/ 8001C)		2-o/p, 2-strobe, ext. trim	2111 (LH2111/2211/ 2311)
No-strobe, no ext. trim	710	(μ A710/710C)		2-o/p, 2-strobe, no ext. trim	1514 (MC1514/1414)
1-strobe, ext. trim	111	(LM111/211/311)			
	111F	(LF111/211/311)		(v) <i>Dual low-noise amplifiers</i>	
2-strobe, no ext. trim	106	(LM106/206/306)		Uncomp., no ext. trim	739 (μ A739C)
(o) <i>Dc-comparators, double-output</i>					749 (μ A749/749C/ 749D)
No-strobe, no ext. trim	760	(μ A760/760C)			381 (LM381/381A)
	160	(LM160/260/360)			1303 (MC1303)
2-strobe, no ext. trim	161	(LM161/261/361)		Comp., no ext. trim	382 (LM382)
(p) <i>Dual general-purpose amplifiers</i>					387 (LM387/387A)
Uncomp., ext. trim	2101	(LH2101A/2201A/ 2301A)		(w) <i>Quad (quadruple) current-difference amplifiers</i>	
Uncomp., no ext. trim	1537	(MC1537/1437)		Comp., no ext. trim	2900 (LM1900/2900/ 3900)
Comp., ext. trim	747	(μ A747/747A/ 747C)			3301 (MC3301/3401)
Comp., no ext. trim	1558	(MC1558/1458)		(x) <i>Quad general-purpose amplifiers</i>	
	158	(LM158/258/358/ 158A/258A/358A)		Comp., no ext. trim	124 (LM124/224/324/ 124A/224A/324A)
	798	(μ A798/798C)			148 (LM148/248/348)
	4558	(MC4558/4558C)			149 (LM149/249/349)
	2904	(LM2904)			2902 (LM2902)

3303 (MC3303/3403/
3503)
4136 (RC4136/
RM4136/RV4136)
4741 (HA4741)

(y) *Quad dc-comparators*
4-o/p, no-strobe, no ext.
trim

139 (LM139/239/339/
139A/239A/339A)
775 (μ A775/775C)
2901 (LM2901)
3302 (MC3302)

(z) *Triple low-power, programmable amplifiers*
Comp., no ext. trim

8023 (ICL8023M/
8023C)

Substitute Opamps

Opamp users often want to know of a suitable substitute when a direct replacement device is not available. Substitutes can be *exact* or *functional*.

An exact substitute is a device which is sufficiently near in package body size and shape and leadout configuration to be able to be directly wired or plugged into the circuit from which the defective opamp has been removed. At the same time its ratings should be at least equal to those of the device being substituted and its characteristics within the limits of that device. An exact substitute or replacement device may also be found referred to as a 'drop-in', 'plug-in' or 'pin-for-pin' replacement.

To help people looking for substitutes for opamp devices that have failed or become obsolete the Selector tables include two special columns providing for most opamps listed an exact mechanical and electrical substitute, one indicating an equivalent USA device and the other a European. Where no specific European substitute is readily available, the Euro-substitute column is used to offer a second independent USA alternative.

Functional substitutes or equivalents are those which differ materially in mechanical or electrical characteristics from the opamp being replaced, to such an extent that the functional substitute cannot be just dropped into circuit as a direct replacement. Scrutinizing the tables will be of assistance in identifying an opamp of near electrical performance to the item being replaced. The package and leadout assignment information of the proposed functional equivalent given in the table will

enable the necessary wiring modifications to be carried out for the circuit to accept the functional substitute.

Opamp Glossary

To some engineers, particularly of the older school, the various special terms used in specifying opamps may not be entirely familiar. For this reason, a special glossary, bringing together in one place in alphabetical order a listing of opamp terminology and its explanation has been included at Appendix B for easy reference.

Opamp Circuit Design Guidelines

The degree of engineering skill called for in using opamps effectively is complicated because the performance capability of commercial off-the-shelf units spans an enormous dynamic range. Thus, while many problems can be solved by opamps with little or no circuit experience, others require considerable efforts from very experienced circuit designers.

Failure to recognise the difficulty of a design problem accounts for many of the disappointments and frustrations experienced by the opamp beginner. The data sheets, applications notes and other literature from manufacturers can lead an engineer to think that with an opamp and an hour or two at the bench he can do anything. However, while a sophisticated opamp is a very powerful circuit design tool, it very often takes much engineering skill and many days of hard design and experimental work to apply the device in some cases.

The table below sets some guidelines as to the relative difficulties of different opamp application areas:

Of course this table is largely a matter of personal opinion, but it is probably accurate at least to an order of magnitude. The commentary applies, however, to only one variable at a time. For example, it is virtually impossible to achieve a 10V/ μ S slew rate at an impedance level of 100meg., or to measure 1mV signals with 0.01% accuracy. This compounding of problems is why greater experience and skills are required at the extremes of performance.

Opamp Data Sources

Every reasonable care has been taken to ensure accuracy of information in the tables, but no responsibility can be accepted for inaccuracies that may have arisen.

Readers seeking more detailed information than it is

<i>Circuit operation area</i>	<i>Safe for beginners</i>	<i>Some experience required</i>	<i>Considerable experience required</i>	<i>Strictly for practised expert</i>
Accuracy	Worse than 1%	1.0–0.1%	0.1–0.01%	Better than 0.01%
Voltage-signals	Above 100mV	100–5mV	5–0.1mV	Below 0.1mV
Current-signals	Above 100nA	100–5nA	5–0.1nA	Below 0.1nA
Impedance-levels	Below 1meg	1–30meg	30–1,000meg	Above 1,000meg
Slew-rate	Below 1V/μS	1–10V/μS	10–100V/μS	Above 100V/μS
Frequency-response	Below 0.1MHz	0.1–1.0MHz	1–100MHz	Above 100MHz

possible to include within the limitations of this tabular data presentation can always consult the data information provided by the manufacturer indicated in the opamp table entry.

Individual data sheets can sometimes be obtained through the local office or agent of the manufacturer, but, more commonly, data is available either in short-form catalogue published by the manufacturer and setting out

only the main control specification of the devices in his range or in a comprehensive data book with detailed specifications for a large number of devices. For many manufacturers nowadays, the data books have become quite large volumes and for cost reasons have now generally to be paid for. Indeed, good technical bookshops nowadays often carry the data books of at least the major manufacturers.

Tabulations

TYPE NUMBER	MFR	APP	COMP	GBP MIN	SLEW RATE MIN	Vs+ MAX	Vs- MAX	T _{OP} MAX	A _{VOL} MIN	V _{IO} MAX	I _B MAX	I _O MAX	P _{TOT} MAX	I _{OUT} MIN	V _{OUT} MIN	V _{CM} MAX	V _{IO} MAX	dV _{IO} /dT MAX	P _O MAX	I _O MAX	CM RR MIN	PS RR MIN	R _{IN} MIN
20-007A1	BLU	LVD	INT	2MHZ	2V/uS	+22V	-22V	85C	100dB	0.2MV	150NA	.	.	5MA	10V	15V	30V	1uV/C	.	7MA	90dB	.	200K
20-007A2	BLU	LVD	INT	2MHZ	2V/uS	+22V	-22V	85C	100dB	0.2MV	150NA	.	.	5MA	10V	15V	30V	2uV/C	.	7MA	90dB	.	200K
20-007B1	BLU	LVD	INT	2MHZ	2V/uS	+22V	-22V	85C	100dB	0.5MV	150NA	.	.	5MA	10V	15V	30V	5uV/C	.	7MA	90dB	.	200K
20-007C1	BLU	LVD	INT	2MHZ	2V/uS	+22V	-22V	85C	100dB	1MV	200NA	.	.	5MA	10V	15V	30V	10uV/C	.	7MA	90dB	.	200K
20-008A1	BLU	FET	INT	2MHZ	3V/uS	+22V	-22V	85C	100dB	1MV	5pA	.	.	5MA	10V	15V	30V	5uV/C	.	7MA	80dB	.	10G
20-008A2	BLU	FET	INT	2MHZ	3V/uS	+22V	-22V	85C	100dB	1MV	5pA	.	.	5MA	10V	15V	30V	10uV/C	.	7MA	80dB	.	10G
20-008B1	BLU	FET	INT	2MHZ	3V/uS	+22V	-22V	85C	100dB	1MV	5pA	.	.	5MA	10V	15V	30V	25uV/C	.	7MA	80dB	.	10G
20-008B2	BLU	FET	INT	2MHZ	3V/uS	+22V	-22V	85C	100dB	1MV	5pA	.	.	5MA	10V	15V	30V	50uV/C	.	7MA	80dB	.	10G
20-008B3	BLU	FET	INT	2MHZ	3V/uS	+22V	-22V	85C	100dB	2MV	5pA	.	.	5MA	10V	15V	30V	75uV/C	.	7MA	80dB	.	10G
20-107A1	BLU	LVD	INT	2MHZ	2V/uS	+22V	-22V	85C	100dB	0.2MV	150NA	.	.	5MA	10V	15V	30V	1uV/C	.	7MA	90dB	.	200K
20-107A2	BLU	LVD	INT	2MHZ	2V/uS	+22V	-22V	85C	100dB	0.2MV	150NA	.	.	5MA	10V	15V	30V	2uV/C	.	7MA	90dB	.	200K
20-107B1	BLU	LVD	INT	2MHZ	2V/uS	+22V	-22V	85C	100dB	0.5MV	150NA	.	.	5MA	10V	15V	30V	5uV/C	.	7MA	90dB	.	200K
20-107C1	BLU	LVD	INT	2MHZ	2V/uS	+22V	-22V	85C	100dB	1MV	200NA	.	.	5MA	10V	15V	30V	10uV/C	.	7MA	90dB	.	200K
20-108A1	BLU	FET	INT	2MHZ	3V/uS	+22V	-22V	85C	100dB	1MV	5pA	.	.	5MA	10V	15V	30V	5uV/C	.	7MA	80dB	.	10G
20-108A2	BLU	FET	INT	2MHZ	3V/uS	+22V	-22V	85C	100dB	1MV	5pA	.	.	5MA	10V	15V	30V	10uV/C	.	7MA	80dB	.	10G
20-108B1	BLU	FET	INT	2MHZ	3V/uS	+22V	-22V	85C	100dB	1MV	5pA	.	.	5MA	10V	15V	30V	25uV/C	.	7MA	80dB	.	10G
20-108B2	BLU	FET	INT	2MHZ	3V/uS	+22V	-22V	85C	100dB	1MV	5pA	.	.	5MA	10V	15V	30V	50uV/C	.	7MA	80dB	.	10G
20-108B3	BLU	FET	INT	2MHZ	3V/uS	+22V	-22V	85C	100dB	2MV	5pA	.	.	5MA	10V	15V	30V	75uV/C	.	7MA	80dB	.	10G
20-247A1	BLU	LVD	INT	2MHZ	2V/uS	+22V	-22V	125C	100dB	0.2MV	100NA	.	.	5MA	10V	15V	30V	1uV/C	.	7MA	90dB	.	200K
20-247A2	BLU	LVD	INT	2MHZ	2V/uS	+22V	-22V	125C	100dB	0.2MV	100NA	.	.	5MA	10V	15V	30V	2uV/C	.	7MA	90dB	.	200K
20-247B1	BLU	GPK	INT	2MHZ	2V/uS	+22V	-22V	125C	100dB	0.5MV	100NA	.	.	5MA	10V	15V	30V	5uV/C	.	7MA	90dB	.	200K
20-247C1	BLU	GPK	INT	2MHZ	2V/uS	+22V	-22V	125C	100dB	1MV	100NA	.	.	5MA	10V	15V	30V	10uV/C	.	7MA	90dB	.	200K
20-248A1	BLU	FET	INT	2MHZ	6V/uS	+22V	-22V	125C	100dB	1MV	5pA	.	.	5MA	10V	15V	30V	5uV/C	.	7MA	62dB	.	10G
20-248A2	BLU	FET	INT	2MHZ	6V/uS	+22V	-22V	125C	100dB	1MV	5pA	.	.	5MA	10V	15V	30V	10uV/C	.	7MA	62dB	.	10G
20-248B1	BLU	FET	INT	2MHZ	6V/uS	+22V	-22V	125C	100dB	1MV	5pA	.	.	5MA	10V	15V	30V	25uV/C	.	7MA	62dB	.	10G
20-248B2	BLU	FET	INT	2MHZ	6V/uS	+22V	-22V	125C	100dB	1MV	5pA	.	.	5MA	10V	15V	30V	50uV/C	.	7MA	62dB	.	10G
20-248B3	ANU	FET	INT	1MHZ	6V/uS	+18V	-18V	70C	94dB	2MV	50pA	20pA	.	5MA	10V	8V	15V	50uV/C	.	7MA	70dB	70dB	10G
40J	ANU	FET	INT	.	6V/uS	+18V	-18V	70C	94dB	10V	20pA	10pA	.	5MA	10V	8V	15V	20uV/C	.	7MA	70dB	70dB	10G
40K	ANU	FET	INT	.	6V/uS	+18V	-18V	70C	94dB	10V	20pA	10pA	.	5MA	10V	8V	15V	20uV/C	.	7MA	70dB	70dB	10G
41J	ANU	FET	INT	3MHZ	3V/uS	+18V	-18V	70C	100dB	2MV	0.5pA	0.2pA	.	5MA	10V	10V	15V	25uV/C	.	7MA	84dB	84dB	1T
41K	ANU	FET	INT	3MHZ	3V/uS	+18V	-18V	70C	100dB	2MV	25pA	0.1pA	.	5MA	10V	10V	15V	10uV/C	.	7MA	84dB	84dB	1T
41L	ANU	FET	INT	3MHZ	3V/uS	+18V	-18V	70C	100dB	2MV	15pA	0.1pA	.	5MA	10V	10V	15V	25uV/C	.	7MA	84dB	84dB	1T
42J	ANU	FET	INT	2MHZ	25V/uS	+18V	-18V	70C	110dB	2MV	35pA	.	.	5MA	10V	10V	15V	50uV/C	.	7MA	56dB	80dB	1T
42K	ANU	FET	INT	2MHZ	25V/uS	+18V	-18V	70C	110dB	2MV	0.1pA	.	.	5MA	10V	10V	15V	15uV/C	.	7MA	56dB	80dB	1T
42L	ANU	FET	INT	2MHZ	25V/uS	+18V	-18V	70C	110dB	2MV	75FA	.	.	5MA	10V	10V	15V	25uV/C	.	7MA	56dB	80dB	1T
43J	ANU	FET	INT	1MHZ	6V/uS	+18V	-18V	70C	94dB	2MV	10pA	3pA	.	5MA	10V	8V	15V	30uV/C	.	7MA	80dB	70dB	10G
43K	ANU	FET	INT	1MHZ	12V/uS	+18V	-18V	70C	94dB	2MV	20pA	3pA	.	5MA	10V	8V	15V	5uV/C	.	7MA	80dB	84dB	10G
44J	ANU	FET	INT	2MHZ	50V/uS	+18V	-18V	70C	100dB	10MV	50pA	.	.	20MA	10V	11V	15V	50uV/C	.	9MA	80dB	.	10G
44K	ANU	FET	INT	2MHZ	50V/uS	+18V	-18V	70C	100dB	10MV	25pA	.	.	20MA	10V	11V	15V	15uV/C	.	9MA	80dB	.	10G
45J	ANU	FET	INT	2MHZ	20V/uS	+18V	-18V	70C	94dB	10MV	50pA	.	.	20MA	10V	.	15V	50uV/C	.	7MA	64dB	72dB	10G
45K	ANU	FET	INT	2MHZ	20V/uS	+18V	-18V	70C	94dB	10MV	25pA	.	.	20MA	10V	.	15V	15uV/C	.	7MA	64dB	72dB	10G
47A	ANU	FET	INT	2MHZ	50V/uS	+18V	-18V	85C	100dB	10MV	50pA	.	.	20MA	10V	11V	15V	50uV/C	.	9MA	80dB	.	10G
47B	ANU	FET	INT	2MHZ	50V/uS	+18V	-18V	85C	100dB	10MV	25pA	.	.	20MA	10V	11V	15V	15uV/C	.	9MA	80dB	.	10G
48J	ANU	XSR	INT	3MHZ	90V/uS	+18V	-18V	70C	100dB	10MV	50pA	.	.	20MA	10V	11V	15V	50uV/C	.	9MA	80dB	.	10G
48K	ANU	XSR	INT	3MHZ	90V/uS	+18V	-18V	70C	100dB	10MV	25pA	.	.	20MA	10V	11V	15V	15uV/C	.	9MA	80dB	.	10G
52J	ANU	FET	INT	1MHZ	25V/uS	+18V	-18V	70C	120dB	500uV	3pA	1pA	.	5MA	10V	10V	15V	3uV/C	.	100dB	96dB	100G	
52K	ANU	FET	INT	1MHZ	25V/uS	+18V	-18V	70C	120dB	500uV	3pA	1pA	.	5MA	10V	10V	15V	1uV/C	.	100dB	96dB	100G	
101A(CHP)	RAU	GPU	EXT	.	.	+22V	-22V	125C	94dB	2MV	75NA	10NA	.	5MA	12V	15V	30V	15uV/C	.	3MA	80dB	80dB	1.5M
101A(DIL14)	ING	GPU	EXT	.	.	+22V	-22V	125C	94dB	2MV	75NA	10NA	500MWF	5MA	12V	15V	30V	15uV/C	.	3MA	80dB	80dB	1.5M
101A(FLP)	ING	GPU	EXT	.	.	+22V	-22V	125C	94dB	2MV	75NA	10NA	500MWF	5MA	12V	15V	30V	15uV/C	.	3MA	80dB	80dB	1.5M
101A-LN-DIL	ING	LNA	EXT	2MHZ	15V/uS	+20V	-20V	125C	88dB	3MV	100NA	20NA	500MWF	5MA	12V	15V	30V	15uV/C	.	3MA	80dB	80dB	.
101A-LN-FLP	ING	LNA	EXT	2MHZ	15V/uS	+20V	-20V	125C	88dB	3MV	100NA	20NA	500MWF	5MA	12V	15V	30V	15uV/C	.	3MA	80dB	80dB	.
101A-LN-T05	ING	LNA	EXT	2MHZ	15V/uS	+20V	-20V	125C	88dB	3MV	100NA	20NA	500MWF	5MA	12V	15V	30V	15uV/C	.	3MA	80dB	80dB	.
101A(T05)	ING	GPU	EXT	.	.	+22V	-22V	125C	94dB	2MV	75NA	10NA	500MWF	5MA	12V	15V	30V	15uV/C	.	3MA	80dB	80dB	1.5M
102(FLP)	ING	VFA	INT	.	.	+18V	-18V	125C	0dB	5MV	10NA	.	.	500MWF	1MA	10V	.	30uV/C	.	6MA	.	60dB	10G
102(T05)	ING	VFA	INT	.	.	+18V	-18V	125C	0dB	5MV	10NA	.	.	500MWF	1MA	10V	.	30uV/C	.	6MA	.	60dB	10G
106(CHP)	RAU	CPR	EXT	.	.	+15V	-15V	125C	84dB	2MV	20uA	3uA	.	50MA	2.5V	.	.	10uV/C	163MWF	3MA	80dB	80dB	1.5M
107(CHP)	RAU	GPK	INT	.	.	+22V	-22V	125C	94dB	2MV	75NA	10NA	.	5MA	12V	15V	30V	15uV/C	.	3MA	80dB	80dB	1.5M
107(T05)	ING	GPK	INT	.	.	+22V	-22V	125C	94dB	2MV	75NA	10NA	500MWF	5MA	12V	15V	30V	15uV/C	.	3MA	80dB	80dB	1.5M
108A(DIL)	ING	SBA	EXT	.	.	+20V	-20V	125C	98dB	0.5MV	2NA	0.2NA	500MWF	1MA	13V	15V	1V	5uV/C	.	6MA	96dB	96dB	30M

For detailed explanations of column heading notations, see App. A.

Also for ready references the more important abbreviations used in the column headings are listed below:

LEFT HAND PAGE
 APP = application
 (codes at APP.E.)
 CMRR = common mode rejection ratio
 CMP = compensation (frequency)
 dV_{io}/dT = input offset voltage temperature drift
 GBP = gain bandwidth product
 I_b = input bias current
 I_{io} = input bias offset current
 I_o = quiescent supply current
 MFR = manufacturer (codes at App.C.)
 P_o = quiescent power consumer
 PSRR = power supply rejection ratio
 V_{icm} = common mode input voltage rating
 V_{iof} = differential input voltage rating
 V_{io} = input offset voltage
 V_s = dc supply voltage

RIGHT HAND PAGE
 Lead out coding summary (details at APP.G.) for different cases (APP.F.)
 A = gain adjust
 B = bias adjust
 C = case
 E- = inverting input
 E+ = non-inverting input
 F,F* = input frequency compensation
 G = ground
 J = high level input
 K = output, open collector
 L = output, open emitter
 M = metal case
 N = not connected
 Q = special terminal
 R,R* = outputs
 S = strobe
 T,T* = offset balance
 V+ = +ve dc supply
 V- = -ve dc supply
 W = guard ring
 X = blank position, no lead
 + + = +ve supplementary dc supply
 - - = -ve supplementary dc supply
 ϕ, ϕ^* = output frequency compensation

CASE (APP.F)	LD 1	LD 2	LD 3	LD 4	LD 5	LD 6	LD 7	LD 8	LD 9	LD 10	LD 11	LD 12	LD 13	LD 14	LD 15	LD 16	EUROPE SUBSTITUTE	USA SUBSTITUTE	ISS	TYPE NUMBER		
FLP-5/6P	E+	E-	V+	V-	R	0	20-007A1	
FLP-5/6P	E+	E-	V+	V-	R	20-007A1	0	20-007A2	
FLP-5/6P	E+	E-	V+	V-	R	20-007A2	0	20-007B1	
FLP-5/6P	E+	E-	V+	V-	R	20-007B1	0	20-007C1	
FLP-5/6P	E+	E-	V+	V-	R	0	20-008A1	
FLP-5/6P	E+	E-	V+	V-	R	20-008A1	0	20-008A2	
FLP-5/6P	E+	E-	V+	V-	R	20-008A2	0	20-008B1	
FLP-5/6P	E+	E-	V+	V-	R	20-008B1	0	20-008B2	
FLP-5/6P	E+	E-	V+	V-	R	20-008B2	0	20-008B3	
DIM-5/4P	E+	E-	V+	V-	R	0	20-107A1	
DIM-5/4P	E+	E-	V+	V-	R	20-107A1	0	20-107A2	
DIM-5/4P	E+	E-	V+	V-	R	20-107A2	0	20-107B1	
DIM-5/4P	E+	E-	V+	V-	R	20-107B1	0	20-107C1	
DIM-5/4P	E+	E-	V+	V-	R	0	20-108A1	
DIM-5/4P	E+	E-	V+	V-	R	20-108A1	0	20-108A2	
DIM-5/4P	E+	E-	V+	V-	R	20-108A2	0	20-108B1	
DIM-5/4P	E+	E-	V+	V-	R	20-108B1	0	20-108B2	
DIM-5/4P	E+	E-	V+	V-	R	20-108B2	0	20-108B3	
T08-12/1M	E+	E-	N	V+	G	V-	M	R	N	N	N	N	0	20-247A1	
T08-12/1M	E+	E-	N	V+	G	V-	M	R	N	N	N	N	20-247A1	0	20-247A2	
T08-12/1M	E+	E-	N	V+	G	V-	M	R	N	N	N	N	0	20-247B1	
T08-12/1M	E+	E-	N	V+	G	V-	M	R	N	N	N	N	20-247B1	0	20-247C1	
T08-12/1M	E+	E-	N	V+	G	V-	M	R	N	N	N	N	0	20-248A1	
T08-12/1M	E+	E-	N	V+	G	V-	M	R	N	N	N	N	20-248A1	0	20-248A2	
T08-12/1M	E+	E-	N	V+	G	V-	M	R	N	N	N	N	20-248A2	0	20-248B1	
T08-12/1M	E+	E-	N	V+	G	V-	M	R	N	N	N	N	20-248B1	0	20-248B2	
T08-12/1M	E+	E-	N	V+	G	V-	M	R	N	N	N	N	20-248B2	0	20-248B3	
DIM-7/5P	E+	E-	V+	X	V-	R	T	43J	0	40J
DIM-7/5P	E+	E-	V+	X	V-	R	T	43K	0	40K
DIM-7/5P	E+	E-	V+	X	V-	R	T	43K	0	41J
DIM-9/5P	T	E+	E-	T*	V+	N	V-	R	N	41L	0	41K
DIM-9/5P	T	E+	E-	T*	V+	N	V-	R	N	0	41L
DIM-7/5P	E+	E-	V+	G	V-	R	T	42K	0	42J
DIM-7/5P	E+	E-	V+	G	V-	R	T	42L	0	42K
DIM-7/5P	E+	E-	V+	G	V-	R	T	0	42L
DIM-7/5P	E+	E-	V+	X	V-	R	T	43K	0	43J
DIM-7/5P	E+	E-	V+	X	V-	R	T	0	43K
DIM-7/5P	E+	E-	V+	G	V-	R	T	44K	0	44J
DIM-7/5P	E+	E-	V+	G	V-	R	T	44K	0	44K
DIM-7/5P	E+	E-	V+	G	V-	R	T	45K	0	45J
DIM-7/5P	E+	E-	V+	G	V-	R	T	0	45K
DIM-7/5P	E+	E-	V+	G	V-	R	T	47B	0	47A
DIM-7/5P	E+	E-	V+	G	V-	R	T	0	47B
DIM-7/5P	E+	E-	V+	G	V-	R	T	48K	0	48J
DIM-7/5P	E+	E-	V+	G	V-	R	T	0	48K
DIM-9/5P	T	E+	E-	T*	V+	X	V-	R	T1	52K	0	52J
DIM-9/5P	T	E+	E-	T*	V+	X	V-	R	T1	0	52K
CHP	0	101A(CHP)
DIL-14/1C	N	N	FT	E-	E+	V-	N	N	T*	R	V+	F*	N	N	.	.	.	UA101AD	LM101AD	0	101A(DIL14)	
FLP-10/3C	N	FT	E-	E+	V-	T*	R	V+	F*	N	SFC2101APM	LM101AF	0	101A(FLP)	
DIL-14/1C	N	N	TF	E-	E+	V-	N	N	T*	R	V+	F*	N	N	0	101A-LN-DIL	
FLP-10/3C	N	TF	E-	E+	V-	T*	R	V+	F*	N	0	101A-LN-FLP	
T05-8/1M	TF	E-	E+	V-	T*	R	V+	F*	0	101A-LN-T05	
T05-8/1M	FT	E-	E+	V-M	T*	R	V+	F*	SFC2101A	LM101AH	0	101A(T05)	
FLP-10/3C	N	T	N	E+	V-	L	R	V+	T*	N	AML102F	LM102F	0	102(FLP)	
T05-8/1M	T	N	E+	V-	L	R	V+	T*	UA102M	LM102H	0	102(T05)	
CHP	0	106(CHP)	
CHP	0	107(CHP)	
T05-8/1M	N	E-	E+	V-M	N	R	V+	N	SFC2107M	LM107H	0	107(T05)	
DIL-14/1C	N	F	N	E-	E+	N	V-	N	N	R	V+	F*	N	N	.	.	.	UA108AD	LM108AD	0	108A(DIL)	

TYPE NUMBER	MFR	APP	COMP	GBP MIN	SLEW RATE MIN	V _s + MAX	V _s - MAX	T _{OP}	A _{VOL} MIN	V _{IO} MAX	I _B MAX	I _{IO} MAX	P _{TOT} MAX	I _{OUT} MIN	V _{OUT} MIN	V _{ICM} MAX	V _{IDP} MAX	dV _{IO} /dT MAX	P _O MAX	I _O MAX	CM RR MIN	PS RR MIN	R _{IN} MIN
108A(T05)	ING	SBA	EXT	.	.	+20V	-20V	125C	98dB	0.5MV	2NA	0.2NA	500MWF	1MA	13V	15V	1V	5uV/C	.	6MA	96dB	96dB	30M
108(CHP)	RAU	SBA	EXT	.	.	+20V	-20V	125C	96dB	2MV	2NA	0.2NA	500MWF	1MA	13V	15V	1V	15uV/C	.	6MA	85dB	80dB	30M
108(DIL)	ING	SBA	EXT	.	.	+20V	-20V	125C	96dB	2MV	2NA	0.2NA	500MWF	1MA	13V	15V	1V	15uV/C	.	6MA	85dB	80dB	30M
108-LN-T05	ING	LNA	EXT	.1MHZ	0.1V/uS	+20V	-20V	125C	88dB	3MV	3NA	0.4NA	500MWF	1MA	13V	15V	1V	15uV/C	.	1MA	85dB	80dB	.
108(T05)	ING	SBA	EXT	.	.	+20V	-20V	125C	96dB	2MV	2NA	0.2NA	500MWF	1MA	13V	15V	1V	15uV/C	.	6MA	85dB	80dB	30M
110(DIL)	ING	VFA	INT	.	15V/uS	+18V	-18V	125C	0dB	4MV	3NA	.	500MWF	1MA	10V	15V	15V	50uV/C	.	6MA	.	70dB	10G
110(FLP)	ING	VFA	INT	.	15V/uS	+18V	-18V	125C	0dB	4MV	3NA	.	500MWF	1MA	10V	15V	15V	50uV/C	.	6MA	.	70dB	10G
110(T05)	ING	VFA	INT	.	15V/uS	+18V	-18V	125C	0dB	4MV	3NA	.	500MWF	1MA	10V	15V	15V	50uV/C	.	4MA	.	70dB	10G
111(CHP)	RAU	CPR	EXT	.	.	+18V	-18V	125C	100dB	3MV	100NA	10NA	500MWF	.	.	15V	30V	.	.	6MA	.	.	.
111(DIL)	ING	CPR	EXT	.	.	+18V	-18V	125C	100dB	3MV	100NA	10NA	500MWF	.	.	15V	30V	.	.	6MA	.	.	.
111(FLP)	ING	CPR	EXT	.	.	+18V	-18V	125C	100dB	3MV	100NA	10NA	500MWF	.	.	15V	30V	.	.	6MA	.	.	.
111(T05)	ING	CPR	EXT	.	.	+18V	-18V	125C	100dB	3MV	100NA	10NA	500MWF	.	.	15V	30V	.	.	6MA	.	.	.
112(CHP)	RAU	SBA	INT	.	.	+20V	-20V	125C	94dB	2MV	2NA	0.2NA	.	1MA	13V	14V	14V	15uV/C	.	6MA	85dB	80dB	30M
118A	ANU	GPK	INT	.3MHZ	6V/uS	+18V	-18V	85C	108dB	5MV	35NA	3NA	.	5MA	10V	10V	15V	20uV/C	.	4MA	70dB	63dB	100K
118(CHP)	RAU	XSR	INT	.	50V/uS	+20V	-20V	125C	94dB	4MV	250NA	50NA	.	6MA	12V	15V	1V	.	.	8MA	80dB	70dB	1M
118K	ANU	GPK	INT	.3MHZ	6V/uS	+18V	-18V	70C	108dB	5MV	35NA	3NA	.	5MA	10V	10V	15V	5uV/C	.	4MA	70dB	63dB	100K
119A	ANU	GPK	INT	.3MHZ	6V/uS	+18V	-18V	85C	114dB	5MV	35NA	3NA	.	5MA	10V	10V	15V	20uV/C	.	2MA	70dB	64dB	100M
119K	ANU	GPK	INT	.3MHZ	6V/uS	+18V	-18V	70C	114dB	5MV	35NA	3NA	.	5MA	10V	10V	15V	5uV/C	.	2MA	70dB	64dB	100M
120A	ANU	XSR	INT	20MHZ	250V/uS	+18V	-18V	85C	114dB	.	55NA	.	.	25MA	10V	.	15V	15uV/C	.	20MA	.	80dB	.
120B	ANU	XSR	INT	20MHZ	250V/uS	+18V	-18V	85C	114dB	.	55NA	.	.	25MA	10V	.	15V	8uV/C	.	20MA	.	80dB	.
136	ZEU	HVO	INT	.3MHZ	6V/uS	125V	125V	70C	100dB	1MV	100pA	.	.	20MA	100V	120V	120V	50uV/C	.	10MA	90dB	.	10G
146J	ANU	FET	INT	1MSHZ	10V/uS	+18V	-18V	70C	100dB	0.7MV	30pA	10pA	.	20MA	10V	10V	15V	7uV/C	.	.	80dB	80dB	10G
146K	ANU	FET	INT	1MSHZ	10V/uS	+18V	-18V	70C	100dB	0.7MV	20pA	10pA	.	20MA	10V	10V	15V	2uV/C	.	.	80dB	80dB	10G
153J	ANU	LVD	INT	30KHZ	.02V/uS	+18V	-18V	70C	94dB	1MV	3NA	3NA	.	1MA	1V	1V	10V	5uV/C	.	.	80dB	80dB	0.2M
153K	ANU	LVD	INT	30KHZ	.02V/uS	+18V	-18V	70C	94dB	.25MV	3NA	3NA	.	1MA	1V	1V	10V	2uV/C	.	.	80dB	80dB	0.2M
163A	ANU	HVO	INT	.3MHZ	6V/uS	+26V	-26V	85C	114dB	5MV	35NA	3NA	.	20MA	20V	20V	40V	20uV/C	.	2MA	76dB	74dB	100K
163K	ANU	HVO	INT	.3MHZ	6V/uS	+26V	-26V	70C	114dB	5MV	35NA	3NA	.	20MA	20V	20V	40V	5uV/C	.	2MA	76dB	74dB	100K
165A	ANU	HVO	INT	.3MHZ	6V/uS	+26V	-26V	85C	108dB	5MV	35NA	3NA	.	5MA	20V	20V	40V	20uV/C	.	4MA	70dB	68dB	100K
165K	ANU	HVO	INT	.3MHZ	6V/uS	+26V	-26V	70C	108dB	5MV	35NA	3NA	.	5MA	20V	20V	40V	5uV/C	.	4MA	70dB	68dB	100K
180J	ANU	LVD	INT	.2MHZ	0.6V/uS	+18V	-18V	70C	110dB	250uV	4NA	.	.	2M5A	10V	10V	15V	1.5uV/C	.	6MA	100dB	84dB	400K
180K	ANU	LVD	INT	.2MHZ	0.6V/uS	+18V	-18V	70C	110dB	100uV	4NA	.	.	2M5A	10V	10V	15V	0.5uV/C	.	6MA	100dB	84dB	400K
184J	ANU	LVD	INT	.2MHZ	0.3V/uS	+18V	-18V	70C	110dB	250uV	25NA	2NA	.	5MA	10V	10V	15V	1.5uV/C	.	9MA	90dB	80dB	1M
184K	ANU	LVD	INT	.2MHZ	0.3V/uS	+18V	-18V	70C	110dB	100uV	25NA	2NA	.	5MA	10V	10V	15V	0.5uV/C	.	9MA	90dB	80dB	1M
184L	ANU	LVD	INT	.2MHZ	0.3V/uS	+18V	-18V	70C	110dB	100uV	25NA	2NA	.	5MA	10V	10V	15V	.25uV/C	.	9MA	90dB	80dB	1M
202(T05)	ING	VFA	INT	.	.	+18V	-18V	85C	0dB	10MV	15NA	.	500MWF	1MA	10V	.	.	60uV/C	.	6MA	.	60dB	10G
207(T05)	ING	GPK	INT	.	.	+22V	-22V	85C	94dB	2MV	75NA	10NA	500MWF	5MA	12V	15V	30V	15uV/C	.	3MA	80dB	80dB	1.5M
208A(DIL)	ING	SBA	EXT	.	.	+20V	-20V	85C	98dB	0.5MV	2NA	0.2NA	500MWF	1MA	13V	15V	1V	5uV/C	.	6MA	96dB	96dB	30M
208A(T05)	ING	SBA	EXT	.	.	+20V	-20V	85C	98dB	0.5MV	2NA	0.2NA	500MWF	1MA	13V	15V	1V	5uV/C	.	6MA	96dB	96dB	30M
208(DIL)	ING	SBA	EXT	.	.	+20V	-20V	85C	96dB	2MV	2NA	0.2NA	500MWF	1MA	13V	15V	1V	15uV/C	.	6MA	85dB	80dB	30M
208(T05)	ING	SBA	EXT	.	.	+20V	-20V	85C	96dB	2MV	2NA	0.2NA	500MWF	1MA	13V	15V	1V	15uV/C	.	6MA	85dB	80dB	30M
210(DIL)	ING	VFA	INT	.	15V/uS	+18V	-18V	85C	0dB	4MV	3NA	.	500MWF	1MA	10V	15V	15V	50uV/C	.	6MA	.	70dB	10G
210(T05)	ING	VFA	INT	.	15V/uS	+18V	-18V	85C	0dB	4MV	3NA	.	500MWF	1MA	10V	15V	15V	50uV/C	.	6MA	.	70dB	10G
211(DIL)	ING	CPR	EXT	.	.	+18V	-18V	85C	100dB	3MV	100NA	10NA	500MWF	.	.	15V	30V	.	.	6MA	.	.	.
211(FLP)	ING	CPR	EXT	.	.	+18V	-18V	85C	100dB	3MV	100NA	10NA	500MWF	.	.	15V	30V	.	.	6MA	.	.	.
211(T05)	ING	CPR	EXT	.	.	+18V	-18V	85C	100dB	3MV	100NA	10NA	500MWF	.	.	15V	30V	.	.	6MA	.	.	.
216(CHP)	RAU	LBC	INT	.	.	+20V	-20V	85C	86dB	10MV	150pA	50pA	.	.	1MA	13V	15V	.	.	8MA	80dB	80dB	300M
231J	ANU	CHP	INT	.1MHZ	0.2V/uS	+18V	-18V	70C	140dB	15uV	100pA	.	.	25MA	10V	.	15V	25uV/C	.	10MA	.	.	60K
231K	ANU	CHP	INT	.1MHZ	0.2V/uS	+18V	-18V	70C	140dB	10uV	50pA	.	.	25MA	10V	.	15V	0.1uV/C	.	10MA	.	.	60K
233J	ANU	CHP	EXT	.1MHZ	.25V/uS	+18V	-18V	70C	140dB	50uV	50pA	.	.	5MA	10V	.	15V	1uV/C	.	5MA	.	120dB	120K
233K	ANU	CHP	EXT	.1MHZ	.25V/uS	+18V	-18V	70C	140dB	20uV	50pA	.	.	5MA	10V	.	15V	0.3uV/C	.	5MA	.	120dB	120K
233L	ANU	CHP	EXT	.1MHZ	.25V/uS	+18V	-18V	70C	140dB	20uV	50pA	.	.	5MA	10V	.	15V	0.1uV/C	.	5MA	.	120dB	120K
234J	ANU	CHP	EXT	.5MHZ	30V/uS	+18V	-18V	70C	140dB	50uV	100pA	.	.	5MA	10V	.	15V	1uV/C	.	5MA	.	120dB	60K
234K	ANU	CHP	EXT	.5MHZ	30V/uS	+18V	-18V	70C	140dB	25uV	100pA	.	.	5MA	10V	.	15V	0.3uV/C	.	5MA	.	120dB	60K
234L	ANU	CHP	EXT	.5MHZ	30V/uS	+18V	-18V	70C	140dB	25uV	100pA	.	.	5MA	10V	.	15V	0.1uV/C	.	5MA	.	120dB	60K
260J	ANU	CHP	EXT	20HZ	.1MV/uS	+18V	-18V	70C	134dB	25uV	300pA	.	.	5MA	10V	0.5V	20V	0.3uV/C	.	7MA	100dB	120dB	15K
260K	ANU	CHP	EXT	20HZ	.1MV/uS	+18V	-18V	70C	134dB	25uV	300pA	.	.	5MA	10V	1V	20V	0.1uV/C	.	7MA	100dB	120dB	15K
261J	ANU	CHP	EXT	20HZ	.1MV/uS	+16V	-16V	70C	140dB	25uV	300pA	.	.	5MA	10V	0.5V	20V	0.3uV/C	.	7MA	100dB	120dB	8K
261K	ANU	CHP	EXT	20HZ	.1MV/uS	+16V	-16V	70C	140dB	25uV	300pA	.	.	5MA	10V	1V	20V	0.1uV/C	.	7MA	100dB	120dB	8K
301A(DIL8)	ING	GPU	EXT	.	.	+18V	-18V	70C	88dB														

For detailed explanations of column heading notations, see App. A.

Also for ready references the more important abbreviations used in the column headings are listed below:

LEFT HAND PAGE
 APP = application (codes at APP.E.)
 CMRR = common mode rejection ratio
 CMP = compensation (frequency)
 dV_{IO}/dT = input offset voltage temperature drift
 GBP = gain bandwidth product
 I_b = input bias current
 I_{IO} = input bias offset current
 I_Q = quiescent supply current
 MFR = manufacturer (codes at App.C.)
 P_Q = quiescent power consumer
 PSRR = power supply rejection ratio
 V_{CM} = common mode input voltage rating
 V_{IDF} = differential input voltage rating
 V_{IO} = input offset voltage
 V_S = dc supply voltage

RIGHT HAND PAGE
 Lead out coding summary (details at APP.G.) for different cases (APP.F.)

A = gain adjust
 B = bias adjust
 C = case
 E- = inverting input
 E+ = non-inverting input
 F,F* = input frequency compensation
 G = ground
 J = high level input
 K = output, open collector
 L = output, open emitter
 M = metal case
 N = not connected
 Q = special terminal
 R,R* = outputs
 S = strobe
 T,T* = offset balance
 V+ = +ve dc supply
 V- = -ve dc supply
 W = guard ring
 X = blank position, no lead
 + + = +ve supplementary dc supply
 - - = -ve supplementary dc supply
 ϕ, ϕ^* = output frequency compensation

CASE (APP.F)	LD 1	LD 2	LD 3	LD 4	LD 5	LD 6	LD 7	LD 8	LD 9	LD 10	LD 11	LD 12	LD 13	LD 14	LD 15	LD 16	EUROPE SUBSTITUTE	USA SUBSTITUTE	IS TYPE NUMBER
T05-8/1M CHP	F	E-	E+	V-M	N	R	V+	F*	SFC2108A	LM108AH	0 108A (T05) 0 108 (CHP)
DIL-14/1C	N	F	N	E-	E+	N	V-	N	N	R	V+	F*	N	N	.	.	UA108D	LM108D	0 108 (DIL)
T05-8/1M	F	E-	E+	V-	N	R	V+	F*	SFC2108M	LM108H	0 108-LN-T05 0 108 (T05)
T05-8/1M	F	E-	E+	V-M	N	R	V+	F*	SFC2108M	LM108H	0 108 (T05)
DIL-14/1C	N	N	T	N	E+	V-	N	N	L	R	V+	T*	N	N	.	.	SN52110JA	LM110D	0 110 (DIL)
FLP-10/3C	N	T	N	E+	V-	L	R	V+	T*	N	MLM110F	LM110F	0 110 (FLP)
T05-8/1M	T	N	E+	V-	L	R	V+	T*	SFC2110M	LM110H	0 110 (T05)
CHP	0 111 (CHP)
DIL-14/1C	N	G	E+	E-	N	V-	T	T*S	R	N	V+	N	N	N	.	.	SN52111J	LM111D	0 111 (DIL)
FLP-10/3G	G	E+	E-	N	V-	T	T*S	N	R	V+	SN52111FA	LM111F	0 111 (FLP)
T05-8/1M	G	E+	E-	V-	T	T*S	R	V+	SFC2111M	LM111H	0 111 (T05)
CHP	0 112 (CHP)
DIM-7/5P	E+	E-	V+	G	V-	R	T	0 118A
CHP	0 118 (CHP)
DIM-7/5P	E+	E-	V+	G	V-	R	T	0 118K
DIM-7/5P	E+	E-	V+	G	V-	R	T	0 119A
DIM-7/5P	E+	E-	V+	G	V-	R	T	0 119K
DIM-9/5P	N	Q	E-	\emptyset	V+	G	V-	R	T	120B	0 120A
DIM-9/5P	N	Q	E-	\emptyset	V+	G	V-	R	T	0 120B
DIM-9/5P	T	E+	E-	T*	V+	G	V-	R	T1	0 136
DIM-7/5P	E+	E-	V+	G	V-	R	T	146K	0 146J
DIM-7/5P	E+	E-	V+	G	V-	R	T	0 146K
DIM-7/5P	E+	E-	V+	G	V-	R	T	153K	0 153J
DIM-7/5P	E+	E-	V+	G	V-	R	T	0 153K
DIM-7/5P	E+	E-	V+	G	V-	R	T	163K	0 163A
DIM-7/5P	E+	E-	V+	G	V-	R	T	0 163K
DIL-7/5P	E+	E-	V+	G	V-	R	T	165K	0 165A
DIL-7/5P	E+	E-	V+	G	V-	R	T	0 165K
DIM-7/5P	E+	E-	V+	G	V-	R	T	180K	0 180J
DIM-7/5P	E+	E-	V+	G	V-	R	T	0 180K
DIM-7/5P	E+	E-	V+	G	V-	R	T	184K	0 184J
DIM-7/5P	E+	E-	V+	G	V-	R	T	184L	0 184K
DIM-7/5P	E+	E-	V+	G	V-	R	T	0 184L
T05-8/1M	T	N	E+	V-	L	R	V+	T*	UA102M	LM202H	0 202 (T05)
T05-8/1M	N	E-	E+	V-M	N	R	V+	N	SFC2207	LM207H	0 207 (T05)
DIL-14/1C	N	F	N	E-	E+	N	V-	N	N	R	V+	F*	N	N	.	.	UA208AD	LM208AD	0 208A (DIL)
T05-8/1M	F	E-	E+	V-M	N	R	V+	F*	SFC2208A	LM208AH	0 208A (T05)
DIL-14/1C	N	F	N	E-	E+	N	V-	N	N	R	V+	F*	N	N	.	.	UA208D	LM208D	0 208 (DIL)
T05-8/1M	F	E-	E+	V-M	N	R	V+	F*	SFC2208	LM208H	0 208 (T05)
DIL-14/1C	N	N	T	N	E+	V-	N	N	L	R	V+	T*	N	N	.	.	SN52110JA	LM210D	0 210 (DIL)
T05-8/1M	T	N	E+	V-	L	R	V+	T*	SFC2210	LM210H	0 210 (T05)
DIL-14/1C	N	G	E+	E-	N	V-	T	T*S	R	N	V+	N	N	N	.	.	SN52111J	LM211D	0 211 (DIL)
FLP-10/3C	G	E+	E-	N	V-	T	T*S	N	R	V+	SN52111FA	LM211F	0 211 (FLP)
T05-8/1M	G	E+	E-	V-	T	T*S	R	V+	SFC2211	LM211H	0 211 (T05)
CHP	216 (CHP)
DIM-7/5P	Q	E-	V+	G	V-	R	T	231K	0 231J
DIM-7/5P	Q	E-	V+	G	V-	R	T	0 231K
DIM-9/5P	N	Q	E-	\emptyset	V+	G	V-	R	T	233K	0 233J
DIM-9/5P	N	Q	E-	\emptyset	V+	G	V-	R	T	233L	0 233K
DIM-9/5P	N	Q	E-	\emptyset	V+	G	V-	R	T	0 233L
DIM-9/5P	N	Q	E-	\emptyset	V+	G	V-	R	T	234K	0 234J
DIM-9/5P	N	Q	E-	\emptyset	V+	G	V-	R	T	234L	0 234K
DIM-9/5P	N	Q	E-	\emptyset	V+	G	V-	R	T	260K	0 234L
DIM-9/5P	X	E+	E-	\emptyset	V+	G	V-	R	T	0 260J
DIM-9/5P	X	E+	E-	\emptyset	V+	G	V-	R	T	0 260K
DIM-9/5P	X	E+	E-	\emptyset	V+	G	V-	R	T	261K	0 261J
DIM-9/5P	X	E+	E-	\emptyset	V+	G	V-	R	T	0 261K
DIL-8/1P	FT	E-	E+	V-	T*	R	V+	F*	SFC2301ADC	LM301AN	0 301A (DIL8)
DIL-8/1P	TF	E-	E+	V-	T*	R	V+	F*	0 301A-LN-DIL8

TYPE NUMBER	MFR	APP	COMP	GBP MIN	SLEW RATE MIN	V _{S+} MAX	V _{S-} MAX	T _{OP} MAX	A _{VOL} MIN	V _{IO} MAX	I _B MAX	I _{IO} MAX	P _{TOT} MAX	I _{OUT} MIN	V _{OUT} MIN	V _{ICM} MAX	V _{IDF} MAX	dV _{IO} /dT MAX	P _O MAX	I _O MAX	CM RR MIN	PS RR MIN	R _N MIN
301A-LN-T05	ING	LNA	EXT	.2MHZ	.15V/uS	+15V	-15V	70C	84dB	10MV	300NA	70NA	500MWF	5MA	12V	15V	30V	30uV/C		3MA	70dB	70dB	
301A(T05)	ING	GPU	EXT			+18V	-18V	70C	88dB	7.5MV	250NA	50NA	500MWF	5MA	12V	15V	30V	30uV/C		3MA	70dB	70dB	500K
302(T05)	ING	VFA	INT			+18V	-18V	70C	0dB	15MV	30NA		500MWF	1MA	10V			90uV/C		6MA		60dB	10G
307(DIL)	ING	GPK	INT			+18V	-18V	70C	84dB	7.5MV	250NA	50NA	500MWF	5MA	12V	15V	30V	30uV/C			70dB	70dB	D.5M
307(T05)	ING	GPK	INT			+18V	-18V	70C	84dB	7.5MV	250NA	50NA	500MWF	5MA	12V	15V	30V	30uV/C			70dB	70dB	D.5M
308A(DIL)	ING	SBA	EXT			+18V	-18V	70C	98dB	0.5MV	7NA	1NA	500MWF	1MA	13V	15V	1V	5uV/C		6MA	96dB	96dB	10M
308A(T05)	ING	SBA	EXT			+18V	-18V	70C	98dB	0.5MV	7NA	1NA	500MWF	1MA	13V	15V	1V	5uV/C		6MA	96dB	96dB	10M
308(DIL)	ING	SBA	EXT			+18V	-18V	70C	88dB	7.5MV	7NA	1NA	500MWF	1MA	13V	15V	1V	5uV/C		6MA	80dB	80dB	10M
308-LN-T05	ING	LNA	EXT	1MHZ	0.1V/uS	+20V	-20V	70C	84dB	10MV	10NA	1.5NA	500MWF	1MA	13V	15V	1V	30uV/C		1MA	80dB	80dB	
308(T05)	ING	SBA	EXT			+18V	-18V	70C	88dB	7.5MV	7NA	1NA	500MWF	1MA	13V	15V	1V	30uV/C		6MA	80dB	80dB	10M
310(DIL)	ING	VFA	INT		.15V/uS	+18V	-18V	70C	0dB	7.5MV	7NA		500MWF	1MA	10V	15V	15V	50uV/C		6MA		70dB	10G
310(T05)	ING	VFA	INT		.15V/uS	+18V	-18V	70C	0dB	7.5MV	7NA		500MWF	1MA	10V	15V	15V	50uV/C		6MA		70dB	10G
311(DIL)	ING	CPR	EXT			+18V	-18V	70C	100dB	7.5MV	250NA	50NA	500MWF			15V	30V			8MA			
311(FLP)	ING	CPR	EXT			+18V	-18V	70C	100dB	7.5MV	250NA	50NA	500MWF			15V	30V			8MA			
311(T05)	ING	CPR	EXT			+18V	-18V	70C	100dB	7.5MV	250NA	50NA	500MWF			15V	30V			8MA			
350A	ANU	CPR	INT			+16V	-16V	85C	94dB	2MV	50pA			7MA	10V	10V	30V	75uV/C		3MSA	50dB		10G
350B	ANU	CPR	INT			+16V	-16V	85C	94dB	2MV	30pA			7MA	10V	10V	30V	40uV/C		3MSA	50dB		10G
350C	ANU	CPR	INT			+16V	-16V	85C	94dB	2MV	30pA			7MA	10V	10V	30V	25uV/C		3MSA	50dB		10G
435	OAU	GPK	INT	1MHZ	2V/uS	+24V	-24V	85C	80dB	50MV	1uA			.24A	20V	20V		50uV/C		15MA	70dB		10K
702(CHP)	RAU	WBA	EXT		0.5V/uS	+14V	-7V	125C	63dB	5MV	10uA	2uA		3MA	5V	1.5V	5V	20uV/C	120MW	7MA	70dB	70dB	8K
709AE	TDG	GPU	EXT	3MHZ	.15V/uS	+18V	-18V	125C	88dB	2MV	200NA	50NA	500MWF	5MA	12V	10V	5V	10uV/C	108MW		80dB	80dB	350K
709AH	TDG	GPU	EXT	3MHZ	.15V/uS	+18V	-18V	125C	88dB	2MV	200NA	50NA	570MWF	5MA	12V	10V	5V	10uV/C	108MW		80dB	80dB	350K
709AL	TDG	GPU	EXT	3MHZ	.15V/uS	+18V	-18V	125C	88dB	2MV	200NA	50NA	670MWF	5MA	12V	10V	5V	10uV/C	108MW		80dB	80dB	350K
709BE	TDG	GPU	EXT			+18V	-18V	125C	88dB	5MV	500NA	200NA	500MWF	5MA	12V	10V	5V	15uV/C	165MW		70dB	76dB	150K
709BH	TDG	GPU	EXT			+18V	-18V	125C	88dB	5MV	500NA	200NA	500MWF	5MA	12V	10V	5V	15uV/C	165MW		70dB	76dB	150K
709BL	TDG	GPU	EXT			+18V	-18V	125C	88dB	5MV	500NA	200NA	500MWF	5MA	12V	10V	5V	15uV/C	165MW		70dB	76dB	150K
709CE	TDG	GPU	EXT	3MHZ	.15V/uS	+18V	-18V	70C	84dB	7.5MV	1.5uA	500NA	500MWF	5MA	12V	10V	5V	15uV/C	200MW		65dB	74dB	50K
709(CHP)	RAU	GPU	EXT			+18V	-18V	125C	88dB	5MV	500NA	200NA		5MA	12V	10V	5V	15uV/C	165MW	6MA	70dB	76dB	150K
709CJ	TDG	GPU	EXT	3MHZ	.15V/uS	+18V	-18V	70C	84dB	7.5MV	1.5uA	500NA	670MWF	5MA	12V	10V	5V		200MW		65dB	74dB	50K
709CL	TDG	GPU	EXT	3MHZ	.15V/uS	+18V	-18V	70C	84dB	7.5MV	1.5uA	500NA	670MWF	5MA	12V	10V	5V		200MW		65dB	74dB	50K
710BE	TDG	CPR	EXT			+14V	-7V	125C	62dB	2MV	20uA	3uA	500MWF	5MA	2.5V	7V	5V	10uV/C	150MW		80dB		
710BH	TDG	CPR	EXT			+14V	-6V	125C	62dB	2MV	20uA	3uA	570MWF	5MA	2.5V	7V	5V	10uV/C	150MW		80dB		
710BL	TDG	CPR	EXT			+14V	-6V	125C	62dB	2MV	20uA	3uA	670MWF	5MA	2.5V	7V	5V	10uV/C	150MW		80dB		
710CE	TDG	CPR	EXT			+14V	-7V	125C	62dB	2MV	20uA	3uA	500MWF	5MA	2.5V	7V	5V	10uV/C	150MW		80dB		
710(CHP)	RAU	CPR	EXT			+14V	-7V	75C	60dB	5MV	25uA	5uA		5MA	2.5V	5V	5V	20uV/C	150MW	9MA	70dB		
710CJ	TDG	CPR	EXT			+14V	-6V	70C	60dB	5MV	25uA	5uA	670MWF	5MA	2.5V	7V	5V	20uV/C	150MW		70dB		
710CL	TDG	CPR	EXT			+14V	-6V	70C	60dB	5MV	25uA	5uA	670MWF	5MA	2.5V	7V	5V	20uV/C	150MW		70dB		
710CP	TDG	CPR	EXT			+14V	-7V	70C	60dB	5MV	25uA	5uA	530MWF	5MA	1V	7V	5V	20uV/C	150MW	9MA	70dB		
711BE	TDG	DCP	EXT			+14V	-7V	125C	58dB	3.5MV	75uA	10uA	500MWF	5MA	2.5V	7V	5V	20uV/C	200MW				
711BH	TDG	DCP	EXT			+14V	-7V	125C	58dB	3.5MV	75uA	10uA	570MWF	5MA	2.5V	7V	5V	20uV/C	200MW				
711BL	TDG	DCP	EXT			+14V	-7V	125C	58dB	3.5MV	75uA	10uA	670MWF	5MA	2.5V	7V	5V	20uV/C	200MW				
711CE	TDG	DCP	EXT			+14V	-7V	70C	57dB	5MV	100uA	15uA	500MWF	5MA	2.5V	7V	5V	20uV/C	230MW				
711(CHP)	RAU	DCP	EXT			+14V	-7V	70C	57dB	5MV	100uA	25uA			7V	5V	20uV/C	180MW			70dB		
711CJ	TDG	DCP	EXT			+14V	-7V	70C	57dB	5MV	100uA	15uA	670MWF	5MA	2.5V	7V	5V	20uV/C	230MW				
711CL	TDG	DCP	EXT			+14V	-7V	70C	57dB	5MV	100uA	15uA	670MWF	5MA	2.5V	7V	5V	20uV/C	230MW				
715DC	ADU	HSR	EXT		10V/uS	+18V	-18V	70C	80dB	7.5MV	1.5uA	250NA	670MWF	5MA	10V	15V	15V		300MW	10MA	74dB	68dB	300K
715DM	ADU	HSR	EXT		15V/uS	+18V	-18V	125C	84dB	5MV	750NA	250NA	670MWF	5MA	10V	15V	15V		210MW	7MA	74dB	70dB	300K
715FM	ADU	HSR	EXT		15V/uS	+18V	-18V	125C	84dB	5MV	750NA	250NA	500MWF	5MA	10V	15V	15V		210MW	7MA	74dB	70dB	300K
715HC	ADU	HSR	EXT		10V/uS	+18V	-18V	70C	80dB	7.5MV	1.5uA	250NA	500MWF	5MA	10V	15V	15V		300MW	10MA	74dB	68dB	300K
715HM	ADU	HSR	EXT		15V/uS	+18V	-18V	125C	84dB	5MV	750NA	250NA	500MWF	5MA	10V	15V	15V		210MW	7MA	74dB	70dB	300K
715XC	ADU	HSR	EXT		10V/uS	+18V	-18V	70C	80dB	7.5MV	1.5uA	250NA		5MA	10V	15V	15V		300MW	10MA	74dB	68dB	300K
715XM	ADU	HSR	EXT		15V/uS	+18V	-18V	125C	84dB	5MV	750NA	250NA		5MA	10V	15V	15V		210MW	7MA	74dB	70dB	300K
725(CHP)	RAU	PIA	EXT			+22V	-22V	125C	120dB	1MV	100NA	20NA		5MA	12V	22V	5V	5uV/C	105MW		110dB	100dB	500K
725CN	ADU	PIA	EXT			+22V	-22V	70C	106dB	2.5MV	125NA	35NA	500MWF	5MA	12V	22V	5V	10uV/C	150MW		94dB	90dB	500K
725DC	ADU	PIA	EXT			+22V	-22V	70C	106dB	2.5MV	125NA	35NA	500MWF	5MA	12V	22V	5V	10uV/C	150MW		94dB	90dB	500K
725DM	ADU	PIA	EXT			+22V	-22V	125C	120dB	1MV	100NA	20NA	500MWF	5MA	12V	22V	5V	5uV/C	105MW		110dB	100dB	500K
725HC	ADU	PIA	EXT			+22V	-22V	70C	108dB	2.5MV	125NA	35NA	500MWF	5MA	12V	22V	5V	5uV/C	150MW		94dB	90dB	500K
725HM	ADU	PIA	EXT			+22V	-22V	125C	120dB	1MV	100NA	20NA	500MW	5MA	12V	22V	5V	5uV/C	150MW		110dB	100dB	500K

For detailed explanations of column heading notations, see App. A.
 Also for ready references the more important abbreviations used in the column headings are listed below:

- LEFT HAND PAGE
 APP = application (codes at APP.E.)
 CMRR = common mode rejection ratio
 CMP = compensation (frequency)
 dV_{io}/dT = input offset voltage temperature drift
 GBP = gain bandwidth product
 I_b = input bias current
 I_{io} = input bias offset current
 I_o = quiescent supply current
 MFR = manufacturer (codes at App.C.)
 P_o = quiescent power consumer
 PSRR = power supply rejection ratio
 V_{icm} = common mode input voltage rating
 V_{idf} = differential input voltage rating
 V_{io} = input offset voltage
 V_s = dc supply voltage
- RIGHT HAND PAGE
 Lead out coding summary (details at APP.G.) for different cases (APP.F.)
 A = gain adjust
 B = bias adjust
 C = case
 E- = inverting input
 E+ = non-inverting input
 F, F* = input frequency compensation
 G = ground
 J = high level input
 K = output, open collector
 L = output, open emitter
 M = metal case
 N = not connected
 Q = special terminal
 R, R* = outputs
 S = strobe
 T, T* = offset balance
 V+ = +ve dc supply
 V- = -ve dc supply
 W = guard ring
 X = blank position, no lead
 + + = +ve supplementary dc supply
 - - = -ve supplementary dc supply
 ϕ, ϕ^* = output frequency compensation

CASE (APP. F)	LD 1	LD 2	LD 3	LD 4	LD 5	LD 6	LD 7	LD 8	LD 9	LD 10	LD 11	LD 12	LD 13	LD 14	LD 15	LD 16	EUROPE SUBSTI-TUTE	USA SUBSTI-TUTE	I S	TYPE NUMBER
T05-8/1M	TF	E-	E+	V-	T*	R	V+	F*		101ALN-T05	0	301A-LN-T05
T05-8/1M	FT	E-	E+	V-M	T*	R	V+	F*	SFC2301AH	LM301AH	0	301A(T05)
T05-8/1M	T	N	E+	V-	L	R	V+	T*	UA302C	LM302H	0	302(T05)
DIL-8/1P	N	E-	E+	V-	N	R	V+	N	SFC2307DC	LM307N	0	307(DIL)
T05-8/1M	N	E-	E+	V-M	N	R	V+	N	SFC2307	LM307H	0	307(T05)
DIL-14/1C	N	F	N	E-	E+	N	V-	N	N	R	V+	F*	N	N	.	.	SN72308AJA	LM308AD	0	308A(DIL)
T05-8/1M	N	F	E+	V-M	N	R	V+	F*	SFC2308A	LM308AH	0	308A(T05)
DIL-14/1C	N	F	N	E-	E+	N	V-	N	N	R	V+	F*	N	N	.	.	SN72308JA	LM308B	0	308(DIL)
T05-8/1M	F	E-	E+	V-	N	R	V+	F*		108-LN-T05	0	308-LN-T05
T05-8/1M	F	E-	E+	V-M	N	R	V+	F*	SFC2308	LM308H	0	308(T05)
DIL-14/1C	N	N	T	N	E+	V-	N	N	L	R	V+	T*	N	N	.	.	SFC2310EC	LM310D	0	310(DIL)
T05-8/1M	T	N	E+	V-	L	R	V+	T*	SFC2310EC	LM310H	0	310(T05)
DIL-14/1C	N	G	E+	E-	N	V-	T	T*S	R	N	V+	N	N	N	.	.	SFC2311EC	LM311D	0	311(DIL)
FLP-10/3G	G	E+	E-	N	V-	T	T*S	N	R	N	V+	N	N	N	.	.	SN72311FA	LM311F	0	311(FLP)
T05-8/1M	G	E+	E-	V-	T	T*S	R	V+	SFC2311	LM311H	0	311(T05)
DIM-7/5P	E+	E-	V+	G	V-	R	T		350B	0	350A
DIM-7/5P	E+	E-	V+	G	V-	R	T		350C	0	350B
DIM-7/5P	E+	E-	V+	G	V-	R	T			0	350C
T03-5/2M	V+	R	V-	E+	E-			0	435
CHP			0	702(CHP)
T05-8/1M	F	E-	E+	V-	ϕ	ϕ^*R	V+	F*	TAA522	UA709AHM	0	709AE
FLP-10/3C	N	F	E-	E+	V-	ϕ	R	V+	F*	N	SN52709AFA	UA709AFM	0	709AH
DIL-14/1C	N	N	F	E-	E+	V-	N	N	ϕ	R	V+	F*	N	N	.	.	LM709AJ	UA709ADM	0	709AL
T05-8/1M	F	E-	E+	V-M	ϕ	R ϕ	V+	F*	MC1709AG	UA709AHM	0	709BE
FLP-10/3C	N	F	E-	E+	V-	ϕ	R	V+	F*	N	SN52709AFA	UA709AFM	0	709BH
DIL-14/1C	N	N	F	E-	E+	V-	N	N	ϕ	R	V+	F*	N	N	.	.	LM709AJ	UA709ADM	0	709BL
T05-8/1M	F	E-	E+	V-	ϕ	ϕ^*R	V	F*	TAA521	UA709HC	0	709CE
CHP			0	709(CHP)
DIL-14/1P	N	N	F	E-	E+	V-	N	N	ϕ	R	V+	F*	N	N	.	.	TAA521A	UA709DC	0	709CJ
DIL-14/1C	N	N	F	E-	E+	V-	N	N	ϕ	R	V+	F*	N	N	.	.	TAA521A	UA709DC	0	709CL
T05-8/1M	G	E+	E-	V-	N	N	R	V+	SFC2710M	UA710HM	0	710BE
FLP-10/3C	G	E+	E-	N	V-	N	N	V+	N	N	SFC2710PM	UA710FM	0	710BH
DIL-14/1C	N	G	E+	E-	N	V-	N	N	R	N	V+	N	N	N	.	.	SFC2710KM	UA710DM	0	710BL
T05-8/1M	G	E+	E-	V-	N	N	R	V+	SFC2710M	UA710HM	0	710CE
CHP			0	710(CHP)
DIL-14/1P	N	G	E+	E-	N	V-	N	N	R	N	V+	N	N	N	.	.	SFC2710EC	UA710DC	0	710CJ
DIL-14/1C	N	G	E+	E-	N	V-	N	N	R	N	V+	N	N	N	.	.	SFC2710EC	UA710DC	0	710CL
DIL-8/1P	G	E+	E-	V-	N	N	R	V+			0	710CP
T05-10/1M	G	S1	E-1	E+1	V-	E+2	E-2	S2	R	V+	SFC2711M	UA711HM	0	711BE
FLP-10/3C	E-1	E+1	V-	E+2	E-2	S2	R	V+	G	S1	SFC2711PM	UA711FM	0	711BH
DIL-14/1C	N	E-1	E+1	V-	E+2	E-2	N	S2	R	V+	G	S1	N	.	.	.	SFC2711KM	UA711DM	0	711BL
T05-10/1M	G	S1	E-1	E+1	V-	E+2	E-2	S2	R	V+	SFC2711C	UA711HC	0	711CE
CHP			0	711(CHP)
DIL-14/1P	N	E-1	E+1	V-	E+2	E-2	N	S2	R	V+	G	S1	N	.	.	.	SFC2711EC	UA711DC	0	711CJ
DIL-14/1C	N	E-1	E+1	V-	E+2	E-2	N	S2	R	V+	G	S1	N	.	.	.	SFC2711EC	UA711CN	0	711CL
DIL-14/1C	F	F*	Q	E-	E+	N	N	N	N	V-	R	ϕ	V+	ϕ^*	.	.		UA715DC	0	715DC
DIL-14/1C	F	F*	Q	E-	E+	N	N	N	N	V-	R	ϕ	V+	ϕ^*	.	.		UA715DM	0	715DM
FLP-10/3C	F	Q	E-	E+	V-	R	ϕ	V+	ϕ^*		AM715FM	0	715FM
T05-10/1M	F	Q	E-	E+	V-	R	ϕ	V+	ϕ^*	F*		UA715HC	0	715HC
T05-10/1M	F	Q	E-	E+	V-	R	ϕ	V+	ϕ^*	F*		UA715HM	0	715HM
CHP			0	715XC
CHP			0	715XM
CHP			0	725(CHP)
DIL-8/1P	T	E-	E+	V-	ϕ	ϕ^*R	T*		LM725CN	0	725CN
DIL-14/1C	N	N	T	E-	E+	V-	N	N	ϕ	ϕ^*R	T*	N	N	.	.	.		LM725CJ-14	0	725DC
DIL-14/1C	N	N	T	E-	E+	V-	N	N	ϕ	ϕ^*R	V	T*	N	N	.	.		LM725D	0	725DM
T05-8/1M	T	E-	E+	V-	ϕ	ϕ^*	T*	RC725T	UA725HC	0	725HC
T05-8/1M	T	E-	E+	V-	ϕ	ϕ^*	V+	T*	RM725T	UA725HM	0	725HM
CHP			0	725XC
CHP			0	725XM

TYPE NUMBER	MFR	APP	COMP	GBP MIN	SLEW RATE MIN	Vs+ MAX	Vs- MAX	T _{OP} MAX	A _{VOI} MIN	V _{IO} MAX	I _B MAX	I _{IO} MAX	P _{TOT} MAX	I _{OUT} MIN	V _{OUT} MIN	V _{ICM} MAX	V _{IDF} MAX	dV _{IO} /dT MAX	P _Q MAX	I _Q MAX	CM RR MIN	PS RR MIN	R _{IN} MIN
733(CHP)	RAU	BDO	EXT	20MHZ	.	+8V	-8V	125C	50dB	5MV	20uA	3uA	.	2MA	3V	6V	5V	.	.	24MA	60dB	50dB	2K
733DC	ING	BDO	EXT	20MHZ	.	+8V	-8V	70C	48dB	6MV	30uA	5uA	670MWF	2MA	1.5V	6V	5V	.	.	24MA	60dB	50dB	2K
733DCDD	ING	BDO	EXT	20MHZ	.	+8V	-8V	70C	48dB	6MV	30uA	5uA	670MWF	2MA	1.5V	6V	5V	.	.	24MA	60dB	50dB	2K
733DM	ING	BDO	EXT	20MHZ	.	+8V	-8V	125C	50dB	5MV	20uA	3uA	670MWF	2MA	1.5V	6V	5V	.	.	24MA	60dB	50dB	2K
733DMDD	ING	BDO	EXT	20MHZ	.	+8V	-8V	125C	50dB	5MV	20uA	3uA	670MWF	2MA	1.5V	6V	5V	.	.	24MA	60dB	50dB	2K
733FM	ADU	BDO	EXT	20MHZ	.	+8V	-8V	125C	50dB	5MV	20uA	3uA	570MWF	2MA	1.5V	6V	5V	.	.	24MA	60dB	50dB	2K
733HC	ADU	BDO	EXT	20MHZ	.	+8V	-8V	70C	48dB	6MV	30uA	5uA	500MWF	2MA	1.5V	6V	5V	.	.	24MA	60dB	50dB	2K
733HCTB	ING	BDO	EXT	20MHZ	.	+8V	-8V	70C	48dB	6MV	30uA	5uA	500MWF	2MA	1.5V	6V	5V	.	.	24MA	60dB	50dB	2K
733HM	ADU	BDO	EXT	20MHZ	.	+8V	-8V	125C	50dB	5MV	20uA	3uA	500MWF	2MA	1.5V	6V	5V	.	.	24MA	60dB	50dB	2K
733HMTB	ING	BDO	EXT	20MHZ	.	+8V	-8V	125C	50dB	5MV	20uA	3uA	500MWF	2MA	1.5V	6V	5V	.	.	24MA	60dB	50dB	2K
733XC	ADU	BDO	EXT	20MHZ	.	+8V	-8V	70C	48dB	6MV	30uA	5uA	.	2MA	1.5V	6V	5V	.	.	24MA	60dB	50dB	2K
733XM	ADU	BDO	EXT	20MHZ	.	+8V	-8V	125C	50dB	5MV	20uA	3uA	.	2MA	1.5V	6V	5V	.	.	24MA	60dB	50dB	2K
741ADM	ADU	GPK	INT	.4MHZ	0.3V/uS	+22V	-22V	125C	94dB	3MV	80NA	30NA	670MWF	10MA	16V	15V	30V	15uV/C	150MW	80dB	86dB	1M	
741AFM	ADU	GPK	INT	.4MHZ	0.3V/uS	+22V	-22V	125C	94dB	3MV	80NA	30NA	570MWF	10MA	16V	15V	30V	15uV/C	150MW	80dB	86dB	1M	
741AHM	ADU	GPK	INT	.4MHZ	0.3V/uS	+22V	-22V	125C	94dB	3MV	80NA	30NA	500MWF	10MA	16V	15V	30V	15uV/C	150MW	80dB	86dB	1M	
741BE	TDG	GPK	INT	.	0.2V/uS	+22V	-22V	125C	94dB	5MV	500NA	200NA	500MWF	7MA	12V	15V	30V	.	85MW	3MA	70dB	76dB	300K
741BH	TDG	GPK	INT	.	0.2V/uS	+22V	-22V	125C	94dB	5MV	500NA	200NA	570MWF	5MA	12V	15V	30V	.	85MW	3MA	70dB	76dB	300K
741BL	TDG	GPK	INT	.4MHZ	0.3V/uS	+22V	-22V	125C	94dB	3MV	80NA	30NA	670MWF	5MA	12V	15V	30V	15uV/C	150MW	80dB	86dB	1M	
741C(DIL)	ING	GPK	INT	.	0.2V/uS	+18V	-18V	70C	86dB	6MV	500NA	200NA	670MWF	5MA	12V	15V	30V	.	85MW	3MA	70dB	76dB	300K
741CE	TDG	GPK	INT	.	0.2V/uS	+18V	-18V	70C	86dB	6MV	500NA	200NA	500MWF	5MA	12V	15V	30V	.	85MW	3MA	70dB	76dB	300K
741(CHP)	RAU	GPK	INT	.	0.3V/uS	+22V	-22V	125C	94dB	5MV	500NA	200NA	.	5MA	12V	15V	30V	.	85MW	3MA	70dB	76dB	300K
741CHS-DIL8	ING	GPK	INT	.	0.7V/uS	+18V	-18V	70C	94dB	5MV	500NA	200NA	500MWF	5MA	12V	15V	30V	.	.	3MA	70dB	77dB	300K
741CHSPA	ING	GPK	INT	.	0.7V/uS	+18V	-18V	70C	94dB	5MV	500NA	200NA	500MWF	5MA	12V	15V	30V	.	.	3MA	70dB	77dB	300K
741CHS-T05	ING	GPK	INT	.	0.7V/uS	+18V	-18V	70C	88dB	6MV	500NA	200NA	500MWF	5MA	12V	15V	30V	.	.	3MA	70dB	77dB	300K
741CHSTY	ING	GPK	INT	.	0.7V/uS	+18V	-18V	70C	88dB	6MV	500NA	200NA	500MWF	5MA	12V	15V	30V	.	.	3MA	70dB	77dB	300K
741CJ	TDG	GPK	INT	.	0.2V/uS	+18V	-18V	70C	86dB	6MV	500NA	200NA	670MWF	5MA	12V	15V	30V	.	85MW	3MA	70dB	76dB	300K
741CL	TDG	GPK	INT	.	0.2V/uS	+18V	-18V	70C	86dB	6MV	500NA	200NA	670MWF	5MA	12V	15V	30V	.	85MW	3MA	70dB	76dB	300K
741C-LN-DIL8	ING	LNA	INT	.2MHZ	.15V/uS	+15V	-15V	70C	84dB	7.5MV	0.8uA	0.3uA	310MWF	5MA	12V	15V	30V	50uV/C	.	3MA	70dB	76dB	.
741C-LN-T05	ING	LNA	INT	.2MHZ	.15V/uS	+15V	-15V	70C	84dB	7.5MV	0.8uA	0.3uA	500MWF	5MA	12V	15V	30V	50uV/C	.	3MA	70dB	76dB	.
741CP	TDG	GPK	INT	.	0.2V/uS	+18V	-18V	70C	86dB	6MV	500NA	200NA	310MWF	5MA	12V	15V	30V	.	.	3MA	70dB	76dB	300K
741C(T05)	ING	GPK	INT	.	0.2V/uS	+18V	-18V	70C	86dB	6MV	500NA	200NA	500MWF	5MA	12V	15V	30V	.	.	3MA	70dB	76dB	300K
741DC	ADU	GPK	INT	.	0.2V/uS	+18V	-18V	70C	86dB	6MV	500NA	200NA	670MWF	5MA	12V	15V	30V	.	85MW	3MA	70dB	76dB	300K
741DM	ADU	GPK	INT	.4MHZ	0.3V/uS	+22V	-22V	125C	94dB	3MV	80NA	30NA	670MWF	5MA	12V	15V	30V	15uV/C	150MW	80dB	86dB	1M	
741EDC	ADU	GPK	INT	.4MHZ	0.3V/uS	+22V	-22V	70C	94dB	3MV	80NA	30NA	670MWF	7MA	16V	15V	30V	15uV/C	150MW	80dB	86dB	1M	
741EHC	ADU	GPK	INT	.4MHZ	0.3V/uS	+22V	-22V	70C	94dB	3MV	80NA	30NA	500MWF	7MA	16V	15V	30V	15uV/C	150MW	80dB	86dB	1M	
741FM	ADU	GPK	INT	.	0.2V/uS	+22V	-22V	125C	94dB	5MV	500NA	200NA	570MWF	5MA	12V	15V	30V	.	85MW	3MA	70dB	76dB	300K
741HC	ADU	GPK	INT	.	0.2V/uS	+18V	-18V	70C	86dB	6MV	500NA	200NA	500MWF	5MA	12V	15V	30V	.	.	3MA	70dB	76dB	300K
741HM	ADU	GPK	INT	.	0.2V/uS	+22V	-22V	125C	94dB	5MV	500NA	200NA	500MWF	7MA	12V	15V	30V	.	85MW	3MA	70dB	76dB	300K
741-LN-DIL	ING	LNA	INT	.2MHZ	.15V/uS	+20V	-20V	125C	88dB	6MV	1.5uA	500NA	670MWF	5MA	12V	15V	30V	30uV/C	.	3MA	70dB	76dB	.
741-LN-FLP	ING	LNA	INT	.2MHZ	.15V/uS	+20V	-20V	125C	88dB	6MV	1.5uA	500NA	570MWF	5MA	12V	15V	30V	30uV/C	.	3MA	70dB	76dB	.
741-LN-T05	ING	LNA	INT	.2MHZ	.15V/uS	+24V	-20V	125C	88dB	6MV	1.5uA	500NA	500MWF	5MA	12V	15V	30V	30uV/C	.	3MA	70dB	76dB	.
741MHSDD	ING	GPK	INT	.	0.7V/uS	+18V	-18V	125C	94dB	5MV	500NA	200NA	500MWF	5MA	12V	15V	30V	.	.	3MA	70dB	77dB	300K
741MHS-DIL	ING	GPK	INT	.	0.7V/uS	+18V	-18V	125C	94dB	5MV	500NA	200NA	500MWF	5MA	12V	15V	30V	.	.	3MA	70dB	77dB	300K
741MHSFD	ING	GPK	INT	.	0.7V/uS	+18V	-18V	125C	94dB	5MV	500NA	200NA	500MWF	5MA	12V	15V	30V	.	.	3MA	70dB	77dB	300K
741MHS-FLP	ING	GPK	INT	.	0.7V/uS	+18V	-18V	125C	94dB	5MV	500NA	200NA	500MWF	5MA	12V	15V	30V	.	.	3MA	70dB	77dB	300K
741MHS-T05	ING	GPK	INT	.	0.7V/uS	+18V	-18V	125C	94dB	5MV	500NA	200NA	500MWF	5MA	12V	15V	30V	.	.	3MA	70dB	77dB	300K
741MHSSTY	ING	GPK	INT	.	0.2V/uS	+18V	-18V	125C	94dB	5MV	500NA	200NA	500MWF	5MA	12V	15V	30V	.	.	3MA	70dB	77dB	300K
741(T05)	ING	GPK	INT	.	0.2V/uS	+22V	-22V	125C	94dB	5MV	500NA	200NA	500MWF	7MA	12V	15V	30V	.	85MW	3MA	70dB	76dB	300K
741XC	ADU	GPK	INT	.	0.2V/uS	+18V	-18V	70C	86dB	6MV	500NA	200NA	.	5MA	12V	15V	30V	.	.	3MA	70dB	76dB	300K
741XM	ADU	GPK	INT	.	0.2V/uS	+22V	-22V	125C	94dB	5MV	500NA	200NA	.	7MA	12V	15V	30V	.	85MW	3MA	70dB	76dB	300K
747ADM	ADU	DGK	INT	.4MHZ	0.3V/uS	+22V	-22V	125C	94dB	3MV	80NA	30NA	670MWF	10MA	16V	15V	30V	15uV/C	150MW	3MA	80dB	86dB	1M
747AFM	ADU	DGK	INT	.4MHZ	0.3V/uS	+22V	-22V	125C	94dB	3MV	80NA	30NA	500MWF	10MA	16V	15V	30V	15uV/C	150MW	3MA	80dB	86dB	1M
747AHM	ADU	DGK	INT	.4MHZ	0.3V/uS	+22V	-22V	125C	94dB	3MV	80NA	30NA	500MWF	10MA	16V	15V	30V	15uV/C	150MW	3MA	80dB	86dB	1M
747BE	TDG	DGK	INT	.	0.2V/uS	+22V	-22V	125C	94dB	5MV	500NA	200NA	500MWF	5MA	12V	15V	30V	.	85MW	3MA	70dB	76dB	300K
747BL	TDG	DGK	INT	.	0.2V/uS	+22V	-22V	125C	94dB	5MV	500NA	200NA	670MWF	5MA	12V	15V	30V	.	85MW	3MA	70dB	76dB	300K
747CE	TDG	DGK	INT	.	0.2V/uS	+18V	-18V	70C	88dB	6MV	500NA	200NA	500MWF	5MA	12V	15V	30V	.	85MW	3MA	70dB	76dB	300K
747(CHP)	RAU	DGK	INT	.	0.2V/uS	+22V	-22V	125C	94dB	5MV	500NA	200NA	.	5MA	12V	15V	30V	.	85MW	3MA	70dB	76dB	300K
747CJ	TDG	DGK	INT	.	0.2V/uS	+18V	-18V	70C	88dB	6MV	500NA	200NA	670MWF	5MA	12V	15V	30V	.	85MW	3MA	70dB	76dB	300K
747DC	ADU	DGK	INT	.	0.2V/uS	+18V	-18V	70C	88dB	6MV	500NA	200NA	670MWF	5MA	12V	15V	30V	.	85MW	3MA	70dB	76dB	300K
747DM	ADU	DGK	INT	.	0.2V/uS	+22V	-22V	125C	94dB	5MV	500NA	200NA	670MWF	5MA	12V	15V	30V	.	85MW	3MA	70dB	76dB	300K

For detailed explanations of column heading notations, see App. A.

Also for ready references the more important abbreviations used in the column headings are listed below:

LEFT HAND PAGE

APP = application (codes at APP.E.)

CMRR = common mode rejection ratio

CMP = compensation (frequency)

dV_{IO}/dT = input offset voltage temperature drift

GBP = gain bandwidth product

I_B = input bias current

I_{IO} = input bias offset current

I_Q = quiescent supply current

MFR = manufacturer (codes at App.C.)

P_Q = quiescent power consumer

PSRR = power supply rejection ratio

V_{ICM} = common mode input voltage rating

V_{IDF} = differential input voltage rating

V_{IO} = input offset voltage

V_S = dc supply voltage

RIGHT HAND PAGE

Lead out coding summary (details at APP.G.) for different cases (APP.F.)

A = gain adjust

B = bias adjust

C = case

E- = inverting input

E+ = non-inverting input

F,F* = input frequency compensation

G = ground

J = high level input

K = output, open collector

L = output, open emitter

M = metal case

N = not connected

Q = special terminal

R,R* = outputs

S = strobe

T,T* = offset balance

V+ = +ve dc supply

V- = -ve dc supply

W = guard ring

X = blank position, no lead

+ + = +ve supplementary dc supply

- - = -ve supplementary dc supply

ϕ, ϕ^* = output frequency compensation

CASE (APP.F.)	LD 1	LD 2	LD 3	LD 4	LD 5	LD 6	LD 7	LD 8	LD 9	LD 10	LD 11	LD 12	LD 13	LD 14	LD 15	LD 16	EUROPE SUBSTITUTION	USA SUBSTITUTION	I S	TYPE NUMBER	
CHP	0	733(CHP)
DIL-14/1C	E+	N	A2	A*2	V-	N	R	R*	N	V+	A1	A*1	N	E-	.	.	LM733CD	UA733DC	0	733DC	
DIL-14/1C	E+	N	A2	A*2	V-	N	R	R*	N	V+	A1	A*1	N	E-	.	.	LM733CD	UA733DC	0	733DCDD	
DIL-14/1C	E+	N	A2	A*2	V-	N	R	R*	N	V+	A1	A*1	N	E-	.	.	LM733D	UA733DM	0	733DM	
DIL-14/1C	E+	N	A2	A*2	V-	N	R	R*	N	V+	A1	A*1	N	E-	.	.	LM733D	UA733DM	0	733DMDD	
FLP-10/3C	E+	A2	A*2	V-	R	R*	V+	A1	A*1	E-	SNS2733A	UA733FM	0	733FM	
T05-10/1M	E-	E+	A2	A*2	V-	R	R*	V+	A1	A*1	LM733CH	UA733HC	0	733HC	
T05-10/1M	E-	E+	A2	A*2	V-	R	R*	V+	A1	A*1	LM733CH	UA733HC	0	733HCTB	
T05-10/1M	E-	E+	A2	A*2	V-	R	R*	V+	A1	A*1	LM733H	UA733HM	0	733HM	
T05-10/1M	E-	E+	A2	A*2	V-	R	R*	V+	A1	A*1	LM733H	UA733HM	0	733HMTB	
CHP	0	733XC	
CHP	0	733XM	
DIL-14/1C	N	N	T	E-	E+	V-	N	N	T*	R	V+	N	N	.	.	.	LM741AD	UA741ADM	0	741ADM	
FLP-10/3C	N	T	E-	E+	V-	T*	R	V+	N	N	SFC2741PM	UA741AFM	0	741AFM	
T05-8/1M	T	E-	E+	V-M	T*	R	V+	N	TBA222	UA741AHM	0	741AHM	
T05-8/1M	T	E-	E+	V-M	T*	R	V+	N	TBA222	UA741HM	0	741BE	
FLP-10/3C	N	T	E-	E+	V-	T*	R	V+	N	N	SFC2741PM	UA741FM	0	741BH	
DIL-14/1C	N	N	T	E-	E+	V-	N	N	T*	R	V+	N	N	.	.	.	LM741D	UA741DM	0	741BL	
DIL-8/1P	T	E-	E+	V-	T*	R	V+	N	TBA221B	UA741TC	0	741C(DIL)	
T05-8/1M	T	E-	E+	V-M	T*	R	V+	N	TBA221	UA741HC	0	741CE	
CHP	0	741(CHP)	
DIL-8/1P	T	E-	E+	V-	T*	R	V+	N	0	741CHS-DIL8	
DIL-8/1P	T	E-	E+	V-	T*	R	V+	N	741CHSDIL8	0	741CHSPA	
T05-8/1M	T	E-	E+	V-M	T*	R	V+	N	741MHS-T05	0	741CHS-T05	
T05-8/1M	T	E-	E+	V-M	T*	R	V+	N	741CHS-T05	0	741CHSTY	
DIL-14/1P	N	N	T	E-	E+	V-	N	N	T*	R	V+	N	N	.	.	.	TBA221A	UA741DC	0	741CJ	
DIL-14/1C	N	N	T	E-	E+	V-	N	N	T*	R	V+	N	N	.	.	.	TBA221A	UA741DC	0	741CL	
DIL-8/1P	T	E-	E+	V-	T*	R	V+	N	0	741C-LN-DIL8	
T05-8/1M	T	E-	E+	V-M	T*	R	V+	N	741-LN-T05	0	741C-LN-T05	
DIL-8/1P	T	E-	E+	V-	T*	R	V+	N	TBA221B	UA741TC	0	741CP
T05-8/1M	T	E-	E+	V-M	T*	R	V+	N	TBA221	UA741HC	0	741C(T05)
DIL-14/1C	N	N	T	E-	E+	V-	N	N	T*	R	V+	N	N	.	.	.	TBA221A	UA741DC	0	741DC	
DIL-14/1C	N	N	T	E-	E+	V-	N	N	T*	R	V+	N	N	.	.	.	LM741D	UA741DM	0	741DM	
DIL-14/1C	N	N	T	E-	E+	V-	N	N	T*	R	V+	N	N	.	.	.	TBA221A	UA741EDC	0	741EDC	
T05-8/1M	T	E-	E+	V-M	T*	R	V+	N	TBA221	UA741EHC	0	741EHC
FLP-10/3C	N	T	E-	E+	V	T*	R	V+	N	N	SFC2741PM	UA741FM	0	741FM
T05-8/1M	T	E-	E+	V-M	T*	R	V+	N	TBA221	UA741HC	0	741HC
T05-8/1M	T	E-	E+	V-M	T*	R	V+	N	TBA222	UA741HM	0	741HM
DIL-14/1C	N	N	T	E-	E+	V-	N	N	T	R	V+	N	N	0	741-LN-DIL	
FLP-10/3C	N	T	E-	E+	V-	T*	R	V+	N	N	0	741-LN-FLP	
T05-8/1M	T	E-	E+	V-M	T*	R	V+	N	0	741-LN-T05	
DIL-14/1C	N	N	T	E-	E+	V-	N	N	T*	R	V+	N	N	741MHS-DIL	0	741MHSDD	
DIL-14/1C	N	N	T	E-	E+	V-	N	N	T*	R	V+	N	N	741MHS-DIL	0	741MHS-DIL	
FLP-10/3C	N	T	E-	E+	V-	T*	R	V+	N	N	741MHS-FLP	0	741MHSFD	
FLP-10/3C	N	T	E-	E+	V-	T*	R	V+	N	N	0	741MHS-FLP	
T05-8/1M	T	E-	E+	V-M	T*	R	V+	N	0	741MHS-T05	
T05-8/1M	T	E-	E+	V-M	T*	R	V+	N	741MHS-T05	0	741MHSTY	
T05-8/1M	T	E-	E+	V-M	T*	R	V+	N	TBA222	UA741HM	0	741(T05)
CHP	0	741XC	
CHP	0	741XM	
DIL-14/1C	E-1	E+1	T1	V-	T2	E+2	E-2	T*2	V+2	R2	N	R1	V+	T*1	.	.	SFC2747KM	UA747ADM	0	747ADM	
FLP-14/3C	E-1	E+1	T1	V-	T2	E+2	E-2	T*2	V+2	R2	N	R1	V+	T*1	.	.	.	AM747AFM	0	747AFM	
T05-10/1M	R1	V+1	E-1	E+1	V-	E+2	E-2	V+2	R2	N	TBC0747	UA747AHM	0	747AHM
T05-10/1M	R1	V+1	E-1	E+1	V-	E+2	E-2	V+2	R2	N	TBC0747	UA747HM	0	747BE
DIL-14/1C	E-1	E+1	T1	V-	T2	E+2	E-2	T*2	V+2	R2	N	R1	V+	T*1	.	.	.	SFC2747KM	UA747DM	0	747BL
T05-10/1M	R1	V+1	E-1	E+1	V-	E+2	E-2	V+2	R2	N	TBB0747	UA747HC	0	747CE
CHP	0	747(CHP)	
DIL-14/1P	E-1	E+1	T1	V-	T2	E+2	E-2	T*2	V+2	R2	N	R1	V+	T*1	.	.	.	TBB0747A	UA747DC	0	747CJ
DIL-14/1C	E-1	E+1	T1	V-	T2	E+2	E-2	T*2	V+2	R2	N	R1	V+	T*1	.	.	.	TBB0747A	UA747DC	0	747CD
DIL-14/1C	E-1	E+1	T1	V-	T2	E+2	E-2	T*2	V+2	R2	N	R1	V+	T*1	.	.	.	SFC2747KM	UA747DM	0	747DM

TYPE NUMBER	MFR	APP	COMP	GBP MIN	SLEW RATE MIN	V _{S+} MAX	V _{S-} MAX	T _{OP} MAX	A _{VOL} MIN	V _{IO} MAX	I _B MAX	I _{IO} MAX	P _{TOT} MAX	I _{OUT} MIN	V _{OUT} MIN	V _{ICM} MAX	V _{IDF} MAX	dV _{IO} /dT MAX	P _O MAX	I _O MAX	CM RR MIN	PS RR MIN	R _{IN} MIN
747EDC	ADU	DGK	INT	.4MHZ	0.3V/US	+22V	-22V	70C	94dB	3MV	80NA	30NA	670MWF	10MA	16V	15V	30V	15UV/C	150MW	3MA	80dB	86dB	1M
747EHC	ADU	DGK	INT	.4MHZ	0.3V/US	+22V	-22V	70C	94dB	3MV	80NA	30NA	500MWF	10MA	16V	15V	30V	15UV/C	150MW	3MA	80dB	86dB	1M
747FM	ADU	DGK	INT	.	0.2V/US	+22V	-22V	125C	94dB	5MV	500NA	200NA	500MWF	5MA	12V	15V	30V	.	85MW	3MA	70dB	76dB	300K
747HC	ADU	DGK	INT	.	0.2V/US	+18V	-18V	70C	88dB	6MV	500NA	200NA	500MWF	5MA	12V	15V	30V	.	85MW	3MA	70dB	76dB	300K
747HM	ADU	DGK	INT	.	0.2V/US	+22V	-22V	125C	94dB	5MV	500NA	200NA	500MWF	5MA	12V	15V	30V	.	85MW	3MA	70dB	76dB	300K
747PC	ADU	DGK	INT	.	0.2V/US	+18V	-18V	70C	88dB	6MV	500NA	200NA	800MWF	5MA	12V	15V	30V	.	85MW	3MA	70dB	76dB	300K
747XC	ADU	DGK	INT	.	0.2V/US	+18V	-18V	70C	88dB	6MV	500NA	200NA	.	5MA	12V	15V	30V	.	85MW	3MA	70dB	76dB	300K
747XM	ADU	DGK	INT	.	0.2V/US	+22V	-22V	125C	94dB	5MV	500NA	200NA	.	5MA	12V	15V	30V	.	85MW	3MA	70dB	76dB	300K
748BE	TDG	GPU	EXT	.	0.2V/US	+22V	-22V	125C	94dB	5MV	500NA	200NA	500MWF	5MA	12V	15V	30V	.	85MW	3MA	70dB	76dB	300K
748BH	TDG	GPU	EXT	.	0.2V/US	+22V	-22V	125C	94dB	5MV	500NA	200NA	570MWF	5MA	12V	15V	30V	.	85MW	3MA	70dB	76dB	300K
748BL	TDG	GPU	EXT	.	0.2V/US	+22V	-22V	125C	94dB	5MV	500NA	200NA	670MWF	5MA	12V	15V	30V	.	85MW	3MA	70dB	76dB	300K
748CE	TDG	GPU	EXT	.	0.2V/US	+18V	-18V	70C	86dB	6MV	500NA	200NA	500MWF	5MA	12V	15V	30V	.	85MW	3MA	70dB	76dB	300K
748(CHP)	RAU	GPU	EXT	.	.25V/US	+22V	-22V	125C	94dB	5MV	500NA	200NA	.	5MA	10V	15V	30V	.	85MW	3MA	70dB	76dB	300K
748CJ	TDG	GPU	EXT	.	0.2V/US	+22V	-22V	70C	86dB	6MV	500NA	200NA	670MWF	5MA	12V	15V	30V	.	85MW	3MA	70dB	76dB	300K
748CL	TDG	GPU	EXT	.	0.2V/US	+22V	-22V	70C	86dB	6MV	500NA	200NA	670MWF	5MA	12V	15V	30V	.	85MW	3MA	70dB	76dB	300K
748CP	TDG	GPU	EXT	.	0.2V/US	+18V	-18V	70C	86dB	6MV	500NA	200NA	310MWF	5MA	12V	15V	30V	.	85MW	3MA	70dB	76dB	300K
748DC	ADU	GPU	EXT	.	0.2V/US	+22V	-22V	70C	86dB	6MV	500NA	200NA	670MWF	5MA	12V	15V	30V	.	85MW	3MA	70dB	76dB	300K
748DM	ADU	GPU	EXT	.	0.2V/US	+22V	-22V	125C	94dB	5MV	500NA	200NA	670MWF	5MA	12V	15V	30V	.	85MW	3MA	70dB	76dB	300K
748HC	ADU	GPU	EXT	.	0.2V/US	+18V	-18V	70C	86dB	6MV	500NA	200NA	500MWF	5MA	12V	15V	30V	.	85MW	3MA	70dB	76dB	300K
748HM	ADU	GPU	EXT	.	0.2V/US	+22V	-22V	125C	94dB	5MV	500NA	200NA	500MWF	5MA	12V	15V	30V	.	85MW	3MA	70dB	76dB	300K
748XC	ADU	GPU	EXT	.	0.2V/US	+18V	-18V	70C	86dB	6MV	500NA	200NA	.	5MA	12V	15V	30V	.	85MW	3MA	70dB	76dB	300K
748XM	ADU	GPU	EXT	.	0.2V/US	+22V	-22V	125C	94dB	5MV	500NA	200NA	.	5MA	12V	15V	30V	.	85MW	3MA	70dB	76dB	300K
835BJ	TDG	QGK	INT	.3MHZ	0.2V/US	+18V	-18V	125C	94dB	6MV	300NA	30NA	540MWF	5MA	10V	18V	30V	.	.	4MA	70dB	76dB	.
835BL	TDG	QGK	INT	.3MHZ	0.2V/US	+18V	-18V	125C	94dB	.	300NA	30NA	900MWF	5MA	10V	18V	30V	.	.	4MA	70dB	76dB	.
835CJ	TDG	QGK	INT	.3MHZ	0.2V/US	+16V	-16V	70C	88dB	6MV	500NA	100NA	540MWF	5MA	10V	16V	30V	.	.	5MA	70dB	76dB	.
835CL	TDG	QGK	INT	.3MHZ	0.2V/US	+16V	-16V	70C	88dB	6MV	500NA	100NA	900MWF	5MA	10V	16V	30V	.	.	5MA	70dB	76dB	.
836BJ	TDG	QGK	INT	.5MHZ	0.3V/US	+18V	-18V	125C	94dB	5MV	300NA	30NA	540MWF	5MA	10V	18V	30V	.	.	4MA	70dB	76dB	.
836BL	TDG	QGK	INT	.5MHZ	0.3V/US	+18V	-18V	125C	94dB	5MV	300NA	30NA	900MWF	5MA	10V	18V	30V	.	.	4MA	70dB	76dB	.
836CJ	TDG	QGK	INT	.5MHZ	0.3V/US	+16V	-16V	70C	88dB	8MV	500NA	100NA	540MWF	5MA	10V	16V	30V	.	.	5MA	70dB	76dB	.
836CL	TDG	QGK	INT	.5MHZ	0.3V/US	+16V	-16V	70C	88dB	8MV	500NA	100NA	900MWF	5MA	10V	16V	30V	.	.	5MA	70dB	76dB	.
844BE	TDG	GPK	EXT	.	1V/US	+22V	-22V	125C	100dB	2MV	30NA	5NA	500MWF	5MA	12V	15V	30V	15UV/C	.	3MA	80dB	80dB	25M
844BL	TDG	GPK	EXT	.	1V/US	+22V	-22V	125C	100dB	2MV	30NA	5NA	670MWF	5MA	12V	15V	30V	15UV/C	.	3MA	80dB	80dB	25M
844CE	TDG	GPK	INT	.	1V/US	+18V	-18V	70C	94dB	5MV	75NA	10NA	500MWF	5MA	12V	15V	30V	50UV/C	.	3MA	70dB	70dB	10M
844CL	TDG	GPK	INT	.	1V/US	+18V	-18V	70C	94dB	5MV	75NA	10NA	670MWF	5MA	12V	15V	30V	50UV/C	.	3MA	70dB	70dB	10M
844CP	TDG	GPK	INT	.	1V/US	+18V	-18V	70C	94dB	5MV	75NA	10NA	310MWF	5MA	12V	15V	30V	50UV/C	.	3MA	70dB	70dB	10M
845BE	TDG	GPK	INT	.	.15V/US	+22V	-22V	125C	100dB	2MV	30NA	5NA	500MWF	5MA	12V	15V	30V	15UV/C	.	3MA	80dB	80dB	25M
845BL	TDG	GPK	INT	.	.15V/US	+22V	-22V	125C	100dB	2MV	30NA	5NA	670MWF	5MA	12V	15V	30V	15UV/C	.	3MA	80dB	80dB	25M
845CE	TDG	GPK	INT	.	.15V/US	+18V	-18V	70C	94dB	5MV	75NA	10NA	500MWF	5MA	12V	15V	30V	50UV/C	.	3MA	70dB	70dB	10M
845CL	TDG	GPK	INT	.	.15V/US	+18V	-18V	70C	94dB	5MV	75NA	10NA	670MWF	5MA	12V	15V	30V	50UV/C	.	3MA	70dB	70dB	10M
845CP	TDG	GPK	INT	.	.15V/US	+18V	-18V	70C	94dB	5MV	75NA	10NA	310MWF	5MA	12V	15V	30V	50UV/C	.	3MA	70dB	70dB	10M
846BE	TDG	GPU	EXT	.	1V/US	+22V	-22V	125C	100dB	2MV	30NA	5NA	500MWF	5MA	12V	15V	30V	15UV/C	.	3MA	80dB	80dB	25M
846BL	TDG	GPU	EXT	.	1V/US	+22V	-22V	125C	100dB	2MV	30NA	5NA	670MWF	5MA	12V	15V	30V	15UV/C	.	3MA	80dB	80dB	25M
846CE	TDG	GPU	EXT	.	1V/US	+18V	-18V	70C	94dB	5MV	75NA	10NA	500MWF	5MA	12V	15V	30V	50UV/C	.	3MA	70dB	70dB	10M
846CL	TDG	GPU	EXT	.	1V/US	+18V	-18V	70C	94dB	5MV	75NA	10NA	670MWF	5MA	12V	15V	30V	50UV/C	.	3MA	70dB	70dB	10M
846CP	TDG	GPU	EXT	.	1V/US	+18V	-18V	70C	94dB	5MV	75NA	10NA	310MWF	5MA	12V	15V	30V	50UV/C	.	3MA	70dB	70dB	10M
1017	TEU	HCO	INT	1MHZ	0.3V/US	+18V	-18V	85C	86dB	6MV	100NA	.	.	.12A	10V	15V	30V	45UV/C	.	15MA	60dB	70dB	40K
1020	TEU	LVD	INT	.5MHZ	0.3V/US	+18V	-18V	85C	120dB	3MV	25NA	5NA	.	5MA	10V	15V	30V	5UV/C	.	12MA	86dB	.	2M
1020-01	TEU	LVD	INT	.5MHZ	0.3V/US	+18V	-18V	85C	120dB	0.5MV	25NA	5NA	.	5MA	10V	15V	30V	1.5UV/C	.	12MA	86dB	.	2M
1020-02	TEU	LVD	INT	.5MHZ	0.3V/US	+18V	-18V	85C	120dB	0.5MV	25NA	5NA	.	5MA	10V	15V	30V	0.5UV/C	.	12MA	86dB	.	2M
1020-03	TEU	LVD	INT	.5MHZ	0.3V/US	+18V	-18V	85C	120dB	0.5MV	25NA	5NA	.	5MA	10V	15V	30V	.25UV/C	.	12MA	86dB	.	2M
1021	TEU	FET	INT	2MHZ	6V/US	+18V	-18V	85C	100dB	10MV	10pA	.	.	20MA	10V	15V	30V	50UV/C	.	5MA	100dB	.	10G
1023	TEU	FET	INT	2MHZ	6V/US	+18V	-18V	60C	100dB	0.7MV	5pA	.	.	20MA	10V	15V	30V	5UV/C	.	6MA	100dB	.	10G
1023-01	TEU	FET	INT	2MHZ	6V/US	+18V	-18V	60C	100dB	0.7MV	2pA	.	.	20MA	10V	15V	30V	2UV/C	.	6MA	100dB	.	10G
1024	TEU	HCO	INT	.5MHZ	6V/US	+18V	-18V	85C	94dB	30MV	50NA	50NA	.	20MA	10V	15V	5V	20UV/C	.	9MA	80dB	80dB	300K
1025	TEU	XSR	INT	50MHZ	500V/US	+18V	-18V	85C	100dB	10MV	20pA	20pA	.	50MA	10V	15V	30V	50UV/C	.	40MA	70dB	80dB	10G
1026	TEU	FET	INT	1MHZ	10V/US	+18V	-18V	85C	100dB	10MV	50pA	.	.	5MA	10V	15V	30V	50UV/C	.	10MA	86dB	.	10G
1026-01	TEU	FET	INT	1MHZ	10V/US	+18V	-18V	85C	100dB	10MV	20pA	.	.	5MA	10V	15V	30V	20UV/C	.	10MA	86dB	.	10G
1027	TEU	XSR	INT	10MHZ	60V/US	+18V	-18V	85C	100dB	150MV	50pA	20pA	.	20MA	10V	15V	30V	50UV/C	.	12MA	80dB	70dB	100G
1027-01	TEU	HSR	INT	10MHZ	60V/US	+18V	-18V	85C	100dB	150MV	50pA	20pA	.	20MA	10V	15V	30V	15UV/C	.	12MA	80dB	70dB	100G
1028	TEU	XHG	INT	1MHZ	6V/US	+18V	-18V	85C	108dB	10MV	35NA	10NA	.	5MA	10V	15V	15V	20UV/C	.	5MA	80dB	80dB	300K

For detailed explanations of column heading notations, see App. A.

Also for ready references the more important abbreviations used in the column headings are listed below:

LEFT HAND PAGE

APP = application (codes at APP.E.)

CMRR = common mode rejection ratio

CMP = compensation (frequency)

dV_{IO}/dT = input offset voltage temperature drift

GBP = gain bandwidth product

I_B = input bias current

I_{IO} = input bias offset current

I_O = quiescent supply current

MFR = manufacturer (codes at App.C.)

P_O = quiescent power consumer

PSRR = power supply rejection ratio

V_{ICM} = common mode input voltage rating

V_{IDF} = differential input voltage rating

V_{IO} = input offset voltage

V_S = dc supply voltage

RIGHT HAND PAGE

Lead out coding summary (details at APP.G.) for different cases (APP.F.)

A = gain adjust

B = bias adjust

C = case

E- = inverting input

E+ = non-inverting input

F,F* = input frequency compensation

G = ground

J = high level input

K = output, open collector

L = output, open emitter

M = metal case

N = not connected

Q = special terminal

R,R* = outputs

S = strobe

T,T* = offset balance

V+ = +ve dc supply

V- = -ve dc supply

W = guard ring

X = blank position, no lead

++ = +ve supplementary dc supply

-- = -ve supplementary dc supply

ϕ, ϕ^* = output frequency compensation

CASE (APP F)	LD 1	LD 2	LD 3	LD 4	LD 5	LD 6	LD 7	LD 8	LD 9	LD 10	LD 11	LD 12	LD 13	LD 14	LD 15	LD 16	EUROPE SUBSTITUTION	USA SUBSTITUTION	IS	TYPE NUMBER	
DIL-14/1C	E-1	E+1	T1	V-	T2	E+2	E-2	T*2	V+2	R2	N	R1	V+1	T*1	.	.	SFC2747KM	UA747EDC	0	747EDC	
T05-10/1M	R1	V+1	E-1	E+1	V-	E+2	E-2	V+2	R2	N	R1	V+	T*1	.	.	TBB0747	UA747EHC	0	747EHC		
FLP-14/3C	E-1	E+1	T1	V-	T2	E+2	E-2	T*2	V+	R2	N	R1	V+	T*1	.	.	LM747F	UA747FH	0	747FH	
T05-10/1M	R1	V+1	E-1	E+1	V-	E+2	E-2	V+2	R2	N	TBB0747	UA747HC	0	747HC		
T05-10/1M	R1	V+1	E-1	E+1	V-	E+2	E-2	V+2	R2	N	TBC0747	UA747HM	0	747HM		
DIL-14/1P	E-1	E+1	T1	V-	T2	E+2	E-2	T*2	V+2	R2	N	R1	V+1	T*1	.	.	TBB0747A	UA747DC	0	747PC	
CHP	0	747XC
CHP	0	747XM
T05-8/1M	FT	E-	E+	V-	T*	R	V+	F*	TBC0748	UA748HM	0	748BE	
FLP-10/3C	N	FT	E-	E+	V-	T*	R	V+	F*	N	SN52748FA	UA748FM	0	748BH	
DIL-14/1C	N	N	FT	E-	E+	V-	N	N	T*	R	V+	F*	N	N	.	.	SN52748JA	UA748DM	0	748BL	
T05-8/1M	FT	E-	E+	V-	T*	R	V+	F*	TBB0748	UA748HC	0	748CE	
CHP	0	748(CHP)
DIL-14/1P	N	N	FT	E-	E+	V-	N	N	T*	R	V+	F*	N	N	.	.	SN72748J	UA748DC	0	748CJ	
DIL-14/1C	N	N	FT	E-	E+	V-	N	N	T*	R	V+	F*	N	N	.	.	SN72748J	UA748DC	0	748CL	
DIL-8/1P	FT	E-	E+	V-	T*	R	V+	F*	TBB0748	UA748TC	0	748CP	
DIL-14/1C	N	N	FT	E-	E+	V-	N	N	T*	R	V+	F*	N	N	.	.	SN72748J	UA748DC	0	748DC	
DIL-14/1C	N	N	FT	E-	E+	V-	N	N	T*	R	V+	F*	N	N	.	.	SN52748JA	UA748DM	0	748DM	
T05-8/1M	FT	E-	E+	V-	T*	R	V+	F*	TBB0748	UA748HC	0	748HC	
T05-8/1M	FT	E-	E+	V-	T*	R	V+	F*	TBC0748	UA748HM	0	748HM	
CHP	0	748XC
CHP	0	748XM
DIL-14/1P	R1	E-1	E+1	V+	E+2	E-2	R2	R3	E-3	E+3	V-	E+4	E-4	R4	0	835BJ	
DIL-14/1C	R1	E-1	E+1	V+	E+2	E-2	R2	R3	E-3	E+3	V-	E+4	E-4	R4	0	835BL	
DIL-14/1P	R1	E-1	E+1	V+	E+2	E-2	R2	R3	E-3	E+3	V-	E+4	E-4	R4	0	835CJ	
DIL-14/1C	R1	E-1	E+1	V+	E+2	E-2	R2	R3	E-3	E+3	V-	E+4	E-4	R4	0	835CL	
DIL-14/1P	R1	E-1	E+1	V+	E+2	E-2	R2	R3	E-3	E+3	V-	E+4	E-4	R4	0	836BJ	
DIL-14/1C	R1	E-1	E+1	V+	E+2	E-2	R2	R3	E-3	E+3	V-	E+4	E-4	R4	0	836BL	
DIL-14/1P	R1	E-1	E+1	V+	E+2	E-2	R2	R3	E-3	E+3	V-	E+4	E-4	R4	0	836CJ	
DIL-14/1C	R1	E-1	E+1	V+	E+2	E-2	R2	R3	E-3	E+3	V-	E+4	E-4	R4	0	836CL	
T05-8/1M	T	E-	E+	V-	T*	R	V+	N	RM4131T	.	0	844BE
DIL-14/1C	N	N	T	E-	E+	V-	N	N	T*	R	V+	N	N	N	0	844BL
T05-8/1M	T	E-	E+	V-	T*	R	V+	N	RC4131T	.	0	844CE
DIL-14/1C	N	N	T	E-	E+	V-	N	N	T*	R	V+	N	N	N	0	844CL
DIL-8/1P	T	E-	E+	V-	T*	R	V+	N	RC4131NB	.	0	844CP
T05-8/1M	T	E-	E+	V-	T*	R	V+	N	RM4131T	.	0	845BE
DIL-14/1C	N	N	T	E-	E+	V-	N	N	T*	R	V+	N	N	N	0	845BL
T05-8/1M	T	E-	E+	V-	T*	R	V+	N	RC4131T	.	0	845CE
DIL-14/1C	N	N	T	E-	E+	V-	N	N	T*	R	V+	N	N	N	0	845CL
DIL-8/1P	T	E-	E+	V-	T*	R	V+	N	RC4131NB	.	0	845CP
T05-8/1M	TF	E-	E+	V-	T*	R	V+	F*	SFC2101A	LM101AH	0	846BE
DIL-14/1C	N	N	TF	E-	E+	V-	N	N	T*	R	V+	F*	N	N	.	.	.	UA101AD	LM101AJ14	0	846BL
T05-8/1M	TF	E-	E+	V-	T*	R	V+	F*	SFC2101A	LM201AH	0	846CE
DIL-14/1C	N	N	TF	E-	E+	V-	N	N	T*	R	V+	F*	N	N	.	.	.	UA201AD	LM201AJM	0	846CL
DIL-8/1P	TF	E-	E+	V-	T*	R	V+	F*	SFC2301ADC	LM301AJ	0	846CP
DIM-7/5P	E+	E-	V+	G	V-	R	T	0	1017
DIM-7/5P	E+	E-	V+	G	V-	R	T	0	1020
DIM-7/5P	E+	E-	V+	G	V-	R	T	0	1020-01
DIM-7/5P	E+	E-	V+	G	V-	R	T	0	1020-02
DIM-7/5P	E+	E-	V+	G	V-	R	T	0	1020-03
DIM-7/5P	E+	E-	V+	G	V-	R	T	0	1021
DIM-7/5P	E+	E-	V+	G	V-	R	T	0	1023
DIM-7/5P	E+	E-	V+	G	V-	R	T	0	1023-01
DIM-7/5P	E+	E-	V+	G	V-	R	T	0	1024
DIM-9/5P	T	E+	E-	T*	V+	G	V-	R	T1	0	1025
DIM-7/5P	E+	E-	V+	X	V-	R	T	0	1026
DIM-7/5P	E+	E-	V+	X	V-	R	T	0	1026-01
DIM-7/5P	E+	E-	V+	G	V-	R	T	0	1027
DIM-7/5P	E+	E-	V+	G	V-	R	T	0	1027-01
DIM-7/5P	E+	E-	V+	G	V-	R	T	0	1028

TYPE NUMBER	MFR	APP	COMP	GBP MIN	SLEW RATE MIN	V _{S+} MAX	V _{S-} MAX	T _{OP} MAX	A _{VOL} MIN	V _{IO} MAX	I _B MAX	I _{IO} MAX	P _{TOT} MAX	I _{OUT} MIN	V _{OUT} MIN	V _{ICM} MAX	V _{IDF} MAX	dV _{IO} /dT MAX	P _O MAX	I _O MAX	CM RR MIN	PS RR MIN	R _{IN} MIN
1030	TEU	XSR	INT	.1GHZ	500V/US	+18V	-18V	85C	100dB	5MV	20PA	20PA		20MA	10V	15V	30V	2uV/C		20MA	86dB	74dB	10G
1034	TEU	HVO	INT	1MHZ	6V/US	+35V	-35V	85C	100dB	30MV	50NA	10NA		22MA	20V	26V	52V	15uV/C		4MA	80dB	86dB	300K
1034-01	TEU	HVO	INT	1MHZ	6V/US	+35V	-35V	85C	100dB	30MV	50NA	10NA		22MA	20V	26V	52V	5uV/C		4MA	80dB	86dB	300K
1035	TEU	LBC	INT	.2MHZ	3V/US	+20V	-20V	85C	100dB	2MV	150FA			5MA	10V	18V		25uV/C		3MA	86dB	90dB	1T
1035-01	TEU	LBC	INT	.2MHZ	3V/US	+20V	-20V	85C	100dB	1MV	75FA			5MA	10V	18V		20uV/C		3MA	86dB	90dB	1T
1035-02	TEU	LBC	INT	.2MHZ	3V/US	+20V	-20V	85C	100dB	1MV	50FA			5MA	10V	18V		15uV/C		3MA	86dB	90dB	1T
1319	TEU	GPK	INT	.3MHZ	0.4V/US	+22V	-22V	70C	94dB	5MV	250NA			5MA	10V	22V	44V	25uV/C		3MA	80dB	80dB	0.5M
1319-01	TEU	GPK	INT	.3MHZ	0.4V/US	+22V	-22V	125C	94dB	2MV	50NA			5MA	10V	22V	44V	15uV/C		3MA	80dB	80dB	0.5M
1321	TEU	HSR	EXT	70MHZ	20V/US	+22V	-22V	70C	98dB	5MV	25NA	25NA		10MA	10V	12V	12V	100uV/C		4MA	90dB	80dB	40M
1321-01	TEU	HSR	T	70MHZ	20V/US	+22V	-22V	125C	98dB	5MV	25NA	25NA		10MA	10V	12V	12V	100uV/C		4MA	90dB	80dB	40M
1322	TEU	XSR	EXT	.2GHZ	80V/US	+20V	-20V	75C	76dB	10MV	250NA	50NA		10MA	10V	10V	15V	100uV/C		6MA	80dB	80dB	40M
1322-01	TEU	XSR	EXT	.2GHZ	80V/US	+20V	-20V	125C	76dB	10MV	250NA	50NA		10MA	10V	10V	15V	100uV/C		6MA	80dB	80dB	40M
1323	TEU	LQP	INT	.3MHZ	10V/US	+20V	-20V	70C	106dB	5MV	40NA			10MA	12V	20V	40V	60uV/C		80UA	80dB	80dB	200K
1323-01	TEU	LQP	INT	.3MHZ	10V/US	+20V	-20V	85C	106dB	3MV	20NA			10MA	12V	20V	40V	60uV/C		80UA	80dB	80dB	200K
1323-02	TEU	LQP	INT	.3MHZ	10V/US	+20V	-20V	125C	106dB	3MV	20NA			10MA	12V	20V	40V	60uV/C		80UA	80dB	80dB	200K
1332	TEU	HVO	EXT	.2MHZ	2V/US	+40V	-40V	75C	100dB	6MV	30NA			10MA	35V	40V	80V	20uV/C		5MA	74dB	74dB	100M
1339	TEU	GPU	EXT	.3MHZ	2V/US	+18V	-18V	70C	83dB	7.5MV	1uA	100NA		5MA	10V	11V	20V	30uV/C		7MA	80dB	80dB	100K
1339-01	TEU	GPU	EXT	.3MHZ	2V/US	+18V	-18V	70C	92dB	7.5MV	600NA	60NA		10MA	10V	11V	20V	15uV/C		7MA	80dB	80dB	100K
1339-02	TEU	GPU	EXT	.3MHZ	2V/US	+18V	-18V	125C	94dB	3MV	500NA	60NA		10MA	10V	11V	20V	15uV/C		7MA	80dB	80dB	100K
1340	TEU	CHP	INT	1MHZ	1V/US	+20V	-20V	125C	120dB	80uV	750PA			7MA	10V	10V	15V	1uV/C		5MA	120dB	120dB	100M
1421	TEU	FET	INT	1MHZ	3V/US	+20V	-20V	85C	94dB	15MV	50PA			10MA	10V	15V	30V	50uV/C		4MA	72dB	70dB	100G
1421-01	TEU	FET	INT	1MHZ	3V/US	+20V	-20V	85C	94dB	15MV	15PA			10MA	10V	15V	30V	50uV/C		4MA	72dB	70dB	100G
1421-02	TEU	FET	INT	1MHZ	3V/US	+20V	-20V	85C	94dB	15MV	10PA			10MA	10V	15V	30V	25uV/C		4MA	80dB	70dB	100G
1421-24	TEU	LNA	INT	1MHZ	3V/US	+20V	-20V	85C	94dB	15MV	50PA			10MA	10V	15V	30V	50uV/C		4MA	72dB	70dB	100G
1421-25	TEU	LNA	INT	1MHZ	3V/US	+20V	-20V	85C	94dB	15MV	15PA			10MA	10V	15V	30V	25uV/C		4MA	72dB	70dB	100G
1424	TEU	FET	INT	.3MHZ	2V/US	+18V	-18V	70C	86dB	50MV	50PA			5MA	10V	15V	30V	75uV/C		6MA	72dB	70dB	100G
1425	TEU	FET	INT	1MHZ	3V/US	+18V	-18V	85C	100dB	2MV	10PA			5MA	10V	15V	30V	50uV/C		4MA	80dB	70dB	100G
1425-01	TEU	FET	INT	1MHZ	3V/US	+18V	-18V	85C	100dB	1MV	5PA			5MA	10V	15V	30V	25uV/C		4MA	80dB	70dB	100G
1425-02	TEU	FET	INT	1MHZ	3V/US	+18V	-18V	85C	100dB	1MV	5PA			5MA	10V	15V	30V	10uV/C		4MA	80dB	70dB	100G
1426	TEU	FET	INT	1MHZ	3V/US	+18V	-18V	85C	100dB	2MV	25PA			5MA	10V	15V	30V	50uV/C		4MA	72dB	70dB	100G
1426-01	TEU	FET	INT	1MHZ	3V/US	+18V	-18V	85C	100dB	1MV	10PA			5MA	10V	15V	30V	25uV/C		4MA	80dB	70dB	100G
1426-02	TEU	FET	INT	1MHZ	3V/US	+18V	-18V	85C	100dB	1MV	25PA			5MA	10V	15V	30V	10uV/C		4MA	80dB	70dB	100G
1426-03	TEU	FET	INT	1MHZ	3V/US	+18V	-18V	85C	100dB	1MV	25PA			5MA	10V	15V	30V	5uV/C		4MA	80dB	70dB	100G
1430	TEU	XSR	INT	80MHZ	500V/US	+18V	-18V	85C	106dB	2MV	500PA			50MA	10V	18V	36V	75uV/C		25MA		50dB	10G
1433	TEU	WBA	EXT	60MHZ	15V/US	+17V	-17V	75C	98dB	60MV	20PA	20PA		10MA	10V	10V	12V	200uV/C		6MA	74dB	74dB	100G
1433-01	TEU	WBA	EXT	60MHZ	15V/US	+17V	-17V	125C	98dB	60MV	20PA	20PA		10MA	10V	10V	12V	100uV/C		6MA	74dB	74dB	100G
1434	TEU	XSR	EXT	.1GHZ	60V/US	+17V	-17V	75C	78dB	14MV	20PA	20PA		10MA	10V	10V	15V	75uV/C		8MA	74dB	74dB	100G
1434-01	TEU	XSR	EXT	.1GHZ	60V/US	+17V	-17V	125C	78dB	14MV	20PA	20PA		10MA	10V	10V	15V	35uV/C		8MA	74dB	74dB	100G
1435	TEU	XWB	EXT	.7GHZ	250V/US	+16V	-16V	85C	80dB	5MV	20UA			10MA	5V	16V	32V	25uV/C		30MA	80dB		1K
1435-83	TEU	XWB	EXT	.7GHZ	250V/US	+16V	-16V	125C	80dB	5MV	20UA			10MA	5V	16V	32V	25uV/C		30MA	80dB		1K
1437(CHP)	RAU	DGU	EXT		0.1V/US	+18V	-18V	75C	84dB	7.5MV	1.5uA	0.5uA		5MA	12V	18V	5V	10uV/C	225MWF		65dB	74dB	50K
1439	TEU	LBC	INT	.3MHZ		+18V	-18V	70C	86dB	30MV	1pA	1pA		5MA	10V	15V	30V	50uV/C		6MA	86dB	74dB	1T
1458CE	TDG	DGK	INT	.3MHZ	0.2V/US	+18V	-18V	70C	86dB	10MV	0.7uA	0.3uA	500MWF	5MA	11V	15V	30V	50uV/C	240MWF	8MA	60dB	70dB	200K
1458(CHP)	RAU	DGK	INT	.5MHZ	0.3V/US	+18V	-18V	75C	86dB	6MV	0.5uA	0.2uA		5MA	12V	15V	30V	50uV/C	170MWF	6MA	70dB	76dB	300K
1458CP	TDG	DGK	INT	.3MHZ	0.2V/US	+18V	-18V	70C	86dB	10MV	0.7uA	0.3uA	310MWF	5MA	11V	15V	30V	50uV/C	240MWF	8MA	60dB	70dB	200K
1458E	TDG	DGK	INT	.5MHZ	0.3V/US	+18V	-18V	75C	86dB	6MV	0.5uA	0.2uA	680MWF	5MA	12V	15V	30V	50uV/C	170MWF	6MA	70dB	76dB	300K
1458P	TDG	DGK	INT	.5MHZ	0.3V/US	+18V	-18V	75C	86dB	6MV	0.5uA	0.2uA	750MWF	5MA	12V	15V	30V	50uV/C	170MWF	6MA	70dB	76dB	300K
1514(CHP)	RAU	DCP	EXT			+14V	-7V	125C	62dB	2MV	20UA	3UA		5MA	1V	7V	5V	15uV/C		150MWF	9MA	80dB	
1537(CHP)	RAU	DGU	EXT		0.1V/US	+18V	-18V	125C	88dB	5MV	0.5uA	0.2uA		5MA	12V	18V	5V	10uV/C	225MWF		70dB	76dB	150K
1556A(CHP)	RAU	DGK	INT	.5MHZ	1V/US	+22V	-22V	125C	100dB	2MV	15NA	2NA		6MA	12V	15V	30V	30uV/C	45MWF	2MA	80dB	80dB	1.5M
1558(CHP)	RAU	DGK	INT	.5MHZ	0.3V/US	+22V	-22V	125C	94dB	5MV	0.5uA	0.2uA		5MA	12V	15V	30V	50uV/C	150MWF	5MA	70dB	76dB	300M
1558E	TDG	DGK	INT	.5MHZ	0.3V/US	+22V	-22V	125C	94dB	5MV	0.5uA	0.2uA	680MWF	5MA	12V	15V	30V	50uV/C	150MWF	5MA	70dB	76dB	300K
1701	TEU	CHP	INT	.3MHZ	1.2V/US	+20V	-20V	85C	140dB	15uV	50PA			5MA	12V	20V	40V	25uV/C		3MA	120dB	120dB	200K
1701-01	TEU	CHP	INT	.3MHZ	1.2V/US	+20V	-20V	85C	140dB	15uV	50PA			5MA	12V	20V	40V	0.1uV/C		3MA	120dB	120dB	200K
1702	TEU	PAA	INT	50HZ	2.5V/US	+18V	-18V	85C	100dB	5MV	5FA			5MA	10V	200V	300V	30uV/C		13MA	100dB		100G
1702-01	TEU	PAA	INT	50HZ	2.5V/US	+18V	-18V	85C	100dB	5MV	5FA			5MA	10V	200V	300V	10uV/C		13MA	100dB		

For detailed explanations of column heading notations, see App. A.

Also for ready references the more important abbreviations used in the column headings are listed below:

LEFT HAND PAGE

APP = application (codes at APP.E.)

CMRR = common mode rejection ratio

CMP = compensation (frequency)

dV_{IO}/dT = input offset voltage temperature drift

GBP = gain bandwidth product

I_B = input bias current

I_{IO} = input bias offset current

I_Q = quiescent supply current

MFR = manufacturer (codes at App.C.)

P_Q = quiescent power consumer

PSRR = power supply rejection ratio

V_{ICM} = common mode input voltage rating

V_{IDF} = differential input voltage rating

V_{IO} = input offset voltage

V_S = dc supply voltage

RIGHT HAND PAGE

Lead out coding summary (details at APP.G.) for different cases (APP.F.)

A = gain adjust

B = bias adjust

C = case

E- = inverting input

E+ = non-inverting input

F,F* = input frequency compensation

G = ground

J = high level input

K = output, open collector

L = output, open emitter

M = metal case

N = not connected

Q = special terminal

R,R* = outputs

S = strobe

T,T* = offset balance

V+ = +ve dc supply

V- = -ve dc supply

W = guard ring

X = blank position, no lead

++ = +ve supplementary dc supply

-- = -ve supplementary dc supply

ϕ, ϕ^* = output frequency compensation

CASE (APP F)	LD 1	LD 2	LD 3	LD 4	LD 5	LD 6	LD 7	LD 8	LD 9	LD 10	LD 11	LD 12	LD 13	LD 14	LD 15	LD 16	EUROPE SUBSTI-TUTE	USA SUBSTI-TUTE	I S	TYPE NUMBER	
DIM-9/5P	T	E+	E-	T*	V+	G	V-	R	T1	0	1030	
DIM-7/5P	E+	E-	V+	G	V-	R	T	0	1034	
DIM-7/5P	E+	E-	V+	G	V-	R	T	0	1034-01	
DIM-9/5P	T	E+	E-	T*	V+	G	V-	R	T1	1035-01	0	1035	
DIM-9/5P	T	E+	E-	T*	V+	G	V-	R	T1	1035-02	0	1035-01	
DIM-9/5P	T	E+	E-	T*	V+	G	V-	R	T1	0	1035-02	
T05-8/1M	T	E-	E+	V-	T*	R	V+	N	TBA222	UA741HM	0	1319	
T05-8/1M	T	E-	E+	V-	T*	R	V+	N	LM741AH	UA741AHM	0	1319-01	
T05-8/1M	T	E-	E+	V-	T*	R	V+	ϕ	1321-01	0	1321	
T05-8/1M	T	E-	E+	V-	T*	R	V+	ϕ	0	1321-01	
T05-8/1M	T	E-	E+	V-	T*	R	V+	ϕ	0	1322	
T05-8/1M	T	E-	E+	V-	T*	R	V+	ϕ	0	1322-01	
T05-8/1M	T	E-	E+	V-M	N	R	V+	T*	0	1323	
T05-8/1M	T	E-	E+	V-M	N	R	V+	T*	0	1323-01	
T05-8/1M	T	E-	E+	V-M	N	R	V+	T*	0	1323-02	
T05-8/1M	T	E-	E+	V-M	N	R	V+	T*	0	1323-02	
T05-8/1M	T	E-	E+	V-	T*	R	V+	ϕ	0	1332	
T05-8/1M	F	E-	E+	V-	ϕ	R	V+	F*	LM144H	0	1332	
T05-8/1M	F	E-	E+	V-	ϕ	R	V+	F*	MC1439G	0	1339	
T05-8/1M	F	E-	E+	V-	ϕ	R	V+	F*	MC1539G	0	1339-01	
T05-8/1M	F	E-	E+	V-	ϕ	R	V+	F*	MC1539G	0	1339-02	
T05-8/1M	Q	E-	E+	V-	Q*	R	V+	Q1	0	1340	
T05-8/1M	T	E-	E+	V-	T*	R	V+	N	UA740HM	SU536T	0	1421	
T05-8/1M	T	E-	E+	V-	T*	R	V+	N	ICL8007MTV	0	1421-01	
T05-8/1M	T	E-	E+	V-	T*	R	V+	N	0	1421-02	
T05-8/1M	T	E-	E+	V-	T*	R	V+	N	1421-25	0	1421-24	
T05-8/1M	T	E-	E+	V-	T*	R	V+	N	0	1421-25	
T05-8/1M	T	E-	E+	V-	T*	R	V+	N	ICL8007CTV	SU536T	0	1424	
T05-8/1M	T	E-	E+	V-	T*	R	V+	N	SU536T	ICL8007MTV	0	1425	
T05-8/1M	T	E-	E+	V-	T*	R	V+	N	0	1425-01	
T05-8/1M	T	E-	E+	V-	T*	R	V+	N	0	1425-02	
T05-8/1M	T	E-	E+	V-	T*	R	V+	N	ICL8007MTV	SU536T	0	1426	
T05-8/1M	T	E-	E+	V-	T*	R	V+	N	1426-02	0	1426-01	
T05-8/1M	T	E-	E+	V-	T*	R	V+	N	ICL8007MTV	0	1426-02	
T05-8/1M	T	E-	E+	V-	T*	R	V+	N	0	1426-03	
DIM-14/1M	N	T	T*	E-	V-	N	G	N	R	V+	T1	N	N	0	1430	
DIM-2/1M	T	E-	E+	V-	T*	R	V+	ϕ	1433-01	0	1433
T05-8/1M	T	E-	E+	V-	T*	R	V+	ϕ	0	1433-01	
T05-8/1M	T	E-	E+	V-	T*	R	V+	ϕ	0	1434	
T05-8/1M	T	E-	E+	V-	T*	R	V+	ϕ	0	1434-01	
DIM-14/1M	ϕ	R	ϕ^*	V+	T	T*	E-	E+	N	N	N	V-	R*	M	0	1435	
DIM-14/1M	ϕ	R	ϕ^*	V+	T	T*	E-	E+	N	N	N	V-	R*	M	0	1435-83	
CHP	0	1437(CHP)
T05-8/1M	T	E-	E+	V-	T*	R	V+	M	ICL8007ATV	0	1439
T05-8/1M	R1	E-1	E+1	V-	E+2	E-2	R2	V+	TBC1458	MC1458G	0	1458CE
CHP	0	1458(CHP)
DIL-8/1P	R1	E-1	E+1	V-	E+2	E-2	R2	V+	TBB1458B	MC1458U	0	1458CP
CHP	0	1458E
T05-8/1M	R1	E-1	E+1	V-	E+2	E-2	R2	V+	TBB1458	MC1458G	0	1458P
DIL-8/1P	R1	E-1	E+1	V-	E+2	E-2	R2	V+	TBB1458B	MC1458U	0	1458P
CHP	0	1514(CHP)
CHP	0	1537(CHP)
CHP	0	1556A(CHP)
CHP	0	1558(CHP)
T05-8/1M	R1	E-1	E+1	V-	E+2	E-2	R2	V+	TBC1458	MC1558G	0	1558E
DIM-7/5P	E+	E-	V+	G	V-	R	T	0	1701
DIM-7/5P	E+	E-	V+	G	V-	R	T	0	1701-01
DIM-7/5P	E+	E-	V+	G	V-	R	T	0	1701-01
DIM-7/5P	E+	E-	V+	G	V-	R	T	0	1702
DIM-7/5P	E+	E-	V+	G	V-	R	T	0	1702-01
DIM-7/5P	E+	E-	V+	G	V-	R	T	0	1703
DIM-7/5P	E+	E-	V+	G	V-	R	T	0	1703-01
FLP-14/3G	N	ϕ	T	E-	E+	N	N	N	M	V-	T*	R	V+	N	.	.	.	HA9-2500	0	2500(FLP)	
T05-8/1M	T	E-	E+	V-	T*	R	V+	ϕ	HA2-2500	0	2500(T05)

TYPE NUMBER	MFR	APP	COMP	GBP MIN	SLEW RATE MIN	Vs+ MAX	Vs- MAX	T _{OP}	A _{VOL} MIN	V _{IO} MAX	I _B MAX	I _{IO} MAX	P _{TOT} MAX	I _{OUT} MIN	V _{OUT} MIN	V _{ICM} MAX	V _{IDF} MAX	dV _{IO} /dT MAX	P _O MAX	I _O MAX	CM RR MIN	PS RR MIN	R _{IN} MIN
2502(FLP)	ING	XSR	INT	30MHZ	20V/uS	+20V	-20V	125C	84dB	8MV	250NA	50NA	300MWF	10MA	10V	10V	15V	5Uv/C	.	6MA	74dB	74dB	20M
2502(TOS)	ING	XSR	INT	30MHZ	20V/uS	+20V	-20V	125C	84dB	8MV	250NA	50NA	300MWF	10MA	10V	10V	15V	5Uv/C	.	6MA	74dB	74dB	20M
2505(FLP)	ING	XSR	INT	30MHZ	20V/uS	+20V	-20V	75C	84dB	8MV	250NA	50NA	300MWF	10MA	10V	10V	15V	5Uv/C	.	6MA	74dB	74dB	20M
2505(TOS)	ING	XSR	INT	30MHZ	20V/uS	+20V	-20V	75C	84dB	8MV	250NA	50NA	300MWF	10MA	10V	10V	15V	5Uv/C	.	6MA	74dB	74dB	20M
2520(FLP)	ING	XSR	EXT	20MHZ	100V/uS	+20V	-20V	125C	80dB	8MV	200NA	25NA	300MWF	10MA	10V	10V	15V	60Uv/C	.	6MA	80dB	80dB	50M
2520(TOS)	ING	XSR	EXT	20MHZ	100V/uS	+20V	-20V	125C	80dB	8MV	200NA	25NA	300MWF	10MA	10V	10V	15V	60Uv/C	.	6MA	80dB	80dB	50M
2522(FLP)	ING	XSR	EXT	20MHZ	80V/uS	+20V	-20V	125C	78dB	10MV	250NA	50NA	300MWF	10MA	10V	10V	15V	75Uv/C	.	6MA	74dB	74dB	40M
2522(TOS)	ING	XSR	EXT	20MHZ	80V/uS	+20V	-20V	125C	78dB	10MV	250NA	50NA	300MWF	10MA	10V	10V	15V	75Uv/C	.	6MA	74dB	74dB	40M
2525(FLP)	ING	XSR	EXT	20MHZ	80V/uS	+20V	-20V	125C	78dB	10MV	250NA	50NA	300MWF	10MA	10V	15V	15V	100Uv/C	.	6MA	74dB	74dB	40M
2525(TOS)	ING	XSR	EXT	20MHZ	80V/uS	+20V	-20V	75C	78dB	10MV	250NA	50NA	300MWF	10MA	10V	10V	15V	90Uv/C	.	6MA	74dB	74dB	40M
2740BE	TDG	FET	INT	.	.	+22V	-22V	125C	90dB	5MV	50pa	25pa	500MWF	5MA	10V	15V	30V	.	100MW	.	60dB	60dB	0.1T
2740CE	TDG	FET	INT	.	.	+22V	-22V	100C	90dB	10MV	50pa	25pa	500MWF	5MA	10V	15V	30V	.	100MW	.	60dB	60dB	0.1T
2740DE	TDG	FET	INT	.	.	+22V	-22V	100C	86dB	10MV	50pa	25pa	500MWF	5MA	10V	15V	30V	.	100MW	.	60dB	60dB	0.1T
3051	BUU	GPU	EXT	.3MHZ	1.2V/uS	+18V	-18V	125C	93dB	3MV	400NA	30NA	.	10MA	10V	14V	18V	5Uv/C	.	6MA	80dB	80dB	100K
3052	BUU	GPU	EXT	.3MHZ	1.2V/uS	+18V	-18V	125C	93dB	4MV	500NA	40NA	.	10MA	10V	14V	18V	10Uv/C	.	6MA	80dB	80dB	100K
3053	BUU	GPU	EXT	.3MHZ	0.9V/uS	+18V	-18V	125C	93dB	6MV	600NA	60NA	.	10MA	10V	14V	18V	30Uv/C	.	6MA	70dB	80dB	100K
3055	BUU	GPU	EXT	.3MHZ	1.2V/uS	+18V	-18V	85C	93dB	3MV	400NA	30NA	.	5MA	10V	14V	18V	5Uv/C	.	6MA	80dB	80dB	100K
3056	BUU	GPU	EXT	.3MHZ	0.9V/uS	+18V	-18V	85C	93dB	4MV	500NA	40NA	.	5MA	10V	14V	18V	10Uv/C	.	6MA	80dB	80dB	100K
3057	BUU	GPU	EXT	.2MHZ	0.6V/uS	+18V	-18V	85C	90dB	6MV	600NA	60NA	.	5MA	10V	14V	18V	30Uv/C	.	6MA	80dB	80dB	100K
3268/14	BUU	HCO	INT	.3MHZ	6V/uS	+18V	-18V	85C	114dB	.	50NA	.	.	20MA	10V	13V	18V	5Uv/C	.	5MA	76dB	80dB	300K
3269/14	BUU	HCO	INT	.3MHZ	6V/uS	+18V	-18V	85C	114dB	20uV	50pa	.	.	5MA	10V	15V	.	0.1uV/C	.	10MA	.	90dB	150K
3291/14	BUU	CHP	INT	1MHZ	6V/uS	+18V	-18V	85C	140dB	50uV	50pa	.	.	5MA	10V	15V	.	0.3uV/C	.	10MA	.	90dB	150K
3292/14	BUU	CHP	INT	1MHZ	6V/uS	+18V	-18V	85C	140dB	100uV	100pa	.	.	5MA	10V	15V	.	1uV/C	.	10MA	.	90dB	150K
3293/14	BUU	CHP	INT	1MHZ	6V/uS	+18V	-18V	85C	140dB	20MV	500NA	100NA	900MWF	6MA	.	9V	14V	.	.	2MA	50dB	.	.
3302J	TDG	QCP	EXT	.	20V/uS	+14V	-14V	85C	66dB	.	500NA	100NA
3329/03	BUU	VFA	INT	.3MHZ	.	+18V	-18V	85C	0dB	0.1A	10V	20V	3K
3400A	BUU	XSR	INT	30MHZ	1KV/uS	+18V	-18V	85C	80dB	.	100pa	.	.	20MA	10V	13V	18V	100Uv/C	.	25MA	50dB	60dB	10G
3400B	BUU	XSR	INT	30MHZ	1KV/uS	+18V	-18V	85C	80dB	.	100pa	.	.	20MA	10V	13V	18V	50Uv/C	.	25MA	50dB	60dB	10G
3500A	BUU	GPK	INT	.5MHZ	0.6V/uS	+20V	-20V	85C	93dB	5MV	30NA	30NA	.	10MA	10V	16V	20V	20Uv/C	.	3MA	90dB	80dB	1M
3500AN	BUU	GPK	INT	.5MHZ	0.6V/uS	+20V	-20V	85C	93dB	5MV	30NA	30NA	.	10MA	10V	16V	20V	20Uv/C	.	3MA	90dB	80dB	1M
3500B	BUU	GPK	INT	.5MHZ	1V/uS	+20V	-20V	85C	93dB	2MV	20NA	20NA	.	10MA	10V	16V	20V	5Uv/C	.	3MA	90dB	80dB	1M
3500BN	BUU	GPK	INT	.5MHZ	1V/uS	+20V	-20V	85C	93dB	2MV	20NA	20NA	.	10MA	10V	16V	20V	5Uv/C	.	3MA	90dB	80dB	1M
3500C	BUU	GPK	INT	.5MHZ	1V/uS	+20V	-20V	85C	93dB	1MV	15NA	15NA	.	10MA	10V	16V	20V	3Uv/C	.	3MA	90dB	80dB	1M
3500CN	BUU	GPK	INT	.5MHZ	1V/uS	+20V	-20V	85C	93dB	1MV	15NA	15NA	.	10MA	10V	16V	20V	3Uv/C	.	3MA	90dB	80dB	1M
3500E	BUU	LVD	INT	.5MHZ	0.8V/uS	+20V	-20V	85C	100dB	500uV	50NA	30NA	.	10MA	10V	16V	20V	1uV/C	.	3MA	90dB	80dB	1M
3500MP(PAIR)	BUU	LVD	INT	.5MHZ	0.8V/uS	+20V	-20V	85C	100dB	200uV	50NA	25NA	.	10MA	10V	16V	20V	1uV/C	.	3MA	90dB	80dB	1M
3500R	BUU	GPK	INT	.5MHZ	0.6V/uS	+20V	-20V	125C	93dB	5MV	30NA	30NA	.	10MA	10V	16V	20V	20Uv/C	.	3MA	90dB	80dB	1M
3500S	BUU	GPK	INT	.5MHZ	1V/uS	+20V	-20V	125C	93dB	2MV	20NA	20NA	.	10MA	10V	16V	20V	10Uv/C	.	3MA	90dB	80dB	1M
3500T	BUU	GPK	INT	.5MHZ	1V/uS	+20V	-20V	125C	93dB	1MV	15NA	15NA	.	10MA	10V	16V	20V	5Uv/C	.	3MA	90dB	80dB	1M
3501A	BUU	LBC	INT	.2MHZ	0.1V/uS	+20V	-20V	85C	93dB	5MV	15NA	5NA	.	5MA	10V	16V	20V	20Uv/C	.	2MA	90dB	80dB	10M
3501B	BUU	LBC	INT	.2MHZ	0.1V/uS	+20V	-20V	85C	93dB	2MV	7NA	3NA	.	5MA	10V	16V	20V	10Uv/C	.	2MA	90dB	80dB	10M
3501C	BUU	LBC	INT	.2MHZ	0.1V/uS	+20V	-20V	85C	93dB	2MV	3NA	2NA	.	5MA	10V	16V	20V	5Uv/C	.	2MA	90dB	80dB	10M
3501R	BUU	LBC	INT	.2MHZ	0.1V/uS	+20V	-20V	125C	93dB	5MV	15NA	5NA	.	5MA	10V	16V	20V	20Uv/C	.	2MA	90dB	80dB	10M
3501S	BUU	LBC	INT	.2MHZ	0.1V/uS	+20V	-20V	125C	93dB	2MV	7NA	3NA	.	5MA	10V	16V	20V	10Uv/C	.	2MA	90dB	80dB	10M
3503A	BUU	FET	INT	.3MHZ	2.5V/uS	+20V	-20V	85C	86dB	50MV	25pa	5pa	.	5MA	10V	16V	20V	75Uv/C	.	6MA	76dB	60dB	10G
3503B	BUU	FET	INT	.3MHZ	2.5V/uS	+20V	-20V	85C	90dB	20MV	10pa	2pa	.	5MA	10V	16V	20V	25Uv/C	.	6MA	76dB	60dB	10G
3503R	BUU	FET	INT	.3MHZ	2.5V/uS	+20V	-20V	125C	86dB	50MV	25pa	5pa	.	5MA	10V	16V	20V	75Uv/C	.	6MA	76dB	60dB	10G
3503S	BUU	FET	INT	.3MHZ	2.5V/uS	+20V	-20V	125C	90dB	20MV	10pa	2pa	.	5MA	10V	16V	20V	25Uv/C	.	6MA	76dB	60dB	10G
3505J	BUU	HSR	INT	2MHZ	20V/uS	+20V	-20V	70C	84dB	8MV	250NA	50NA	.	10MA	10V	17V	20V	20Uv/C	.	4MA	80dB	80dB	10M
3506J	BUU	HSR	INT	4MHZ	4V/uS	+22V	-22V	70C	96dB	5MV	25NA	25NA	.	10MA	10V	18V	20V	20Uv/C	.	3MA	90dB	90dB	60M
3507J	BUU	XSR	EXT	.	80V/uS	+20V	-20V	70C	80dB	10MV	250NA	50NA	.	10MA	10V	17V	20V	30Uv/C	.	4MA	80dB	80dB	20M
3508J	BUU	HSR	EXT	6MHZ	20V/uS	+22V	-22V	70C	96dB	5MV	25NA	25NA	.	10MA	10V	20V	22V	30Uv/C	.	3MA	90dB	90dB	60M
3521H	BUU	FET	INT	.3MHZ	0.6V/uS	+20V	-20V	70C	94dB	500uV	20pa	2pa	.	10MA	10V	15V	20V	10Uv/C	.	4MA	80dB	86dB	10G
3521J	BUU	FET	INT	.3MHZ	0.6V/uS	+20V	-20V	70C	94dB	250uV	20pa	2pa	.	10MA	10V	15V	20V	5Uv/C	.	4MA	80dB	86dB	10G
3521K	BUU	FET	INT	.3MHZ	0.6V/uS	+20V	-20V	70C	94dB	250uV	15pa	2pa	.	10MA	10V	15V	20V	2Uv/C	.	4MA	80dB	86dB	10G
3521L	BUU	FET	INT	.3MHZ	0.6V/uS	+20V	-20V	70C	94dB	250uV	10pa	2pa	.	10MA	10V	15V	20V	1uV/C	.	4MA	80dB	86dB	10G
3521R	BUU	FET	INT	.3MHZ	0.6V/uS	+20V	-20V	125C	94dB	250uV	20pa	2pa	.	10MA	10V	15V	20V	5Uv/C	.	4MA	80dB	86dB	10G
3522J	BUU	LBC	INT	.3MHZ	0.6V/uS	+20V	-20V	70C	94dB	1MV	10pa	2PA	.	10MA	10V	15V	20V	50Uv/C	.	4MA	80dB	80dB	10G
3522K	BUU	LBC	INT	.3MHZ	0.6V/uS	+20V	-20V	70C	94dB	500uV	5pa	2pa	.	10MA	10V	15V	20V	10Uv/C	.	4MA	80dB	80dB	10G
3522L	BUU	LBC	INT	.3MHZ	0.6V/uS	+20V	-20V	70C	94dB	500uV	1pa	0.5pa	.	10MA	10V	15V	20V	10Uv/C	.	4MA	80dB	80dB	10G

For detailed explanations of column heading notations, see App. A.

Also for ready references the more important abbreviations used in the column headings are listed below:

LEFT HAND PAGE

APP = application

(codes at APP.E.)

CMRR = common mode rejection ratio

CMP = compensation (frequency)

dV_{IO}/dT = input offset voltage temperature drift

GBP = gain bandwidth product

I_B = input bias current

I_{IO} = input bias offset current

I_Q = quiescent supply current

MFR = manufacturer (codes at App.C.)

P_Q = quiescent power consumer

PSRR = power supply rejection ratio

V_{ICM} = common mode input voltage rating

V_{IDF} = differential input voltage rating

V_{IO} = input offset voltage

V_S = dc supply voltage

RIGHT HAND PAGE

Lead out coding summary (details at APP.G.) for different cases (APP.F.)

A = gain adjust

B = bias adjust

C = case

E- = inverting input

E+ = non-inverting input

F,F* = input frequency compensation

G = ground

J = high level input

K = output, open collector

L = output, open emitter

M = metal case

N = not connected

Q = special terminal

R,R* = outputs

S = strobe

T,T* = offset balance

V+ = +ve dc supply

V- = -ve dc supply

W = guard ring

X = blank position, no lead

+ + = +ve supplementary dc supply

- - = -ve supplementary dc supply

ϕ, ϕ^* = output frequency compensation

CASE (APP F.)	LD 1	LD 2	LD 3	LD 4	LD 5	LD 6	LD 7	LD 8	LD 9	LD 10	LD 11	LD 12	LD 13	LD 14	LD 15	LD 16	EUROPE SUBSTITUTION	USA SUBSTITUTION	ISS	TYPE NUMBER	
FLP-14/3G	N	ϕ	T	E-	E+	N	N	N	M	V-	T*	R	V+	N	.	.	.	HA9-2502	0	2502(FLP)	
T05-8/1M	T	E-	E+	V-	T*	R	V+	ϕ	HA2-2502	0	2502(T05)	
FLP-14/3G	N	ϕ	T	E-	E+	N	N	N	M	V-	T*	R	V+	N	.	.	.	HA9-2505	0	2505(FLP)	
T05-8/1M	T	E-	E+	V-	T*	R	V+	ϕ	HA2-2505	0	2505(T05)	
FLP-14/3G	N	ϕ	T	E-	E+	N	N	N	W	V-	T*	R	V+	N	.	.	.	HA9-2520	0	2520(FLP)	
T05-8/1M	T	E-	E+	V-	T*	R	V+	ϕ	HA2-2520	0	2520(T05)	
FLP-14/3G	N	ϕ	T	E-	E+	N	N	N	W	V-	T*	R	V+	N	.	.	.	HA9-2522	0	2522(FLP)	
T05-8/1M	T	E-	E+	V-	T*	R	V+	ϕ	HA2-2522	0	2522(T05)	
FLP-14/3G	N	ϕ	T	E-	E+	N	N	N	C	V-	T*	R	V+	N	.	.	.	HA9-2525	0	2525(FLP)	
T05-8/1M	T	E-	E+	V-	T*	R	V+	ϕ	HA2-2525	0	2525(T05)	
T05-8/1M	T	E-	E+	V-	T*	R	V+	MW	0	2740BE	
T05-8/1M	T	E-	E+	V-	T*	R	V+	MW	0	2740CE	
T05-8/1M	T	E-	E+	V-	T*	R	V+	MW	0	2740DE	
T05-8/1M	F	E-	E+	V-M	N	R	V+	F*	SFC2108A	LM108AH	0	3051	
T05-8/1M	F	E-	E+	V-M	N	R	V+	F*	SFC2108A	LM108AH	0	3052	
T05-8/1M	F	E-	E+	V-M	N	R	V+	F*	SFC2108A	LM108AH	0	3053	
T05-8/1M	F	E-	E+	V-M	N	R	V+	F*	SFC2108M	LM108H	0	3055	
T05-8/1M	F	E-	E+	V-M	N	R	V+	F*	SFC2108M	LM108H	0	3056	
T05-8/1M	F	E-	E+	V-M	N	R	V+	F*	SFC2108M	LM108H	0	3057	
T05-8/1M	T	E-	E+	V-	T*	R	V+	N	0	3268/14	
T05-8/1M	T	E-	E+	V-	T*	R	V+	N	3268/14	0	3269/14	
DIM-7/5P	E+	E-	V+	G	V-	R	T	0	3291/14	
DIM-7/5P	E+	E-	V+	G	V-	R	T	3291/14	0	3292/14
DIM-7/5P	E+	E-	V+	G	V-	R	T	3292/14	0	3293/14
DIL-14/1P	R1	R2	V+	E-	E+	E-1	E+1	E-4	E+4	E-3	E+3	G	R3	R4	.	.	LM3302J	MC3302L	0	3302J	
DIM-14/1P	X	X	X	X	E+	X	V-	X	X	R	X	X	X	V+	0	3329/03	
DIM-7/5P	E+	E-	V+	G	V-	R	T	0	3400A	
DIM-7/5P	E+	E-	V+	G	V-	R	T	0	3400B	
T05-8/1M	T	E-	E+	V-M	T*	R	V+	N	RC1556AT	0	3500A	
DIL-8/1P	T	E-	E+	V-	T*	R	V+	N	RC1556ANB	0	3500AN	
T05-8/1M	T	E-	E+	V-M	T*	R	V+	N	RM1556AT	0	3500B	
DIL-8/1P	T	E-	E+	V-	T*	R	V+	N	RC1556ANB	0	3500BN	
T05-8/1M	T	E-	E+	V-M	T*	R	V+	N	RM1556AT	0	3500C	
DIL-8/1P	T	E-	E+	V-	T*	R	V+	N	RC1556ANB	0	3500CN	
T05-8/1M	T	E-	E+	V-M	T*	R	V+	N	0	3500E	
T05-8/1M	T	E-	E+	V-M	T*	R	V+	N	0	3500MP(PAIR)	
T05-8/1M	T	E-	E+	V-M	T*	R	V+	N	RM1556AT	0	3500R	
T05-8/1M	T	E-	E+	V-M	T*	R	V+	N	RC1556AT	0	3500S	
T05-8/1M	T	E-	E+	V-M	T*	R	V+	N	RM1556AT	0	3500T	
T05-8/1M	T	E-	E+	V-M	T*	R	V+	N	RC4131T	0	3501A	
T05-8/1M	T	E-	E+	V-M	T*	R	V+	N	RC4131T	0	3501B	
T05-8/1M	T	E-	E+	V-M	T*	R	V+	N	RM4131T	0	3501C	
T05-8/1M	T	E-	E+	V-M	T*	R	V+	N	RM4131T	0	3501R	
T05-8/1M	T	E-	E+	V-M	T*	R	V+	N	RM4131T	0	3501S	
T05-8/1M	T	E-	E+	V-M	T*	R	V+	N	3503B	0	3503A	
T05-8/1M	T	E-	E+	V-M	T*	R	V+	N	0	3503B	
T05-8/1M	T	E-	E+	V-M	T*	R	V+	N	3503S	0	3503R	
T05-8/1M	T	E-	E+	V-M	T*	R	V+	N	0	3503S	
T05-8/1M	T	E-	E+	V-	T*	R	V+	N	0	3505J	
T05-8/1M	T	E-	E+	V-	T*	R	V+	N	0	3506J	
T05-8/1M	T	E-	E+	V-	T*	R	V+	ϕ	0	3507J	
T05-8/1M	T	E-	E+	V-	T*	R	V+	ϕ	0	3508J	
T05-8/1M	T	E-	E+	V-	T*	R	V+	M	0	3521H	
T05-8/1M	T	E-	E+	V-	T*	R	V+	M	0	3521J	
T05-8/1M	T	E-	E+	V-	T*	R	V+	M	0	3521K	
T05-8/1M	T	E-	E+	V-	T*	R	V+	M	0	3521L	
T05-8/1M	T	E-	E+	V-	T*	R	V+	M	0	3521R	
T05-8/1M	T	E-	E+	V-	T*	R	V+	M	3522K	0	3522J	
T05-8/1M	T	E-	E+	V-	T*	R	V+	M	3522L	0	3522K	
T05-8/1M	T	E-	E+	V-	T*	R	V+	M	0	3522L	

TYPE NUMBER	MFR	APP	COMP	GBP MIN	SLEW RATE MIN	V _{S+} MAX	V _{S-} MAX	T _{OP} MAX	A _{VOL} MIN	V _{IO} MAX	I _B MAX	I _{IO} MAX	P _{TOT} MAX	I _{OUT} MIN	V _{OUT} MIN	V _{ICM} MAX	V _{IDF} MAX	dV _{IO} /dT MAX	P _O MAX	I _O MAX	CM RR MIN	PS RR MIN	R _{IN} MIN
3522S	BUJ	LBC	INT	.3MHZ	0.6V/US	+20V	-20V	125C	94dB	500uV	5pa	1pa	.	10MA	10V	15V	20V	25uV/C	.	4MA	80dB	80dB	10G
3523J	BUJ	LBC	INT	.3MHZ	0.6V/US	+20V	-20V	70C	94dB	1MV	0.5pa	0.2pa	.	10MA	10V	15V	20V	50uV/C	.	4MA	70dB	80dB	100G
3523K	BUJ	LBC	INT	.3MHZ	0.6V/US	+20V	-20V	70C	94dB	500uV	.25pa	0.1pa	.	10MA	10V	15V	20V	25uV/C	.	4MA	70dB	80dB	100G
3523L	BUJ	LBC	INT	.3MHZ	0.6V/US	+20V	-20V	70C	94dB	500uV	0.1pa	.05pa	.	10MA	10V	15V	20V	25uV/C	.	4MA	70dB	80dB	100G
3540J	BUJ	FET	INT	.3MHZ	6V/US	+18V	-18V	70C	86dB	50MV	50pa	0.5pa	.	5MA	10V	13V	18V	75uV/C	.	6MA	70dB	60dB	1G
3542J	BUJ	FET	INT	.3MHZ	.15V/US	+20V	-20V	70C	88dB	20MV	25pa	2pa	.	10MA	10V	15V	20V	50uV/C	.	4MA	70dB	74dB	10G
3542S	BUJ	FET	INT	.3MHZ	.15V/US	+20V	-20V	125C	88dB	20MV	25pa	2pa	.	10MA	10V	15V	20V	50uV/C	.	4MA	70dB	74dB	10G
3550J	BUJ	XSR	INT	.3MHZ	65V/US	+20V	-20V	70C	90dB	1MV	100pa	.	.	10MA	10V	15V	20V	50uV/C	.	11MA	70dB	56dB	10G
3550K	BUJ	XSR	INT	.6MHZ	100V/US	+20V	-20V	70C	90dB	1MV	100pa	.	.	10MA	10V	15V	20V	50uV/C	.	11MA	70dB	56dB	10G
3550S	BUJ	XSR	INT	.3MHZ	65V/US	+20V	-20V	125C	90dB	1MV	100pa	.	.	10MA	10V	15V	20V	50uV/C	.	11MA	70dB	56dB	10G
3551J	BUJ	WBA	EXT	20MHZ	100V/US	+20V	-20V	70C	90dB	1MV	100pa	.	.	10MA	10V	15V	20V	50uV/C	.	11MA	60dB	56dB	10G
3551S	BUJ	WBA	EXT	20MHZ	100V/US	+20V	-20V	125C	90dB	1MV	100pa	.	.	10MA	10V	15V	20V	50uV/C	.	11MA	60dB	56dB	10G
3553AM	BUJ	VFA	INT	10MHZ	.	+20V	-20V	85C	0dB	0.2A	10V	20V	10G
3554AM	BUJ	XSR	EXT	.3GHZ	1KV/US	+18V	-18V	70C	96dB	1MV	100pa	.	.	50MA	10V	13V	18V	25uV/C	.	30MA	50dB	56dB	10G
3554BM	BUJ	XSR	EXT	.3GHZ	1KV/US	+18V	-18V	70C	96dB	0.5MV	100pa	.	.	50MA	10V	13V	18V	5uV/C	.	30MA	50dB	56dB	10G
3554SM	BUJ	XSR	EXT	.3GHZ	1KV/US	+18V	-18V	125C	96dB	1MV	50pa	.	.	50MA	10V	13V	18V	25uV/C	.	30MA	50dB	56dB	10G
3571AM	BUJ	HPO	EXT	.2MHZ	1V/US	+40V	-40V	85C	94dB	2MV	100pa	.	.	2A	30V	30V	40V	40uV/C	.	25MA	80dB	.	10G
3572AM	BUJ	HPO	EXT	.2MHZ	1V/US	+40V	-40V	85C	94dB	2MV	100pa	.	.	5A	30V	30V	40V	40uV/C	.	25MA	80dB	.	10G
3580J	BUJ	HVO	INT	.2MHZ	5V/US	+35V	-35V	70C	96dB	10MV	50pa	.	.	60MA	30V	30V	35V	30uV/C	.	10MA	76dB	.	10G
3581J	BUJ	HVO	INT	.2MHZ	6V/US	+75V	-75V	70C	102dB	3MV	20pa	.	.	30MA	70V	65V	75V	25uV/C	.	8MA	100dB	.	10G
3582J	BUJ	HVO	INT	.2MHZ	6V/US	150V	150V	70C	108dB	3MV	20pa	.	.	15MA	145V	140V	150V	25uV/C	.	7MA	100dB	.	10G
3583AM	BUJ	HVO	INT	.2MHZ	10V/US	150V	150V	85C	108dB	3MV	20pa	.	.	75MA	145V	150V	150V	25uV/C	.	9MA	100dB	.	10G
3583JM	BUJ	HVO	INT	.2MHZ	10V/US	150V	150V	70C	108dB	3MV	20pa	.	.	75MA	145V	140V	150V	25uV/C	.	9MA	100dB	.	10G
3621J	BUJ	FET	INT	.	0.1V/US	+18V	-18V	85C	66dB	2MV	10pa	.	.	10MA	10V	8V	.	50uV/C	.	5MA	100dB	80dB	1G
3621K	BUJ	FET	INT	.	0.1V/US	+18V	-18V	85C	66dB	2MV	10pa	.	.	10MA	10V	8V	.	15uV/C	.	5MA	100dB	80dB	1G
3621L	BUJ	FET	INT	.	0.1V/US	+18V	-18V	85C	66dB	2MV	10pa	.	.	10MA	10V	8V	.	5uV/C	.	5MA	100dB	80dB	1G
3625A	BUJ	PIA	INT	.	0.3V/US	+18V	-18V	85C	60dB	.25MV	60NA	.	.	5MA	10V	10V	.	4uV/C	.	8MA	74dB	100dB	1G
3625B	BUJ	PIA	INT	.	0.3V/US	+18V	-18V	85C	60dB	.25MV	60NA	.	.	5MA	10V	10V	.	2uV/C	.	8MA	74dB	100dB	1G
3625C	BUJ	PIA	INT	.	0.3V/US	+18V	-18V	85C	60dB	.25MV	60NA	.	.	5MA	10V	10V	.	1.5uV/C	.	8MA	74dB	100dB	1G
4009	OAU	HVO	INT	10MHZ	3V/US	+36V	-36V	125C	50dB	100MV	1uA	.	.	5MA	30V	30V	.	500uV/C	500MW	12MA	70dB	.	10K
4131(CHP)	RAU	GPK	INT	1MHZ	.	+22V	-22V	125C	94dB	2MV	50NA	10NA	.	7MA	16V	15V	30V	15uV/C	.	2MA	80dB	80dB	2M2
4136(CHP)	RAU	GQK	INT	.2MHZ	0.5V/US	+22V	-22V	125C	94dB	5MV	500NA	200NA	.	5MA	12V	15V	30V	.	340MW	.	70dB	76dB	300K
4250C(T05)	ING	PRA	INT	.	.	+18V	-18V	70C	95dB	6MV	75NA	20NA	500MWF	1MA	12V	15V	30V	.	3MW	.	70dB	74dB	.
4250(T05)	ING	PRA	INT	.	.	+18V	-18V	125C	100dB	5MV	50NA	10NA	500MWF	1MA	12V	15V	30V	.	2.7MW	90UA	70dB	76dB	.
4253	TEU	LVD	INI	.	.	+18V	-18V	85C	80dB	1MV	10pa	.	.	5MA	10V	18V	36V	2uV/C	.	16MA	76dB	110dB	1T
4253-01	TEU	LVD	INT	.	.	+18V	-18V	85C	80dB	0.5MV	10pa	.	.	5MA	10V	18V	36V	1uV/C	.	16MA	80dB	110dB	1T
4531(CHP)	RAU	HSR	EXT	.	10V/US	+22V	-22V	125C	94dB	5MV	500NA	200NA	.	5MA	10V	12V	15V	.	210MW	7MA	70dB	76dB	300K
4558(CHP)	RAU	DGK	INT	.	0.2V/US	+22V	-22V	125C	94dB	5MV	500NA	200NA	.	5MA	12V	15V	30V	.	170MW	.	70dB	76dB	300K
4739(CHP)	RAU	DLN	EXT	.	0.3V/US	+18V	-18V	70C	86dB	6MV	500NA	200NA	.	5MA	12V	15V	30V	.	170MW	.	70dB	74dB	300K
8001C(T05)	ING	CPR	EXT	.	.	+18V	-18V	125C	84dB	3MV	100NA	20NA	500MWF	.	3V	18V	15V	20uV/C	60MW	.	70dB	70dB	3M
8007AC	ING	FET	INT	.3MHZ	2.5V/US	+18V	-18V	70C	86dB	30MV	1pa	0.5pa	500MWF	5MA	12V	15V	30V	50uV/C	180MW	6MA	86dB	74dB	0.5T
8007AM	ING	FET	INT	.3MHZ	2.5V/US	+18V	-18V	125C	86dB	30MV	1pa	0.5pa	500MWF	5MA	12V	15V	30V	50uV/C	156MW	5MA	86dB	74dB	0.5T
8007C	ING	FET	INT	.3MHZ	2V/US	+18V	-18V	70C	86dB	50MV	50pa	5pa	500MWF	5MA	12V	15V	30V	75uV/C	180MW	6MA	70dB	64dB	0.5T
8007C-1	ING	FET	INT	.3MHZ	3V/US	+18V	-18V	70C	94dB	2MV	10pa	5pa	500MWF	5MA	12V	15V	30V	5uV/C	180MW	6MA	70dB	70dB	0.1T
8007C-2	ING	FET	INT	.3MHZ	3V/US	+18V	-18V	70C	94dB	2MV	10pa	5pa	500MWF	5MA	12V	15V	30V	15uV/C	180MW	6MA	70dB	70dB	0.1T
8007C-3	ING	FET	INT	.3MHZ	3V/US	+18V	-18V	70C	94dB	4MV	20pa	5pa	500MWF	5MA	12V	15V	30V	30uV/C	180MW	6MA	70dB	70dB	0.1T
8007C-4	ING	FET	INT	.3MHZ	3V/US	+18V	-18V	70C	94dB	10MV	10pa	5pa	500MWF	5MA	12V	15V	30V	10uV/C	180MW	6MA	70dB	70dB	0.1T
8007C-5	ING	FET	INT	.3MHZ	3V/US	+18V	-18V	70C	94dB	10MV	10pa	5pa	500MWF	5MA	12V	15V	30V	15uV/C	180MW	6MA	70dB	70dB	0.1T
8007M	ING	FET	INT	.3MHZ	2V/US	+18V	-18V	125C	94dB	20MV	20pa	2pa	500MWF	5MA	12V	15V	30V	75uV/C	156MW	5MA	70dB	70dB	0.5T
8007M-2	ING	FET	INT	.3MHZ	3V/US	+18V	-18V	125C	94dB	2MV	10pa	5pa	500MWF	5MA	12V	15V	30V	15uV/C	156MW	6MA	70dB	70dB	100G
8007M-5	ING	FET	INT	.3MHZ	3V/US	+18V	-18V	125C	94dB	10MV	10pa	5pa	500MWF	5MA	12V	15V	30V	15uV/C	156MW	6MA	70dB	70dB	100G
8008C(DIL8)	ING	GPK	INT	.	0.1V/US	+15V	-15V	70C	86dB	6MV	25NA	20NA	500MWF	5MA	12V	15V	30V	75uV/C	85MW	3MA	70dB	76dB	5M
8008C(T05)	ING	GPK	INT	.	0.1V/US	+15V	-15V	70C	86dB	6MV	25NA	20NA	500MWF	5MA	12V	15V	30V	75uV/C	85MW	3MA	70dB	76dB	5M
8008M(T05)	ING	GPK	INT	.	0.1V/US	+15V	-15V	125C	86dB	5MV	10NA	5NA	500MWF	5MA	12V	15V	30V	35uV/C	85MW	3MA	70dB	76dB	5M
8021C	ING	PRA	INT	.1MHZ	0.3V/US	+18V	-18V	70C	94dB	6MV	30NA	10NA	300MWF	1MA	12V	15V	15V	25uV/C	0.6MW	.	70dB	76dB	3M
8021M	ING	PRA	INT	.1MHZ	.03V/US	+18V	-18V	125C	94dB	3MV	20NA	7.5NA	300MWF	1MA	12V	15V	15V	25uV/C	0.48MW	.	70dB	76dB	3M
8022C	ING	DDR	INT	.1MHZ	.03V/US	+18V	-18V	70C	94dB	6MV													

For detailed explanations of column heading notations, see App. A.

Also for ready references the more important abbreviations used in the column headings are listed below:

LEFT HAND PAGE

APP = application

(codes at APP.E.)

CMRR = common mode rejection ratio

CMP = compensation (frequency)

dV_{IO}/dT = input offset voltage temperature drift

GBP = gain bandwidth product

I_b = input bias current

I_{IO} = input bias offset current

I_Q = quiescent supply current

MFR = manufacturer (codes at App.C.)

P_Q = quiescent power consumer

PSRR = power supply rejection ratio

V_{ICM} = common mode input voltage rating

V_{IDF} = differential input voltage rating

V_{IO} = input offset voltage

V_S = dc supply voltage

RIGHT HAND PAGE

Lead out coding summary (details at APP.G.) for different cases (APP.F.)

A = gain adjust

B = bias adjust

C = case

E- = inverting input

E+ = non-inverting input

F,F* = input frequency compensation

G = ground

J = high level input

K = output, open collector

L = output, open emitter

M = metal case

N = not connected

Q = special terminal

R,R* = outputs

S = strobe

T,T* = offset balance

V+ = +ve dc supply

V- = -ve dc supply

W = guard ring

X = blank position, no lead

+ + = +ve supplementary dc supply

- - = -ve supplementary dc supply

ϕ,ϕ^* = output frequency compensation

CASE (APP F)	LD 1	LD 2	LD 3	LD 4	LD 5	LD 6	LD 7	LD 8	LD 9	LD 10	LD 11	LD 12	LD 13	LD 14	LD 15	LD 16	EUROPE SUBSTITUTION	USA SUBSTITUTION	IS	TYPE NUMBER	
T05-8/1M	T	E-	E+	V-	T*	R	V+	M	0	3522S	
T05-8/1M	T	E-	E+	V-	T*	R	V+	M	3523K	0	3523J	
T05-8/1M	T	E-	E+	V-	T*	R	V+	M	3523L	0	3523K	
T05-8/1M	T	E-	E+	V-	T*	R	V+	M	0	3523L	
T05-8/1M	T	E-	E+	V-	T*	R	V+	N	0	3540J	
T05-8/1M	T	E-	E+	V-	T*	R	V+	M	3542S	0	3542J	
T05-8/1M	T	E-	E+	V-	T*	R	V+	M	0	3542S	
T05-8/1M	T	E-	E+	V-	T*	R	V+	M	0	3550J	
T05-8/1M	T	E-	E+	V-	T*	R	V+	M	0	3550K	
T05-8/1M	T	E-	E+	V-	T*	R	V+	M	0	3550S	
T05-8/1M	T	E-	E+	V-	T*	R ϕ	V+	ϕ^*	0	3551J	
T05-8/1M	T	E-	E+	V-	T*	R ϕ	V+	ϕ^*	0	3551S	
T03-8/2M	N	V+	R	E+	N	N	V-	N	0	3553AM	
T03-8/2M	R ϕ	V+	ϕ^*	T	E-	E+	V-	T*	0	3554AM	
T03-8/2M	R ϕ	V+	ϕ^*	T	E-	E+	V-	T*	0	3554BM	
T03-8/2M	R ϕ	V+	ϕ^*	T	E-	E+	V-	T*	0	3554SM	
T03-8/2M	R	Q	V+	E+	E-	V-	ϕ	Q*	3572AM	0	3571AM	
T03-8/2M	R	Q	V+	E+	E-	V-	ϕ	Q*	0	3572AM	
T03-8/2M	R	V+	T	T*	E-	E+	V-	N	3581J	0	3580J	
T03-8/2M	R	V+	T	T*	E-	E+	V-	N	3582J	0	3581J	
T03-8/2M	R	V+	T	T*	E-	E+	V-	N	0	3582J	
T03-8/2M	R	V+	T	T*	E-	E+	V-	N	0	3582J	
T03-8/2M	R	V+	T	T*	E-	E+	V-	N	0	3583AM	
DIM-9/5P	A	E+	E-	T	V+	G	V-	R	A*	3621K	0	3621J	
DIM-9/5P	A	E+	E-	T	V+	G	V-	R	A*	3621L	0	3621K	
DIM-9/5P	A	E+	E-	T	V+	G	V-	R	A*	0	3621L	
DIM-9/5P	A	E+	E-	T	V+	G	V-	R	A*	3625C	0	3625A	
DIM-9/5P	A	E+	E-	T	V+	G	V-	R	A*	3625A	0	3625B	
DIM-9/5P	A	E+	E-	T	V+	G	V-	R	A*	0	3625C	
T05-8/1M	E-	V+	R	N	N	V-	N	E+	0	4009	
CHP	0	4131(CHP)	
CHP	0	4136(CHP)	
T05-8/1M	T	E-	E+	V-	T*	R	V+	B	SG4250CT	LM4250CH	0	4250C(T05)	
T05-8/1M	T	E-	E+	V-	T*	R	V+	B	SG4250T	LM4250OH	0	4250(T05)	
DIM-11/5P	A	E+	E-	A*	V+	G	V-	R	T	Q	Q*	4253-01	0	4253	
DIM-11/5P	A	E+	E-	A*	V+	G	V-	R	T	Q	Q*	0	4253-01	
CHP	0	4531(CHP)	
CHP	0	4558(CHP)	
CHP	0	4739(CHP)	
T05-10/1M	E-	N	T	T*	V-M	G	R	V+	++	E+	ICL8001CTZ	0	8001C(T05)	
T05-10/1M	E-	N	T	T*	V-M	G	R	V+	++	E+	ICL8001MTZ	0	8001(T05)
T05-8/1M	T	E-	E+	V-	T*	R	V+	MW	ICL8007AC	0	8007AC	
T05-8/1M	T	E-	E+	V-	T*	R	V+	MW	ICL8007AM	0	8007AM	
T05-8/1M	T	E-	E+	V-	T*	R	V+	N	ICL8007CTV	0	8007C	
T05-8/1M	N	E-	E+	V-M	N	R	V+	N	ICL8007C1	0	8007C-1	
T05-8/1M	N	E-	E+	V-M	N	R	V+	N	ICL8007C-2	0	8007C-2	
T05-8/1M	N	E-	E+	V-M	N	R	V+	N	ICL8007C-3	0	8007C-3	
T05-8/1M	T	E-	E+	V-M	T*	R	V+	N	ICL8007C-4	0	8007C-4	
T05-8/1M	T	E-	E+	V-M	T*	R	V+	N	ICL8007C-5	0	8007C-5	
T05-8/1M	T	E-	E+	V-	T*	R	V+	N	ICL8007MTV	0	8007M	
T05-8/1M	N	E-	E+	V-M	N	R	V+	N	ICL8007M-2	0	8007M-2	
T05-8/1M	T	E-	E+	V-M	T*	R	V+	N	ICL8007M-5	0	8007M-5	
DIL-8/1P	T	E-	E+	V-	T*	R	V+	N	ICL8008CPA	0	8008C(DIL8)	
T05-8/1M	T	E-	E+	V-	T*	R	V+	N	ICL8008CTY	0	8008C(T05)	
T05-8/1M	T	E-	E+	V-	T*	R	V+	N	ICL8008MTY	0	8008M(T05)	
T05-8/1M	T	E-	E+	V-	T*	R	V+	B	LM4250CH	ICL8021CTA	0	8021C	
T05-8/1M	T	E-	E+	V-	T*	R	V+	B	LM4250CH	ICL8021MTA	0	8021M	
DIL-14/1C	E+1	V-	T1	R1	R2	B2	T2	E-2	E+2	T*2	V+	B1	T*1	E-1	.	.	.	ICL8022CDD	0	8022C	
DIL-14/1C	E+1	V-	T1	R1	R2	B2	T2	E-2	E+2	T*2	V+	B1	T*1	E-1	.	.	.	ICL8022MDD	0	8022M	
DIL-16/1C	N	E-1	E+1	R2	V23	B3	E-3	E+3	V-	R3	B2	E-2	E+2	R1	V+1	B1	.	ICL8023CDE	0	8023C	

TYPE NUMBER	MFR	APP	COMP	GBP MIN	SLEW RATE MIN	V _{S+} MAX	V _{S-} MAX	T _{OP} MAX	A _{VOL} MIN	V _{IO} MAX	I _B MAX	I _{IO} MAX	P _{TOT} MAX	I _{OUT} MIN	V _{OUT} MIN	V _{ICM} MAX	V _{IDF} MAX	dV _{IO} /dT MAX	P _O MAX	I _O MAX	CM RR MIN	PS RR MIN	R _{IN} MIN
8023M	ING	TPR	INT	.1MHZ	.03V/uS	+18V	-18V	125C	94dB	3MV	20NA	7.5NA	300MWF	1MA	12V	15V	15V	25V/C	.48MW	7MA	70dB	76dB	3M
8043C-DIL/C	ING	DFE	INT	.3MHZ	2V/uS	+18V	-18V	70C	86dB	50MV	50PA	5PA	500MWF	5MA	12V	15V	30V	75V/C	204MW	7MA	70dB	64dB	0.5T
8043C-DIL/P	ING	DFE	INT	.3MHZ	2V/uS	+18V	-18V	70C	86dB	50MV	50PA	5PA	500MWF	5MA	12V	15V	30V	75V/C	204MW	7MA	70dB	64dB	0.5T
8043M	ING	DFE	INT	.3MHZ	2V/uS	+18V	-18V	125C	94dB	20MV	20PA	2PA	500MWF	5MA	12V	15V	30V	75V/C	180MW	6MA	70dB	70dB	0.5T
9905	OTU	VFA	INT	15MHZ	1KVV/uS	+18V	-18V	125C	0dB	.	100PA	.	.	0.1A	10V	.	10V	300V/C	240MW	8MA	.	54dB	100G
9906	OTU	XSR	EXT	.1GHZ	250V/uS	+18V	-18V	125C	57dB	10MV	10UA	3UA	.	5MA	10V	10V	5V	150V/C	600MW	20MA	50dB	50dB	50K
9908	OTU	FET	INT	1GHZ	200V/uS	+18V	-18V	125C	50dB	.	300PA	100PA	.	5MA	10V	11V	15V	3V/C	360MW	12MA	500dB	600dB	100G
9910	OTU	VFA	INT	.	2KVV/uS	+18V	-18V	125C	50dB	20UA	20UA	.	.	0.1A	10V	12V	.	100V/C	150MW	5MA	.	.	1M D
9916	OTU	XSR	INT	.2GHZ	300V/uS	+20V	-20V	125C	60dB	30MV	30UA	10UA	.	5MA	5V	1V	5V	150V/C	450MW	15MA	50dB	50dB	10K
AD0042C	ANU	FET	INT	.2MHZ	1.2V/uS	+18V	-18V	70C	88dB	20MV	50PA	.	.	10MA	12V	10V	20V	25V/C	.	4MA	70dB	68dB	0.1T
AD101A(FLP)	ANU	GPU	EXT	.	.	+22V	-22V	125C	94dB	2MV	75NA	10NA	500MWF	5MA	12V	15V	30V	15V/C	.	3MA	80dB	80dB	1.5M
AD101A(T099)	ANU	GPU	EXT	.	.	+22V	-22V	125C	94dB	2MV	75NA	10NA	500MWF	5MA	12V	15V	30V	15V/C	.	3MA	80dB	80dB	1.5M
AD108	ANU	SBA	EXT	.	.	+20V	-20V	125C	96dB	2MV	2NA	0.2NA	500MWF	1MA	13V	15V	1V	15V/C	.	6MA	85dB	80dB	30M
AD108A	ANU	SBA	EXT	.	.	+20V	-20V	125C	98dB	0.5MV	2NA	0.2NA	500MWF	1MA	13V	15V	1V	5V/C	.	6MA	96dB	96dB	30M
AD111	ANU	CPR	EXT	.	.	+18V	-18V	125C	100dB	3MV	100NA	10NA	500MWF	.	.	15V	30V	.	.	6MA	.	.	.
AD201A(FLP)	ANU	GPU	EXT	.	.	+22V	-22V	85C	94dB	2MV	75NA	10NA	500MWF	5MA	12V	15V	30V	15V/C	.	3MA	80dB	80dB	500K
AD201A(MDP)	ANU	GPU	EXT	.	.	+22V	-22V	70C	94dB	2MV	75NA	10NA	500MWF	5MA	12V	15V	30V	30V/C	.	3MA	70dB	70dB	500K
AD301AL-MDIP	ANU	GPU	EXT	.2MHZ	.05V/uS	+18V	-18V	70C	98dB	0.5MV	30NA	5NA	.	5MA	12V	15V	15V	5V/C	.	3MA	90dB	90dB	1M5
AD301AL-T099	ANU	GPU	EXT	.2MHZ	.05V/uS	+18V	-18V	70C	98dB	0.5MV	30NA	5NA	.	5MA	12V	15V	15V	5V/C	.	3MA	90dB	90dB	1M5
AD201A(T099)	ANU	GPU	EXT	.	.	+22V	-22V	85C	94dB	2MV	75NA	10NA	500MWF	5MA	12V	15V	30V	15V/C	.	3MA	80dB	80dB	500K
AD208	ANU	SBA	EXT	.	.	+20V	-20V	85C	96dB	2MV	2NA	0.2NA	500MWF	1MA	13V	15V	1V	15V/C	.	6MA	85dB	80dB	30M
AD208A	ANU	SBA	EXT	.	.	+20V	-20V	85C	98dB	0.5MV	2NA	0.2NA	500MWF	1MA	13V	15V	1V	5V/C	.	6MA	96dB	96dB	30M
AD211	ANU	CPR	EXT	.	.	+18V	-18V	85C	100dB	3MV	100NA	10NA	500MWF	.	.	15V	30V	.	.	6MA	.	.	.
AD301A(MDIP)	ANU	GPU	EXT	.	.	+18V	-18V	70C	88dB	7.5MV	250NA	50NA	500MWF	5MA	12V	15V	30V	30V/C	.	3MA	70dB	70dB	500K
AD301A(T099)	ANU	GPU	EXT	.	.	+18V	-18V	70C	88dB	7.5MV	250NA	50NA	500MWF	5MA	12V	15V	30V	30V/C	.	3MA	70dB	70dB	500K
AD308	ANU	SBA	EXT	.	.	+18V	-18V	70C	88dB	7.5MV	7NA	1NA	500MWF	1MA	13V	15V	1V	30V/C	.	6MA	80dB	80dB	10M
AD308A	ANU	SBA	EXT	.	.	+18V	-18V	70C	98dB	0.5MV	7NA	1NA	500MWF	1MA	13V	15V	1V	5V/C	.	6MA	96dB	96dB	10M
AD311(DIL-8)	ANU	CPR	EXT	.	.	+18V	-18V	70C	100dB	7.5MV	250NA	50NA	500MWF	.	.	15V	30V	.	.	8MA	.	.	.
AD311(T099)	ANU	CPR	EXT	.	.	+18V	-18V	70C	100dB	7.5MV	250NA	50NA	500MWF	.	.	15V	30V	.	.	8MA	.	.	.
AD351J	ANU	CPR	INT	.	.	+18V	-18V	70C	84dB	6MV	250NA	.	.	.	3V	10V	30V	20V/C	.	.	70dB	.	1M
AD351K	ANU	CPR	INT	.	.	+18V	-18V	70C	84dB	6MV	250NA	.	.	.	3V	10V	30V	5V/C	.	.	70dB	.	1M
AD351S	ANU	CPR	INT	.	.	+18V	-18V	125C	84dB	6MV	250NA	.	.	.	3V	10V	30V	10V/C	.	.	70dB	.	1M
AD501A	ANU	FET	INT	.8MHZ	3V/uS	+18V	-18V	85C	88dB	2MV	25PA	.	.	5MA	12V	10V	.	75V/C	.	9MA	70dB	60dB	10G
AD501B	ANU	FET	INT	.8MHZ	3V/uS	+18V	-18V	85C	88dB	1MV	10PA	.	.	5MA	12V	10V	.	25V/C	.	9MA	70dB	60dB	10G
AD501C	ANU	FET	INT	.8MHZ	3V/uS	+18V	-18V	85C	88dB	1MV	5PA	.	.	5MA	12V	10V	.	25V/C	.	9MA	70dB	60dB	10G
AD502J	ANU	GPK	INT	.2MHZ	0.1V/uS	+18V	-18V	125C	86dB	6MV	25NA	12NA	.	5MA	10V	10V	18V	40V/C	.	3MA	70dB	76dB	25M
AD502K	ANU	GPK	INT	.2MHZ	0.1V/uS	+18V	-18V	125C	86dB	5MV	7NA	4NA	.	5MA	10V	10V	18V	20V/C	.	3MA	70dB	76dB	25M
AD502L	ANU	GPK	INT	.2MHZ	0.1V/uS	+18V	-18V	125C	86dB	5MV	4NA	1NA	.	5MA	10V	10V	18V	10V/C	.	3MA	70dB	76dB	25M
AD503J	ANU	FET	INT	.3MHZ	3V/uS	+18V	-18V	70C	86dB	50MV	15PA	.	.	5MA	12V	10V	3V	75V/C	.	7MA	70dB	68dB	10G
AD503K	ANU	FET	INT	.3MHZ	3V/uS	+18V	-18V	70C	94dB	20MV	10PA	.	.	5MA	12V	10V	3V	25V/C	.	7MA	80dB	74dB	10G
AD503S	ANU	FET	INT	.3MHZ	3V/uS	+22V	-22V	125C	94dB	20MV	10PA	.	.	5MA	12V	10V	3V	50V/C	.	7MA	80dB	74dB	10G
AD504J	ANU	LNA	EXT	60KHZ	.02V/uS	+18V	-18V	70C	108dB	2.5MV	200NA	40NA	.	10MA	10V	18V	18V	5V/C	.	4MA	94dB	92dB	100K
AD504K	ANU	LNA	EXT	60KHZ	.02V/uS	+18V	-18V	70C	114dB	1.5MV	100NA	15NA	.	10MA	10V	18V	18V	3V/C	.	3MA	100dB	96dB	200K
AD504L	ANU	LNA	EXT	60KHZ	.02V/uS	+18V	-18V	70C	120dB	0.5MV	80NA	10NA	.	10MA	10V	18V	18V	1V/C	.	3MA	110dB	100dB	300K
AD504M	ANU	LNA	EXT	60KHZ	.02V/uS	+18V	-18V	70C	120dB	0.5MV	80NA	10NA	.	10MA	10V	18V	18V	0.5V/C	.	3MA	110dB	100dB	300K
AD504S	ANU	LNA	EXT	60KHZ	.02V/uS	+18V	-18V	125C	120dB	0.5MV	80NA	10NA	.	10MA	10V	18V	18V	1V/C	.	3MA	110dB	100dB	300K
AD505J	ANU	XSR	INT	3MHZ	120V/uS	+20V	-20V	85C	100dB	5MV	75NA	.	.	5MA	10V	.	10V	15V/C	.	8MA	.	60dB	400K
AD505K	ANU	XSR	INT	3MHZ	120V/uS	+20V	-20V	85C	108dB	2.5MV	75NA	.	.	5MA	10V	.	10V	15V/C	.	8MA	.	60dB	400K
AD505S	ANU	XSR	INT	3MHZ	120V/uS	+20V	-20V	125C	108dB	2.5MV	75NA	.	.	5MA	10V	.	10V	20V/C	.	8MA	.	60dB	400K
AD506J	ANU	FET	INT	.2MHZ	3V/uS	+18V	-18V	70C	86dB	3.5MV	15PA	.	.	5MA	12V	10V	4V	75V/C	.	7MA	70dB	74dB	10G
AD506K	ANU	FET	INT	.2MHZ	3V/uS	+18V	-18V	70C	94dB	1.5MV	10PA	.	.	5MA	12V	10V	4V	25V/C	.	7MA	80dB	80dB	10G
AD506L	ANU	FET	INT	.2MHZ	3V/uS	+18V	-18V	70C	98dB	1MV	5PA	.	.	5MA	12V	10V	4V	10V/C	.	7MA	80dB	80dB	10G
AD506S	ANU	FET	INT	.2MHZ	3V/uS	+22V	-22V	125C	94dB	1.5MV	10PA	.	.	5MA	12V	10V	4V	50V/C	.	7MA	80dB	80dB	10G
AD507J	ANU	WBA	EXT	10MHZ	20V/uS	+20V	-20V	70C	98dB	5MV	25NA	25NA	.	10MA	10V	11V	12V	15V/C	.	4MA	74dB	74dB	40M
AD507K	ANU	WBA	EXT	10MHZ	25V/uS	+20V	-20V	70C	100dB	3MV	15NA	15NA	.	10MA	10V	11V	12V	15V/C	.	4MA	80dB	80dB	40M
AD507S	ANU	WBA	EXT	10MHZ	20V/uS	+20V	-20V	125C	100dB	4MV	15NA	15NA	.	15MA	10V	11V	12V	20V/C	.	4MA	80dB	80dB	40M
AD508J	ANU	LVD	T	60KHZ	.02V/uS	+18V	-18V	70C	108dB	2.5MV	25NA	5NA	.	10MA	10V	18V	18V	3V/C	.	4MA	94dB	92dB	1M
AD509J	ANU	XSR	EXT	4MHZ	80V/uS	+20V	-20V	70C	78dB	10MV	250NA	50NA											

For detailed explanations of column heading notations, see App. A.

Also for ready references the more important abbreviations used in the column headings are listed below:

LEFT HAND PAGE

APP = application (codes at APP.E.)

CMRR = common mode rejection ratio

CMP = compensation (frequency)

dV_{IO}/dT = input offset voltage temperature drift

GBP = gain bandwidth product

I_B = input bias current

I_{IO} = input bias offset current

I_Q = quiescent supply current

MFR = manufacturer (codes at App.C.)

P_Q = quiescent power consumer

PSRR = power supply rejection ratio

V_{ICM} = common mode input voltage rating

V_{IDF} = differential input voltage rating

V_{IO} = input offset voltage

V_S = dc supply voltage

RIGHT HAND PAGE

Lead out coding summary (details at APP.G.) for different cases (APP.F.)

A = gain adjust

B = bias adjust

C = case

E- = inverting input

E+ = non-inverting input

F,F* = input frequency compensation

G = ground

J = high level input

K = output, open collector

L = output, open emitter

M = metal case

N = not connected

Q = special terminal

R,R* = outputs

S = strobe

T,T* = offset balance

V+ = +ve dc supply

V- = -ve dc supply

W = guard ring

X = blank position, no lead

++ = +ve supplementary dc supply

-- = -ve supplementary dc supply

ϕ,ϕ^* = output frequency compensation

CASE (APP. F.)	LD 1	LD 2	LD 3	LD 4	LD 5	LD 6	LD 7	LD 8	LD 9	LD 10	LD 11	LD 12	LD 13	LD 14	LD 15	LD 16	EUROPE SUBSTITUTION	USA SUBSTITUTION	ISS	TYPE NUMBER	
DIL-16/1C	N	E-1	E+1	R2	V23	B3	E-3	E+3	V-	R3	B2	E-2	E+2	R1	V+1	B1		ICL8023MDE	0	8023M	
DIL-16/1C	E+1	E-1	N	T1	T*1	V-	R1	N	N	R2	V+	T2	T*2	N	E-2	E+2		ICL8043CDE	0	8043C-DIL/C	
DIL-16/1P	E+1	E-1	N	T1	T*1	V-	R1	N	N	R2	V+	T2	T*2	N	E-2	E+2		ICL8043CPE	0	8043C-DIL/P	
DIL-16/1C	E+1	E-1	N	T1	T*1	V-	R1	N	N	R2	V+	T2	T*2	N	E-2	E+2		ICL8043MDE	0	8043M	
DIL-8/1P	V-2	N	E+	V-1	T	R	V+1	V+2												0	9905
DIL-8/1P	N	E-	E+	V-	F	R	V+	N												0	9906
DIL-8/1P	N	E-	E+	V-	T	R	V+	N												0	9908
DIL-8/1P	B	N	E+	V-	B*	R	V+	N												0	9910
DIL-14/1P	N	N	T	E-	E+	V-	N	N	B	R	V+	T*	N	N						0	9916
T05-8/1M	T	E-	E+	V-	T*	R	V+	N										LM740A	0	AD0042C	
FLP-10/3C	N	FT	E-	E+	V-	T*	R	V+	F*	N							SFC2101APM	LM101AF	0	AD101A(FLP)	
T05-8/1M	FT	E-	E+	V-M	T*	R	V+	F*									SFC2101A	LM101AH	0	AD101A(T099)	
T05-8/1M	F	E-	E+	V-M	N	R	V+	F*									SFC2108M	LM108H	0	AD108	
T05-8/1M	F	E-	E+	V-M	N	R	V+	F*									SFC2108A	LM108AH	0	AD108A	
T05-8/1M	G	E+	E-	V-	T	T*S	R	V+									SFC2111M	LM111H	0	AD111	
FLP-10/3C	N	FT	E-	E+	V-	T*	R	V+	F*	N							SFC2201APM	LM201AF	0	AD201A(FLP)	
DIL-8/1C	FT	E-	E+	V-	T*	R	V+	F*												0	AD201A(MDP)
DIL-8/1P	TF	E-	E+	V-	T*	R	V+	F*												0	AD301AL-MDIP
T05-8/1M	TF	E-	E+	V-	T*	R	V+	F*												0	AD301AL-T099
T05-8/1M	FT	E-	E+	V-M	T*	R	V+	F*									SFC2101A	LM201AH	0	AD201A(T099)	
T05-8/1M	F	E-	E+	V-M	N	R	V+	F*									SFC2208	LM208H	0	AD208	
T05-8/1M	F	E-	E+	V-M	N	R	V+	F*									SFC2208A	LM208AH	0	AD208A	
T05-8/1M	G	E+	E-	V-	T	T*S	R	V+									SFC2211	LM211H	0	AD211	
DIL-8/1P	FT	E-	E+	V-	T*	R	V+	F*									SFC2301ADC	LM301AJ	0	AD301A(MDIP)	
T05-8/1M	FT	E-	E+	V-M	T*	R	V+	F*									SFC2301A	LM301AH	0	AD301A(T099)	
T05-8/1M	F	E-	E+	V-M	N	R	V+	F*									SFC2308	LM308H	0	AD308	
T05-8/1M	F	E-	E+	V-M	N	R	V+	F*									SFC2308A	LM308AH	0	AD308A	
DIL-8/1P	G	E+	E-	V-	T	T*S	R	V+									SFC2311DC	LM311N	0	AD311(DIL-8)	
T05-8/1M	G	E+	E-	V-	T	T*S	R	V+									SFC2311	LM311H	0	AD311(T099)	
T05-10/1M	E-	N	T	T*	V-	G	R	Q	V+	E+								ICL8001M	0	AD351J	
T05-10/1M	E-	N	T	T*	V-	G	R	Q	V+	E+										0	AD351K
T05-10/1M	E-	N	T	T*	V-	G	R	Q	V+	E+										0	AD351S
FLP-5/6P	E+	E-	V+	V-	R													AD501B	0	AD501A	
FLP-5/6P	E+	E-	V+	V-	R													AD501C	0	AD501B	
FLP-5/6P	E+	E-	V+	V-	R														0	AD501C	
T05-8/1M	T	E-	E+	V-	T*	R	V+	N										SSS741J	0	AD502J	
T05-8/1M	T	E-	E+	V-	T*	R	V+	N										SSS741J	0	AD502K	
T05-8/1M	T	E-	E+	V-	T*	R	V+	N										SSS741J	0	AD502L	
T05-8/1M	T	E-	E+	V-	T*	R	V+	N										AD503K	0	AD503J	
T05-8/1M	T	E-	E+	V-	T*	R	V+	N										AD503S	0	AD503K	
T05-8/1M	T	E-	E+	V-	T*	R	V+	N										ICL8007MTV	0	AD503S	
T05-8/1M	T	E-	E+	V-	ϕ	R ϕ *	V+	T*										AD504K	0	AD504J	
T05-8/1M	T	E-	E+	V-	ϕ	R ϕ *	V+	T*										AD504L	0	AD504K	
T05-8/1M	T	E-	E+	V-	ϕ	R ϕ *	V+	T*										AD504M	0	AD504L	
T05-8/1M	T	E-	E+	V-	ϕ	R ϕ *	V+	T*										AD504S	0	AD504M	
T05-8/1M	T	E-	E+	V-	ϕ	R ϕ *	V+	T*												0	AD504S
T05-10/1M	F	GE+	E-	ϕ	V-	R	N	V+	F*	F1								AD505K	0	AD504S	
T05-10/1M	F	GE+	E-	ϕ	V-	R	N	V+	F*	F1								AD505S	0	AD505J	
T05-10/1M	F	GE+	E-	ϕ	V-	R	N	V+	F*	F1										0	AD505K
T05-10/1M	F	GE+	E-	ϕ	V-	R	N	V+	F*	F1										0	AD505S
T05-8/1M	T	E-	E+	V-	T*	R	V+	N										AD506K	0	AD506J	
T05-8/1M	T	E-	E+	V-	T*	R	V+	N												0	AD506K
T05-8/1M	T	E-	E+	V-	T*	R	V+	N												0	AD506L
T05-8/1M	T	E-	E+	V-	T*	R	V+	N												0	AD506L
T05-8/1M	T	E-	E+	V-	T*	R	V+	N												0	AD506S
T05-8/1M	T	E-	E+	V-	T*	R ϕ	V+	ϕ *										AD507K	0	AD507J	
T05-8/1M	T	E-	E+	V-	T*	R ϕ	V+	ϕ *										AD507S	0	AD507K	
T05-8/1M	T	E-	E+	V-	T*	R ϕ	V+	ϕ *												0	AD507S
T05-8/1M	T	E-	E+	V-	ϕ	R ϕ *	V+	T*												0	AD508J
T05-8/1M	T	E-	E+	V-	T*	R	V+	ϕ												0	AD508J
T05-8/1M	T	E-	E+	V-	T*	R	V+	ϕ										AD509K	0	AD509J	
T05-8/1M	T	E-	E+	V-	T*	R	V+	ϕ										AD509S	0	AD509K	
T05-8/1M	T	E-	E+	V-	T*	R	V+	ϕ												0	AD509S

TYPE NUMBER	MFR	APP	COMP	GBP MIN	SLEW RATE MIN	V _{S+} MAX	V _{S-} MAX	T _{OP} MAX	A _{VOL} MIN	V _{IO} MAX	I _B MAX	I _{IO} MAX	P _{TOT} MAX	I _{OUT} MIN	V _{OUT} MIN	V _{ICM} MAX	V _{IDF} MAX	dV _{IO} /dT MAX	P _O MAX	I _O MAX	CM RR MIN	PS RR MIN	R _{IN} MIN
AD511A	ANU	FET	INT	.3MHZ	3V/uS	+18V	-18V	85C	88dB	3.5MV	25pA	.	.	5MA	12V	10V	.	75uV/C	.	7MA	70dB	70dB	10G
AD511B	ANU	FET	INT	.3MHZ	3V/uS	+18V	-18V	85C	88dB	1.5MV	10pA	.	.	5MA	12V	10V	.	25uV/C	.	7MA	70dB	70dB	10G
AD511C	ANU	FET	INT	.3MHZ	3V/uS	+18V	-18V	85C	88dB	1MV	5pA	.	.	5MA	12V	10V	.	25uV/C	.	7MA	70dB	70dB	10G
AD512K	ANU	HCO	INT	.2MHZ	0.1V/uS	+18V	-18V	70C	94dB	3MV	100NA	50NA	.	10MA	10V	15V	30V	20uV/C	.	3M3A	80dB	80dB	200K
AD512S	ANU	HCO	INT	.2MHZ	0.1V/uS	+22V	-22V	125C	94dB	3MV	100NA	50NA	.	10MA	10V	15V	30V	25uV/C	.	3M3A	80dB	80dB	200K
AD513J	ANU	HSR	EXT	.2MHZ	10V/uS	+18V	-18V	70C	86dB	50MV	30pA	.	.	5MA	12V	10V	36V	75uV/C	.	7MA	70dB	70dB	10G
AD513K	ANU	HSR	EXT	.2MHZ	10V/uS	+18V	-18V	70C	94dB	20MV	20pA	.	.	5MA	12V	10V	36V	25uV/C	.	7MA	70dB	74dB	10G
AD513S	ANU	HSR	EXT	.2MHZ	10V/uS	+18V	-18V	125C	94dB	20MV	20pA	.	.	5MA	12V	10V	36V	50uV/C	.	7MA	70dB	74dB	10G
AD514J	ANU	FET	INT	.2MHZ	0.1V/uS	+18V	-18V	70C	86dB	50MV	50pA	.	.	5MA	12V	10V	20V	75uV/C	.	7MA	70dB	68dB	1G
AD514K	ANU	FET	INT	.2MHZ	0.1V/uS	+18V	-18V	70C	94dB	20MV	20pA	.	.	5MA	12V	10V	20V	25uV/C	.	7MA	70dB	70dB	1G
AD514L	ANU	FET	INT	.2MHZ	0.1V/uS	+18V	-18V	70C	94dB	20MV	20pA	.	.	5MA	12V	10V	20V	25uV/C	.	7MA	70dB	70dB	1G
AD514S	ANU	FET	INT	.2MHZ	0.1V/uS	+18V	-18V	125C	94dB	20MV	10pA	.	.	5MA	12V	10V	20V	50uV/C	.	7MA	70dB	70dB	1G
AD516J	ANU	HSR	EXT	.2MHZ	10V/uS	+18V	-18V	70C	86dB	3.5MV	30pA	.	.	5MA	12V	10V	36V	75uV/C	.	7MA	70dB	70dB	10G
AD516K	ANU	HSR	EXT	.2MHZ	10V/uS	+18V	-18V	70C	94dB	1.5MV	20pA	.	.	5MA	12V	10V	36V	25uV/C	.	7MA	70dB	74dB	10G
AD516S	ANU	HSR	EXT	.2MHZ	10V/uS	+18V	-18V	125C	94dB	1.5MV	20pA	.	.	5MA	12V	10V	36V	50uV/C	.	7MA	70dB	74dB	10G
AD518J	ANU	XSR	EXT	.3MHZ	50V/uS	+20V	-20V	70C	88dB	10MV	500NA	200NA	.	10MA	12V	10V	15V	50uV/C	.	10MA	70dB	65dB	500K
AD518K	ANU	XSR	EXT	1.0MHZ	50V/uS	+20V	-20V	70C	94dB	4MV	200NA	50NA	.	10MA	12V	10V	15V	10uV/C	.	7MA	80dB	70dB	500K
AD518S	ANU	XSR	EXT	1.0MHZ	50V/uS	+20V	-20V	125C	94dB	4MV	200NA	50NA	.	10MA	12V	10V	15V	10uV/C	.	7MA	80dB	70dB	500K
AD523J	ANU	FET	INT	.1MHZ	3V/uS	+18V	-18V	125C	88dB	50MV	1pA	.	.	5MA	10V	8V	10V	90uV/C	.	7MA	70dB	74dB	0.1T
AD523K	ANU	FET	INT	.1MHZ	3V/uS	+18V	-18V	125C	92dB	50MV	0.5pA	.	.	5MA	10V	8V	10V	30uV/C	.	7MA	80dB	80dB	0.1T
AD523L	ANU	FET	INT	.1MHZ	3V/uS	+18V	-18V	125C	92dB	20MV	.25pA	.	.	5MA	10V	8V	10V	60uV/C	.	7MA	80dB	80dB	0.1T
AD528J	ANU	FET	EXT	.2MHZ	50V/uS	+20V	-20V	70C	88dB	3MV	30pA	5pA	.	10MA	10V	20V	20V	50uV/C	.	7MA	70dB	70dB	0.1T
AD528K	ANU	FET	EXT	.2MHZ	50V/uS	+20V	-20V	70C	94dB	1MV	15pA	2pA	.	10MA	10V	20V	20V	25uV/C	.	7MA	80dB	80dB	0.1T
AD528S	ANU	FET	EXT	.2MHZ	50V/uS	+20V	-20V	125C	94dB	1MV	15pA	2pA	.	10MA	10V	20V	20V	25uV/C	.	7MA	80dB	80dB	0.1T
AD540J	ANU	FET	INT	.2MHZ	2V/uS	+18V	-18V	70C	86dB	50MV	50pA	.	.	5MA	12V	10V	20V	75uV/C	.	7MA	70dB	68dB	1G
AD540K	ANU	FET	INT	.2MHZ	2V/uS	+18V	-18V	70C	94dB	20MV	25pA	.	.	5MA	12V	10V	20V	25uV/C	.	7MA	70dB	70dB	1G
AD540S	ANU	FET	INT	.2MHZ	2V/uS	+18V	-18V	125C	94dB	20MV	25pA	.	.	5MA	12V	10V	20V	50uV/C	.	7MA	70dB	70dB	1G
AD741	ANU	GPK	INT	.	0.2V/uS	+22V	-22V	125C	94dB	5MV	500NA	200NA	500MWF	7MA	12V	15V	30V	.	85MW	3MA	70dB	76dB	300K
AD741C (MDIP)	ANU	GPK	INT	.	0.2V/uS	+18V	-18V	70C	86dB	6MV	500NA	200NA	310MWF	5MA	12V	15V	30V	.	.	3MA	70dB	76dB	300K
AD741C (T099)	ANU	GPK	INT	.	0.2V/uS	+18V	-18V	70C	86dB	6MV	500NA	200NA	500MWF	5MA	12V	15V	30V	.	.	3MA	70dB	76dB	300K
AM741HM	ADU	GPK	INT	.	0.2V/uS	+22V	-22V	125C	94dB	5MV	500NA	200NA	500MWF	7MA	12V	15V	30V	.	85MW	3MA	70dB	76dB	300K
AD741J (MDIP)	ANU	GPK	INT	.2MHZ	0.1V/uS	+18V	-18V	70C	94dB	3MV	200NA	50NA	.	10MA	10V	15V	30V	20uV/C	.	3M3A	80dB	80dB	200K
AD741J (T099)	ANU	GPK	INT	.2MHZ	0.1V/uS	+18V	-18V	70C	94dB	3MV	200NA	50NA	.	10MA	10V	15V	30V	20uV/C	.	3M3A	80dB	80dB	200K
AD741K (MDIP)	ANU	GPK	INT	.2MHZ	0.1V/uS	+22V	-22V	70C	94dB	2MV	75NA	10NA	.	5MA	10V	15V	30V	15uV/C	.	2M8A	90dB	96dB	400K
AD741K (T099)	ANU	GPK	INT	.2MHZ	0.1V/uS	+22V	-22V	70C	94dB	2MV	75NA	10NA	.	5MA	10V	15V	30V	15uV/C	.	2M8A	90dB	96dB	400K
AD741L (MDIP)	ANU	GPK	INT	.2MHZ	0.1V/uS	+22V	-22V	70C	94dB	0.5MV	50NA	5NA	.	5MA	10V	15V	30V	5uV/C	.	2M8A	90dB	96dB	400K
AD741L (T099)	ANU	GPK	INT	.2MHZ	0.1V/uS	+22V	-22V	70C	94dB	0.5MV	50NA	5NA	.	5MA	10V	15V	30V	5uV/C	.	2M8A	90dB	96dB	400K
AD741S (MDIP)	ANU	GPK	INT	.2MHZ	0.1V/uS	+22V	-22V	125C	94dB	2MV	75NA	10NA	.	10MA	10V	15V	30V	15uV/C	.	2M8A	90dB	96dB	400K
AD741S (T099)	ANU	GPK	INT	.2MHZ	0.1V/uS	+22V	-22V	125C	94dB	2MV	75NA	10NA	.	10MA	10V	15V	30V	15uV/C	.	2M8A	90dB	96dB	400K
AM741XM	ADU	GPK	INT	.	0.2V/uS	+22V	-22V	125C	94dB	5MV	500NA	200NA	.	7MA	12V	15V	30V	.	85MW	3MA	70dB	76dB	300K
AM747ADM	ADU	DGK	INT	.4MHZ	0.3V/uS	+22V	-22V	125C	94dB	3MV	80NA	30NA	670MWF	10MA	16V	15V	30V	15uV/C	150MW	3MA	80dB	86dB	1M
AM747AFM	ADU	DGK	INT	.4MHZ	0.3V/uS	+22V	-22V	125C	94dB	3MV	80NA	30NA	500MWF	10MA	16V	15V	30V	15uV/C	150MW	3MA	80dB	86dB	1M
AM747AHM	ADU	DGK	INT	.4MHZ	0.3V/uS	+22V	-22V	125C	94dB	3MV	80NA	30NA	500MWF	10MA	16V	15V	30V	15uV/C	150MW	3MA	80dB	86dB	1M
AM747DC	ADU	DGK	INT	.	0.2V/uS	+18V	-18V	70C	88dB	6MV	500NA	200NA	670MWF	5MA	12V	15V	30V	.	85MW	3MA	70dB	76dB	300K
AM747DM	ADU	DGK	INT	.	0.2V/uS	+22V	-22V	125C	94dB	5MV	500NA	200NA	670MWF	5MA	12V	15V	30V	.	85MW	3MA	70dB	76dB	300K
AM747EDC	ADU	DGK	INT	.4MHZ	0.3V/uS	+22V	-22V	70C	94dB	3MV	80NA	30NA	670MWF	10MA	16V	15V	30V	15uV/C	150MW	3MA	80dB	86dB	1M
AM747EHC	ADU	DGK	INT	.4MHZ	0.3V/uS	+22V	-22V	70C	94dB	3MV	80NA	30NA	500MWF	10MA	16V	15V	30V	15uV/C	150MW	3MA	80dB	86dB	1M
AM747HC	ADU	DGK	INT	.	0.2V/uS	+18V	-18V	70C	88dB	6MV	500NA	200NA	500MWF	5MA	12V	15V	30V	.	85MW	3MA	70dB	76dB	300K
AM747HM	ADU	DGK	INT	.	0.2V/uS	+22V	-22V	125C	94dB	5MV	500NA	200NA	500MWF	5MA	12V	15V	30V	.	85MW	3MA	70dB	76dB	300K
AM747PC	ADU	DGK	INT	.	0.2V/uS	+18V	-18V	70C	88dB	6MV	500NA	200NA	800MWF	5MA	12V	15V	30V	.	85MW	3MA	70dB	76dB	300K
AM747XC	ADU	DGK	INT	.	0.2V/uS	+18V	-18V	70C	88dB	6MV	500NA	200NA	.	5MA	12V	15V	30V	.	85MW	3MA	70dB	76dB	300K
AM747XM	ADU	DGK	INT	.	0.2V/uS	+22V	-22V	125C	94dB	5MV	500NA	200NA	.	5MA	12V	15V	30V	.	85MW	3MA	70dB	76dB	300K
AD801A	ANU	GPU	EXT	.1MHZ	2V/uS	+18V	-18V	125C	84dB	5MV	4NA	2NA	.	5MA	10V	8V	10V	40uV/C	.	6MA	65dB	74dB	25M
AD801B	ANU	GPU	EXT	.1MHZ	2V/uS	+18V	-18V	125C	84dB	5MV	4NA	2NA	.	5MA	10V	8V	10V	10uV/C	.	6MA	65dB	74dB	25M
AD801S	ANU	GPU	EXT	.1MHZ	2V/uS	+18V	-18V	125C	84dB	5MV	4NA	2NA	.	5MA	10V	8V	10V	20uV/C	.	6MA	65dB	74dB	25M
AD3542J	ANU	FET	INT	.2MHZ	0.1V/uS	+20V	-20V	70C	88dB	20MV	25pA	.	.	10MA	12V	10V	15V	50uV/C	.	6MA	80dB	68dB	10G
AD8007C	ANU	FET	INT	.2MHZ	1.2V/uS	+18V	-18V	70C	86dB	50MV	50pA	.	.	10MA	12V	10V	20V	75uV/C	.	6MA	70dB	64dB	0.1T
ADM501A	ANU	FET	INT	.8MHZ	3V/uS	+18V	-18V	85C	88dB	2MV	25pA	.	.	5MA	12V	10V	.	75uV/C	.	9MA	70dB	60dB	10G
ADM501B	ANU	FET	INT	.8MHZ	3V/uS	+18V	-18V	85C	88dB	1MV	10pA	.	.	5MA	12V	10V	.	25uV/C	.	9MA	70dB	60dB	10G
ADM501C	ANU	FET	INT	.8MHZ	3V/uS	+18V	-18V	85C	88dB	1MV	5pA	.	.	5MA	12V	10V	.	25uV/C	.	9MA	70dB	60dB	10G

For detailed explanations of column heading notations, see App. A.

Also for ready references the more important abbreviations used in the column headings are listed below:

LEFT HAND PAGE

APP = application

(codes at APP.E.)

CMRR = common mode

rejection ratio

CMP = compensation

(frequency)

dV_{IO}/dT = input offset voltage

temperature drift

GBP = gain bandwidth

product

I_B = input bias current

I_{IO} = input bias offset

current

I_Q = quiescent supply

current

MFR = manufacturer

(codes at App.C.)

P_Q = quiescent power

consumer

PSRR = power supply rejection

ratio

V_{ICM} = common mode input

voltage rating

V_{IDF} = differential input

voltage rating

V_{IO} = input offset voltage

V_S = dc supply voltage

RIGHT HAND PAGE

Lead out coding summary

(details at APP.G.) for different

cases (APP.F.)

A = gain adjust

B = bias adjust

C = case

E- = inverting input

E+ = non-inverting input

F,F* = input frequency

compensation

G = ground

J = high level input

K = output, open collector

L = output, open emitter

M = metal case

N = not connected

Q = special terminal

R,R* = outputs

S = strobe

T,T* = offset balance

V+ = +ve dc supply

V- = -ve dc supply

W = guard ring

X = blank position, no lead

++ = +ve supplementary dc

supply

-- = -ve supplementary dc

supply

ϕ,ϕ^* = output frequency

compensation

CASE (APP. F)	LD 1	LD 2	LD 3	LD 4	LD 5	LD 6	LD 7	LD 8	LD 9	LD 10	LD 11	LD 12	LD 13	LD 14	LD 15	LD 16	EUROPE SUBSTITUTION	USA SUBSTITUTION	IS TYPE NUMBER
FLP-5/6P	E+	E-	V+	V-	R	AD511B	0 AD511
FLP-5/6P	E+	E-	V+	V-	R	AD511C	0 AD511B
FLP-5/6P	E+	E-	V+	V-	R		0 AD511C
T05-8/1M	T	E-	E+	V-	T*	R	V+	N	AD512S	0 AD512K
T05-8/1M	T	E-	E+	V-	T*	R	V+	N		0 AD512S
T05-8/1M	TF	E-	E+	V-	T*	R	V+	F*	CA3130T	0 AD513J
T05-8/1M	TF	E-	E+	V-	T*	R	V+	F*	CA3130AT	0 AD513K
T05-8/1M	TF	E-	E+	V-	T*	R	V+	F*	CA3130AT	0 AD513S
T05-8/1M	T	E-	E+	V-	T*	R	V+	N	NE536T	0 AD514J
T05-8/1M	T	E-	E+	V-	T*	R	V+	N	ICL8007MTV	0 AD514K
T05-8/1M	T	E-	E+	V-	T*	R	V+	N	ICL8007MTV	0 AD514L
T05-8/1M	T	E-	E+	V-	T*	R	V+	N	ICL8007MTV	0 AD514S
T05-8/1M	TF	E-	E+	V-	T*	R	V+	F*	AD516K	0 AD516J
T05-8/1M	TF	E-	E+	V-	T*	R	V+	F*	AD516S	0 AD516K
T05-8/1M	TF	E-	E+	V-	T*	R	V+	F*		0 AD516S
T05-8/1M	F1T	E-	E+	V-	F3T	R	V+	F2	AD518K	0 AD518J
T05-8/1M	F1T	E-	E+	V-	F3T	R	V+	F2	AD518S	0 AD518K
T05-8/1M	F1T	E-	E+	V-	F3T	R	V+	F2		0 AD518S
T05-8/1M	T	E-	E+	V-	T*	R	V+	W	8007AM	0 AD523J
T05-8/1M	T	E-	E+	V-	T*	R	V+	W	8007AM	0 AD523K
T05-8/1M	T	E-	E+	V-	T*	R	V+	W	8007AM	0 AD523L
T05-8/1M	F1T	E-	E+	V-	F3T	R	V+	F2T	AD528K	0 AD528J
T05-8/1M	F1T	E-	E+	V-	F3T	R	V+	F2T	AD528S	0 AD528K
T05-8/1M	F1T	E-	E+	V-	F3T	R	V+	F2T		0 AD528S
T05-8/1M	T	E-	E+	V-	T*	R	V+	N	ICL8007CTV	0 AD540J
T05-8/1M	T	E-	E+	V-	T*	R	V+	N	ICL8007MTV	0 AD540K
T05-8/1M	T	E-	E+	V-	T*	R	V+	N	ICL8007MTV	0 AD540S
T05-8/1M	T	E-	E+	V-M	T*	R	V+	N	TBA222	UA741HM	0 AD741
DIL-8/1C	T	E-	E+	V-	T*	R	V+	N	TBA221B	UA741TC	0 AD741C(MDIP)
T05-8/1M	T	E-	E+	V-M	T*	R	V+	N	TBA221	UA741HC	0 AD741C(T099)
T05-8/1M	T	E-	E+	V-M	T*	R	V+	N	TBA222	UA741HM	0 AM741HM
DIL-8/1P	T	E-	E+	V-	T*	R	V+	N	LM741EJ	0 AD741J(MDIP)
T05-8/1M	T	E-	E+	V-	T*	R	V+	N	UA741EHC	RC4131T	0 AD741J(T099)
DIL-8/1P	T	E-	E+	V-	T*	R	V+	N	LM741EJ	0 AD741K(MDIP)
T05-8/1M	T	E-	E+	V-	T*	R	V+	N	RM4131T	0 AD741K(T099)
DIL-8/1P	T	E-	E+	V-	T*	R	V+	N		0 AD741L(MDIP)
T05-8/1M	T	E-	E+	V-	T*	R	V+	N		0 AD741L(T099)
DIL-8/1P	T	E-	E+	V-	T*	R	V+	N		0 AD741S(MDIP)
T05-8/1M	T	E-	E+	V-	T*	R	V+	N		0 AD741S(T099)
CHP		0 AM741XM
DIL-14/1C	E-1	E+1	T1	V-	T2	E+2	E-2	T*2	V+2	R2	N	R1	V+	T*1	.	.	SFC2747KM	UA747ADM	0 AM747ADM
FLP-14/3C	E-1	E+1	T1	V-	T2	E+2	E-2	T*2	V+2	R2	N	R1	V+	T*1	.	.		747AFM	0 AM747AFM
T05-10/1M	R1	V+1	E-1	E+1	V-	E+2	E-2	V+2	R2	N	TBC0747	UA747AHM	0 AM747AHM
DIL-14/1C	E-1	E+1	T1	V-	T2	E+2	E-2	T*2	V+2	R2	N	R1	V+	T*1	.	.	TB80747A	UA747DC	0 AM747DC
DIL-14/1C	E-1	E+1	T1	V-	T2	E+2	E-2	T*2	V+2	R2	N	R1	V+	T*1	.	.	SFC2747KM	UA747DM	0 AM747DM
DIL-14/1C	E-1	E+1	T1	V-	T2	E+2	E-2	T*2	V+2	R2	N	R1	V+	T*1	.	.	SFC2747KM	UA747EDC	0 AM747EDC
T05-10/1M	R1	V+1	E-1	E+1	V-	E+2	E-2	V+2	R2	N	LM747EH	UA747EHC	0 AM747EHC
T05-10/1M	R1	V+1	E-1	E+1	V-	E+2	E-2	V+2	R2	N	TB80747	UA747HC	0 AM747HC
T05-10/1M	R1	V+1	E-1	E+1	V-	E+2	E-2	V+2	R2	N	TBC0747	UA747HM	0 AM747HM
DIL-14/1P	E-1	E+1	T1	V-	T2	E+2	E-2	T*2	V+2	R2	N	R1	V+	T*1	.	.	TB80747A	UA747DC	0 AM747PC
CHP		0 AM747XC
CHP		0 AM747XM
T05-8/1M	F	E-	E+	V-	ϕ^*	R ϕ	V+	F*	UA709AHM	0 AD801A
T05-8/1M	F	E-	E+	V-	ϕ^*	R ϕ	V+	F*	UA709AHM	0 AD801B
T05-8/1M	F	E-	E+	V-	ϕ^*	R ϕ	V+	F*	UA709AHM	0 AD801S
T05-8/1M	T	E-	E+	V-	T*	R	V+	N	8007M	0 AD3542J
T05-8/1M	T	E-	E+	V-	T*	R	V+	N	8007C	0 AD8007C
T08-12/1M	E+	E-	N	V+	N	V-	N	R	N	N	N	N	N	N	N	N	.	ADM501B	0 ADM501A
T08-12/1M	E+	E-	N	V+	N	V-	N	R	N	N	N	N	N	N	N	N	.	ADM501C	0 ADM501B
T08-12/1M	E+	E-	N	V+	N	V-	N	R	N	N	N	N	N	N	N	N	.		0 ADM501C

TYPE NUMBER	MFR	APP	COMP	GBP MIN	SLEW RATE MIN	V _S ⁺ MAX	V _S ⁻ MAX	T _{OP} MAX	A _{VOL} MIN	V _{IO} MAX	I _B MAX	I _{IO} MAX	P _{TOT} MAX	I _{OUT} MIN	V _{OUT} MIN	V _{ICM} MAX	V _{IDF} MAX	dV _{IO} /dT MAX	P _O MAX	I _O MAX	CM RR MIN	PS RR MIN	R _{IN} MIN	
ADP501A	ANU	FET	INT	.8MHZ	3V/US	+18V	-18V	85C	88dB	2MV	25pA	.	.	5MA	12V	10V	.	75uV/C	.	9MA	70dB	60dB	10G	
ADP501B	ANU	FET	INT	.8MHZ	3V/US	+18V	-18V	85C	88dB	1MV	10pA	.	.	5MA	12V	10V	.	25uV/C	.	9MA	70dB	60dB	10G	
ADP501C	ANU	FET	INT	.8MHZ	3V/US	+18V	-18V	85C	88dB	1MV	5pA	.	.	5MA	12V	10V	.	25uV/C	.	9MA	70dB	60dB	10G	
ADP511A	ANU	FET	INT	.3MHZ	3V/US	+18V	-18V	85C	88dB	3.5MV	25pA	.	.	5MA	12V	10V	.	75uV/C	.	7MA	70dB	70dB	10G	
ADP511B	ANU	FET	INT	.3MHZ	3V/US	+18V	-18V	85C	88dB	1.5MV	10pA	.	.	5MA	12V	10V	.	25uV/C	.	7MA	70dB	70dB	10G	
ADP511C	ANU	FET	INT	.3MHZ	3V/US	+18V	-18V	85C	88dB	1MV	5pA	.	.	5MA	12V	10V	.	25uV/C	.	7MA	70dB	70dB	10G	
ADX118	ANU	XSR	INT	.	50V/US	+20V	-20V	125C	94dB	4MV	250NA	50NA	500MWF	6MA	12V	15V	1V	.	.	8MA	80dB	70dB	1M	
ADX218	ANU	XSR	INT	.	50V/US	+20V	-20V	85C	94dB	4MV	250NA	50NA	500MWF	6MA	12V	15V	1V	.	.	8MA	80dB	70dB	1M	
ADX318	ANU	XSR	INT	.	50V/US	+20V	-20V	70C	88dB	10MV	500NA	200NA	500MWF	6MA	12V	15V	1V	.	.	8MA	70dB	65dB	500K	
AM101A-DICE	ADU	GPU	EXT	.	.	+22V	-22V	125C	94dB	2MV	75NA	10NA	.	5MA	12V	15V	30V	15uV/C	.	3MA	80dB	80dB	1.5M	
AM101A-DIP	ADU	GPU	EXT	.	.	+22V	-22V	125C	94dB	2MV	75NA	10NA	500MWF	5MA	12V	15V	30V	15uV/C	.	3MA	80dB	80dB	1.5M	
AM101A-FLP	ADU	GPU	EXT	.	.	+22V	-22V	125C	94dB	2MV	75NA	10NA	500MWF	5MA	12V	15V	30V	15uV/C	.	3MA	80dB	80dB	1.5M	
AM101A-T05	ADU	GPU	EXT	.	.	+22V	-22V	125C	94dB	2MV	75NA	10NA	500MWF	5MA	12V	15V	30V	15uV/C	.	3MA	80dB	80dB	1.5M	
AM101-DICE	ADU	GPU	EXT	.	.	+22V	-22V	125C	94dB	5MV	500NA	200NA	.	5MA	12V	15V	30V	15uV/C	.	3MA	70dB	70dB	300K	
AM101-DIP	ADU	GPU	EXT	.	.	+22V	-22V	125C	94dB	5MV	1.5uA	0.5uA	500MWF	5MA	12V	15V	30V	15uV/C	.	3MA	70dB	70dB	300K	
AM101-FLP	ADU	GPU	EXT	.	.	+22V	-22V	125C	94dB	5MV	1.5uA	0.5uA	5007WF	5MA	12V	15V	30V	15uV/C	.	3MA	70dB	70dB	300K	
AM101-T05	ADU	GPU	EXT	.	.	+22V	-22V	125C	94dB	5MV	500NA	200NA	500MWF	5MA	12V	15V	30V	15uV/C	.	3MA	70dB	70dB	300K	
AM102-DICE	ADU	VFA	INT	.	.	+18V	-18V	125C	0dB	5MV	10NA	.	.	1MA	10V	.	.	30uV/C	.	6MA	.	60dB	10G	
AM102-DIP	ADU	VFA	INT	.	.	+18V	-18V	125C	0dB	5MV	10NA	.	500MWF	1MA	10V	.	.	30uV/C	.	6MA	.	60dB	10G	
AM102-FLP	ADU	VFA	INT	.	.	+18V	-18V	125C	0dB	5MV	10NA	.	500MWF	1MA	10V	.	.	30uV/C	.	6MA	.	60dB	10G	
AM102-T05	ADU	VFA	INT	.	.	+18V	-18V	125C	0dB	5MV	10NA	.	500MWF	1MA	10V	.	.	30uV/C	.	6MA	.	60dB	10G	
AM106-DICE	ADU	CPR	EXT	.	.	+15V	-15V	125C	84dB	2MV	20uA	3uA	.	50MA	2.5V	.	.	10uV/C	1.63MW	
AM106-FLP	ADU	CPR	EXT	.	.	+15V	-15V	125C	84dB	2MV	20uA	3uA	600MWF	50MA	2.5V	.	.	10uV/C	1.63MW	
AM106-T05	ADU	CPR	EXT	.	.	+15V	-15V	125C	84dB	2MV	20uA	3uA	600MWF	50MA	2.5V	.	.	10uV/C	1.63MW	
AM107-DICE	ADU	GPK	INT	.	.	+22V	-22V	125C	94dB	2MV	75NA	10NA	.	5MA	12V	15V	30V	15uV/C	.	3MA	80dB	80dB	1.5M	
AM107-DIP	ADU	GPK	INT	.	.	+22V	-22V	125C	94dB	2MV	75NA	10NA	500MWF	5MA	12V	15V	30V	15uV/C	.	3MA	80dB	80dB	1.5M	
AM107-FLP	ADU	GPK	INT	.	.	+22V	-22V	125C	94dB	2MV	75NA	10NA	500MWF	5MA	12V	15V	30V	15uV/C	.	3MA	80dB	80dB	1.5M	
AM108-DICE	ADU	SBA	EXT	.	.	+20V	-20V	125C	98dB	0.5MV	2NA	0.2NA	.	.	13V	15V	1V	5uV/C	.	6MA	96dB	96dB	30M	
AM108-DIP	ADU	SBA	EXT	.	.	+20V	-20V	125C	98dB	0.5MV	2NA	0.2NA	500MWF	1MAA	13V	15V	1V	5uV/C	.	6MA	96dB	96dB	30M	
AM108A-T05	ADU	SBA	EXT	.	.	+20V	-20V	125C	98dB	0.5MV	2NA	0.2NA	500MWF	1MA	13V	15V	1V	5uV/C	.	6MA	96dB	96dB	30M	
AM108-DICE	ADU	SBA	EXT	.	.	+20V	-20V	125C	96dB	2MV	2NA	0.2NA	.	1MA	13V	15V	1V	15uV/C	.	6MA	85dB	80dB	30M	
AM108-DIP	ADU	SBA	EXT	.	.	+20V	-20V	125C	96dB	2MV	2NA	0.2NA	500MWF	1MA	13V	15V	1V	15uV/C	.	6MA	85dB	80dB	30M	
AM108-T05	ADU	SBA	EXT	.	.	+20V	-20V	125C	96dB	2MV	2NA	0.2NA	500MWF	1MA	13V	15V	1V	15uV/C	.	6MA	85dB	80dB	30M	
AM110-DICE	ADU	VFA	INT	.	15V/US	+18V	-18V	125C	0dB	4MV	3NA	.	.	1MA	10V	15V	15V	50uV/C	.	6MA	.	70dB	10G	
AM110-DIP	ADU	VFA	INT	.	15V/US	+18V	-18V	125C	0dB	4MV	3NA	.	500MWF	1MA	10V	15V	15V	50uV/C	.	6MA	.	70dB	10G	
AM110-FLP	ADU	VFA	INT	.	15V/US	+18V	-18V	125C	0dB	4MV	3NA	.	500MWF	1MA	10V	15V	15V	50uV/C	.	6MA	.	70dB	10G	
AM111-DICE	ADU	CPR	EXT	.	.	+18V	-18V	125C	100dB	3MV	100NA	10NA	.	.	15V	30V	.	.	.	6MA	.	.	.	
AM111-DIP	ADU	CPR	EXT	.	.	+18V	-18V	125C	100dB	3MV	100NA	10NA	500MWF	.	.	15V	30V	.	.	.	6MA	.	.	.
AM111-FLP	ADU	CPR	EXT	.	.	+18V	-18V	125C	100dB	3MV	100NA	10NA	500MWF	.	.	15V	30V	.	.	.	6MA	.	.	.
AM112-DICE	ADU	SBA	INT	.	.	+20V	-20V	125C	94dB	2MV	2NA	0.2NA	.	1MA	13V	14V	14V	15uV/C	.	6MA	85dB	80dB	30M	
AM112-DIP	ADU	SBA	INT	.	.	+20V	-20V	125C	94dB	2MV	2NA	0.2NA	500MWF	1MA	13V	14V	14V	15uV/C	.	6MA	85dB	80dB	30M	
AM112-FLP	ADU	SBA	INT	.	.	+20V	-20V	125C	94dB	2MV	2NA	0.2NA	500MWF	1MA	13V	14V	14V	15uV/C	.	6MA	85dB	80dB	30M	
AM112-T05	ADU	SBA	INT	.	.	+20V	-20V	125C	94dB	2MV	2NA	0.2NA	500MWF	1MA	13V	14V	14V	15uV/C	.	6MA	85dB	80dB	30M	
AM118-DICE	ADU	XSR	INT	.	50V/US	+20V	-20V	125C	94dB	4MV	250NA	50NA	.	6MA	12V	15V	1V	.	.	8MA	80dB	70dB	1M	
AM118-DIP	ADU	XSR	INT	.	50V/US	+20V	-20V	125C	94dB	4MV	250NA	50NA	500MWF	6MA	12V	15V	1V	.	.	8MA	80dB	70dB	1M	
AM118-FLP	ADU	XSR	INT	.	50V/US	+20V	-20V	125C	94dB	4MV	250NA	50NA	500MWF	6MA	12V	15V	1V	.	.	8MA	80dB	70dB	1M	
AM118-T05	ADU	XSR	INT	.	50V/US	+20V	-20V	125C	94dB	4MV	250NA	50NA	500MWF	6MA	12V	15V	1V	.	.	8MA	80dB	70dB	1M	
AM119-DICE	ADU	DCP	INT	.	.	+18V	-18V	125C	80dB	4MV	500NA	75NA	.	.	15V	5V	.	.	.	12MA	.	.	.	
AM119-DIP	ADU	DCP	INT	.	.	+18V	-18V	125C	80dB	4MV	500NA	75NA	500MWF	.	.	15V	5V	.	.	12MA	.	.	.	
AM119-FLP	ADU	DCP	INT	.	.	+18V	-18V	125C	80dB	4MV	500NA	75NA	500MWF	.	.	15V	5V	.	.	12MA	.	.	.	
AM119-T05	ADU	DCP	INT	.	.	+18V	-18V	125C	80dB	4MV	500NA	75NA	500MWF	.	.	15V	5V	.	.	12MA	.	.	.	
AM124A-DICE	ADU	Q GK	INT	.	.	+16V	-16V	125C	94dB	2MV	50NA	10NA	.	.	16V	16V	20uV/C	.	.	2MA	70dB	65dB	.	
AM124A-DIP	ADU	Q GK	INT	.	.	+16V	-16V	125C	94dB	2MV	50NA	10NA	900MWF	.	.	16V	16V	20uV/C	.	.	2MA	70dB	65dB	.
AM124A-FLP	ADU	Q GK	INT	.	.	+16V	-16V	125C	94dB	2MV	50NA	10NA	800MWF	.	.	16V	16V	20uV/C	.	.	2MA	70dB	65dB	.
AM124-DICE	ADU	Q GK	INT	.	.	+16V	-16V	125C	94dB	5MV	150NA	30NA	.	.	16V	16V	35uV/C	.	.	2MA	70dB	65dB	.	
AM124-DIP	ADU	Q GK	INT	.	.	+16V	-16V	125C	94dB	5MV	150NA	30NA	.	.	16V	16V	35uV/C	.	.	2MA	70dB	65dB	.	
AM124-FLP	ADU	Q GK	INT	.	.	+16V	-16V	125C	94dB	5MV	150NA	30NA	800MWF	.	.	16V	16V	35uV/C	.	.	2MA	70dB	65dB	.

For detailed explanations of column heading notations, see App. A.

Also for ready references the more important abbreviations used in the column headings are listed below:

LEFT HAND PAGE

APP = application (codes at APP.E.)

CMRR = common mode rejection ratio

CMP = compensation (frequency)

dV_{IO}/dT = input offset voltage temperature drift

GBP = gain bandwidth product

I_b = input bias current

I_{IO} = input bias offset current

I_o = quiescent supply current

MFR = manufacturer (codes at App.C.)

P_o = quiescent power consumer

PSRR = power supply rejection ratio

V_{ICM} = common mode input voltage rating

V_{IDF} = differential input voltage rating

V_{IO} = input offset voltage

V_s = dc supply voltage

RIGHT HAND PAGE

Lead out coding summary (details at APP.G.) for different cases (APP.F.)

A = gain adjust

B = bias adjust

C = case

E- = inverting input

E+ = non-inverting input

F,F* = input frequency compensation

G = ground

J = high level input

K = output, open collector

L = output, open emitter

M = metal case

N = not connected

Q = special terminal

R,R* = outputs

S = strobe

T,T* = offset balance

V+ = +ve dc supply

V- = -ve dc supply

W = guard ring

X = blank position, no lead

++ = +ve supplementary dc supply

-- = -ve supplementary dc supply

♠,♠* = output frequency compensation

CASE (APP. F)	LD 1	LD 2	LD 3	LD 4	LD 5	LD 6	LD 7	LD 8	LD 9	LD 10	LD 11	LD 12	LD 13	LD 14	LD 15	LD 16	EUROPE SUBSTI-TUTE	USA SUBSTI-TUTE	I S TYPE NUMBER	
DIM-5/4P	E+	E-	V+	V-	R	ADP501B	0	ADP501A
DIM-5/4P	E+	E-	V+	V-	R	ADP501C	0	ADP501B
DIM-5/4P	E+	E-	V+	V-	R	0	ADP501C
DIM-5/4P	E+	E-	V+	V-	R	ADP511B	0	ADP511A
DIM-5/4P	E+	E-	V+	V-	R	ADP511C	0	ADP511B
DIM-5/4P	E+	E-	V+	V-	R	0	ADP511C
T05-8/1M	T*F	E-	E+	V-	F*T	R	V+	♠	TDC0118CM	LM118H	0	ADX118
T05-8/1M	T*F	E-	E+	V-	F*T	R	V+	♠	TDB0118CM	LM218H	0	ADX218
T05-8/1M	T*F	E-	E+	V-	F*T	R	V+	♠	TDE0118CM	LM318H	0	ADX318
CHP	0	AM101A-DICE
DIL-14/1P	N	N	FT	E-	E+	V-	N	N	T*	R	V+	F*	N	N	.	.	UA101AD	LM101AD	0	AM101A-DIP
FLP-10/3C	N	FT	E-	E+	V-	T*	R	V+	F*	N	SFC2101APM	LM101AF	0	AM101A-FLP
T05-8/1M	FT	E-	E+	V-M	T*	R	V+	F*	SFC2101A	LM101AH	0	AM101A-T05
CHP	AML10101	LD101	0	AM101-DICE
DIL-14/1C	N	N	FT	E-	E+	V-	N	N	T*	R	V+	F*	N	N	.	.	UA101AD	LM101D	0	AM101-DIP
FLP-10/3M	N	FT	E-	E+	V-	T*	R	V+	F*	N	SFC2101APM	LM101F	0	AM101-FLP
T05-8/1M	FT	E-	E+	V-M	T*	R	V+	F*	SFC2101A	LM101H	0	AM101-T05
CHP	LM102D	0	AM102-DICE
DIL-14/1C	N	N	T	N	E+	V-	N	N	L	R	V+	T*	N	N	.	.	.	LM102D	0	AM102-DIP
FLP-10/3C	N	T	N	E+	V-	L	R	V+	T*	N	102(FLP)	LM102F	0	AM102-FLP
T05-8/1M	T	N	E+	V-	L	R	V+	T*	UA102M	LM102H	0	AM102-T05
CHP	LD106	0	AM106-DICE
FLP-14/3C	N	G	E+	E-	N	V-	S1	S2	R	N	V+	N	N	N	.	.	SN52106FA	LM106F	0	AM106-FLP
T05-8/1M	G	E+	E-	V-M	S1	S2	R	V+	SN52106L	LM106H	0	AM106-T05
CHP	AML107	LD107	0	AM107-DICE
DIL-14/1C	N	N	N	E-	E+	V-	N	N	N	R	V+	N	N	N	.	.	SN52107JA	LM107D	0	AM107-DIP
FLP-10/3C	N	N	E-	E+	V-	N	R	V+	N	N	SFC2107PM	LM107F	0	AM107-FLP
T05-8/1M	N	E-	E+	V-M	N	R	V+	N	SFC2107M	LM107H	0	AM107-T05
CHP	LD108A	0	AM108A-DICE
DIL-14/1C	N	F	N	E-	E+	N	V-	N	N	R	V+	F*	N	N	.	.	UA108AD	LM108AD	0	AM108A-DIP
T05-8/1M	F	E-	E+	V-M	N	R	V+	F*	SFC2108A	LM108AH	0	AM108A-T05
CHP	LD108	0	AM108-DICE
DIL-14/1C	N	F	N	E-	E+	N	V-	N	N	R	V+	F*	N	N	.	.	UA108D	LM108D	0	AM108-DIP
T05-8/1M	F	E-	E+	V-M	N	R	V+	F*	SFC2108M	LM108H	0	AM108-T05
CHP	AML110	LD110	0	AM110-DICE
DIL-14/1C	N	N	T	N	E+	V-	N	N	L	R	V+	T*	N	N	.	.	SN52110JA	LM110D	0	AM110-DIP
FLP-10/3C	N	T	N	E+	V-	L	R	V+	T*	N	MLM110F	LM110F	0	AM110-FLP
T05-8/1M	T	N	E+	V-	L	R	V+	T*	SFC2110M	LM110H	0	AM110-T05
CHP	AM111-DICE	AML111	0	AM111-DICE
DIL-14/1C	N	G	E+	E-	N	V-	T	T*S	R	N	V+	N	N	N	.	.	SN52111J	LM111D	0	AM111-DIP
FLP-10/3C	G	E+	E-	N	V-	T	T*S	N	R	V+	SN52111FA	LM111F	0	AM111-FLP
T05-8/1M	G	E+	E-	V-	T	T*S	R	V+	SFC211M	LM111H	0	AM111-T05
CHP	AML112	LD112	0	AM112-DICE
DIL-14/1C	N	T	W	E-	E+	W*	V-	N	F	R	V+	T*	N	N	.	.	MLM112F	LM112D	0	AM112-DIP
FLP-10/3C	N	W	E-	E+	W*	V-	R	V+	T	T*	MLM112F	LM112F	0	AM112-FLP
T05-8/1M	T	E-	E+	V-	F	R	V+	T*	LM112H	0	AM112-T05
CHP	AML118	LD118	0	AM118-DICE
DIL-14/1C	N	N	T*F	E-	E+	V-	N	N	F*T	R	V+	♠	N	N	.	.	SN52118JA	LM118DP	0	AM118-DIP
FLP-10/3C	N	T*F	E-	E+	V-	F*T	R	V+	♠	N	SN52118FA	LM118F	0	AM118-FLP
T05-8/1M	T*F	E-	E+	V-	F*T	R	V+	♠	TDC0118CM	LM118H	0	AM118-T05
CHP	AML119	LD119	0	AM119-DICE
DIL-14/1C	N	N	G1	E+1	E-1	V-	R2	G2	E+2	E-2	V+	R1	N	N	.	.	TDC0119DC	LM119D	0	AM119-DIP
FLP-10/3C	R1	G1	E+1	E-1	V-	R2	G2	E+2	E-2	V+	TDC0119CM	LM119H	0	AM119-FLP
T05-10/1M	R1	G1	E+1	E-1	V-	R2	G2	E+2	E-2	V+	TDC0119CM	LM119H	0	AM119-T05
CHP	AML124A	LD124A	0	AM124A-DICE
DIL-14/1C	R1	E-1	E+1	V+	E+2	E-2	R2	R3	E-3	E+3	G	E+4	E-4	R4	.	.	LM124AD	AML124AD	0	AM124A-DIP
FLP-14/3C	R1	E-1	E+1	V+	E+2	E-2	R2	R3	E-3	E+3	G	E+4	E-4	R4	.	.	LM124AF	LM124AF	0	AM124A-FLP
CHP	AML124	LD124	0	AM124-DICE
DIL-14/1C	R1	E-1	E+1	V+	E+2	E-2	R2	R3	E-3	E+3	G	E+4	E-4	R4	.	.	MLM124L	LM124D	0	AM124-DIP
FLP-14/3C	R1	E-1	E+1	V+	E+2	E-2	R2	R3	E-3	E+3	G	E+4	E-4	R4	.	.	AML124F	LM124F	0	AM124-FLP

TYPE NUMBER	MFR	APP	CMP	GBP MIN	SLEW RATE MIN	V _{S+} MAX	V _{S-} MAX	T _{OP}	A _{VOL} MIN	V _{IO} MAX	I _B MAX	I _{IO} MAX	P _{TOT} MAX	I _{OUT} MIN	V _{OUT} MIN	V _{ICM} MAX	V _{IDF} MAX	dV _{IO} /dT MAX	P _O MAX	I _O MAX	CM RR MIN	PS RR MIN	R _{IN} MIN
AM139A-DICE	ADU	QCP	EXT	.	.	+18V	-18V	125C	94dB	2MV	100NA	25NA	.	.	.	18V	18V	.	.	2MA	.	.	.
AM139A-DIP	ADU	QCP	EXT	.	.	+18V	-18V	125C	94dB	2MV	100NA	25NA	900MWF	.	.	18V	18V	.	.	2MA	.	.	.
AM139A-FLP	ADU	QCP	EXT	.	.	+18V	-18V	125C	94dB	2MV	100NA	25NA	800MWF	.	.	18V	18V	.	.	2MA	.	.	.
AM139-DICE	ADU	QCP	EXT	.	.	+18V	-18V	125C	88dB	5MV	100NA	25NA	.	.	.	18V	18V	.	.	2MA	.	.	.
AM139-DIP	ADU	QCP	EXT	.	.	+18V	-18V	125C	88dB	5MV	100NA	25NA	900MWF	.	.	18V	18V	.	.	2MA	.	.	.
AM139-FLP	ADU	QCP	EXT	.	.	+18V	-18V	125C	88dB	5MV	100NA	25NA	800MWF	.	.	18V	18V	.	.	2MA	.	.	.
AM148-DICE	ADU	QGK	INT	.3MHZ	0.2V/uS	+22V	-22V	125C	94dB	5MV	100NA	25NA	.	5MA	12V	22V	44V	.	.	1MA	70dB	77dB	800K
AM148-DIP	ADU	QGK	INT	.3MHZ	0.2V/uS	+22V	-22V	125C	94dB	5MV	100NA	25NA	.	5MA	12V	22V	44V	.	.	1MA	70dB	77dB	800K
AM149-DICE	ADU	QGK	INT	1MHZ	0.5V/uS	+22V	-22V	125C	94dB	5MV	100NA	25NA	.	5MA	12V	22V	44V	.	.	1MA	70dB	77dB	800K
AM149-DIP	ADU	QGK	INT	1MHZ	0.5V/uS	+22V	-22V	125C	94dB	5MV	100NA	25NA	900MWF	5MA	12V	22V	44V	.	.	1MA	70dB	77dB	800K
AM201A-DIP	ADU	GPU	EXT	.	.	+22V	-22V	85C	94dB	2MV	75NA	10NA	500MWF	5MA	12V	15V	30V	15uV/C	.	3MA	80dB	80dB	500K
AM201A-FLP	ADU	GPW	EXT	.	.	+22V	-22V	85C	94dB	2MV	75NA	10NA	500MWF	5MA	12V	15V	30V	15uV/C	.	3MA	80dB	80dB	500K
AM201A-T05	ADU	GPW	EXT	.	.	+22V	-22V	85C	94dB	2MV	75NA	10NA	500MWF	5MA	12V	15V	30V	15uV/C	.	3MA	80dB	80dB	500K
AM201-DIP	ADU	GPU	EXT	.	.	+22V	-22V	85C	86dB	7.5MV	1.5uA	0.5uA	500MWF	5MA	12V	15V	30V	30uV/C	163mW	3MA	65dB	70dB	100K
AM201-FLP	ADU	GPU	EXT	.	.	+22V	-22V	85C	86dB	7.5MV	1.5uA	0.5uA	500MWF	5MA	12V	15V	30V	30uV/C	.	3MA	65dB	70dB	100K
AM201-T05	ADU	GPU	EXT	.	.	+22V	-22V	85C	86dB	7.5MV	1.5uA	0.5uA	500MWF	5MA	12V	15V	30V	30uV/C	.	3MA	65dB	70dB	100K
AM202-DIP	ADU	VFA	INT	.	.	+18V	-18V	85C	0dB	10MV	15NA	.	500MWF	1MA	10V	.	.	60uV/C	.	6MA	60dB	60dB	10G
AM202-T05	ADU	VFA	INT	.	.	+18V	-18V	85C	0dB	10MV	15NA	.	500MWF	1MA	10V	.	.	60uV/C	.	6MA	60dB	60dB	10G
AM206-FLP	ADU	CPR	EXT	.	.	+15V	-15V	85C	84dB	2MV	20uA	3uA	600MWF	50MA	2.5V	.	.	10uV/C	163mW
AM207-DIP	ADU	GPK	INT	.	.	+22V	-22V	85C	94dB	2MV	75NA	10NA	500MWF	5MA	12V	15V	30V	15uV/C	.	3MA	80dB	80dB	1.5M
AM207-FLP	ADU	GPK	INT	.	.	+22V	-22V	85C	94dB	2MV	75NA	10NA	500MWF	5MA	12V	15V	30V	15uV/C	.	3MA	80dB	80dB	1.5M
AM208A-DIP	ADU	SBA	EXT	.	.	+20V	-20V	85C	98dB	0.5MV	2NA	0.2NA	500MWF	1MA	13V	15V	1V	5uV/C	.	6MA	96dB	96dB	30M
AM208A-T05	ADU	SBA	EXT	.	.	+20V	-20V	85C	98dB	0.5MV	2NA	0.2NA	500MWF	1MA	13V	15V	1V	5uV/C	.	6MA	96dB	96dB	30M
AM208-DIP	ADU	SBA	EXT	.	.	+20V	-20V	85C	96dB	2MV	2NA	0.2NA	500MWF	1MA	13V	15V	1V	15uV/C	.	6MA	85dB	80dB	30M
AM208-T05	ADU	SBA	EXT	.	.	+20V	-20V	85C	96dB	2MV	2NA	0.2NA	500MWF	1MA	13V	15V	1V	15uV/C	.	6MA	85dB	80dB	30M
AM210-DIP	ADU	VFA	INT	.	15V/uS	+18V	-18V	85C	0dB	4MV	3NA	.	500MWF	1MA	10V	15V	15V	50uV/C	.	6MA	70dB	70dB	10G
AM210-FLP	ADU	VFA	INT	.	15V/uS	+18V	-18V	85C	0dB	4MV	3NA	.	500MWF	1MA	10V	15V	15V	50uV/C	.	6MA	70dB	70dB	10G
AM210-T05	ADU	VFA	INT	.	15V/uS	+18V	-18V	85C	0dB	4MV	3NA	.	500MWF	1MA	10V	15V	15V	50uV/C	.	6MA	70dB	70dB	10G
AM211-DIP	ADU	CPR	EXT	.	.	+18V	-18V	85C	100dB	3MV	100NA	10NA	500MWF	.	.	15V	30V	.	.	6MA	.	.	.
AM211-T05	ADU	CPR	EXT	.	.	+18V	-18V	85C	100dB	3MV	100NA	10NA	500MWF	.	.	15V	30V	.	.	6MA	.	.	.
AM212-DIP	ADU	SBA	INT	.	.	+20V	-20V	85C	94dB	2MV	2NA	0.2NA	500MWF	1MA	13V	14V	14V	15uV/C	.	6MA	85dB	80dB	30M
AM212-FLP	ADU	SBA	INT	.	.	+20V	-20V	85C	94dB	2MV	2NA	0.2NA	500MWF	1MA	13V	14V	14V	15uV/C	.	6MA	85dB	80dB	30M
AM212-T05	ADU	SBA	INT	.	.	+20V	-20V	85C	94dB	2MV	2NA	0.2NA	500MWF	1MA	13V	14V	14V	15uV/C	.	6MA	85dB	80dB	30M
AM216A-DICE	ADU	LBC	INT	.	.	+20V	-20V	85C	92dB	3MV	50pA	15pA	.	1MA	13V	15V	14V	.	.	6MA	80dB	80dB	2G
AM216A-DIP	ADU	LBC	INT	.	.	+20V	-20V	85C	92dB	3MV	50pA	15pA	500MWF	1MA	13V	15V	14V	.	.	6MA	80dB	80dB	2G
AM216A-FLP	ADU	LBC	INT	.	.	+20V	-20V	85C	92dB	3MV	50pA	15pA	500MWF	1MA	13V	15V	14V	.	.	6MA	80dB	80dB	2G
AM216A-T05	ADU	LBC	INT	.	.	+20V	-20V	85C	92dB	3MV	50pA	15pA	500MWF	1MA	13V	15V	14V	.	.	6MA	80dB	80dB	2G
AM216-DICE	ADU	LBC	INT	.	.	+20V	-20V	85C	86dB	10MV	150pA	50pA	.	1MA	13V	15V	14V	.	.	8MA	80dB	80dB	300M
AM216-DIP	ADU	LBC	INT	.	.	+20V	-20V	85C	86dB	10MV	150pA	50pA	500MWF	1MA	13V	15V	14V	.	.	8MA	80dB	80dB	300M
AM216-FLP	ADU	LBC	INT	.	.	+20V	-20V	85C	86dB	10MV	150pA	50pA	500MWF	1MA	13V	15V	14V	.	.	8MA	80dB	80dB	300M
AM216-T05	ADU	LBC	INT	.	.	+20V	-20V	85C	86dB	10MV	150pA	50pA	500MWF	1MA	13V	15V	14V	.	.	8MA	80dB	80dB	300M
AM218-DIP	ADU	XSR	INT	.	50V/uS	+20V	-20V	85C	94dB	4MV	250NA	50NA	500MWF	6MA	12V	15V	1V	.	.	8MA	80dB	70dB	1M
AM218-FLP	ADU	XSR	INT	.	50V/uS	+20V	-20V	85C	94dB	4MV	250NA	50NA	500MWF	6MA	12V	15V	1V	.	.	8MA	80dB	70dB	1M
AM218-T05	ADU	XSR	INT	.	50V/uS	+20V	-20V	85C	94dB	4MV	250NA	50NA	500MWF	6MA	12V	15V	1V	.	.	8MA	80dB	70dB	1M
AM219-DIP	ADU	DCP	INT	.	.	+18V	-18V	85C	80dB	4MV	500NA	75NA	500MWF	.	.	15V	5V	.	.	12MA	.	.	.
AM219-FLP	ADU	DCP	INT	.	.	+18V	-18V	85C	80dB	4MV	500NA	75NA	500MWF	.	.	15V	5V	.	.	12MA	.	.	.
AM219-T05	ADU	DCP	INT	.	.	+18V	-18V	85C	80dB	4MV	500NA	75NA	500MWF	.	.	15V	5V	.	.	12MA	.	.	.
AM224A-DIP	ADU	QGK	INT	.	.	+16V	-16V	85C	94dB	3MV	80NA	15NA	900MWF	.	.	16V	16V	20uV/C	.	2MA	70dB	65dB	.
AM224-DIP	ADU	QGK	INT	.	.	+16V	-16V	85C	94dB	5MV	150NA	30NA	900MWF	.	.	16V	16V	35uV/C	.	2MA	70dB	65dB	.
AM239A-DIP	ADU	QCP	EXT	.	.	+18V	-18V	85C	94dB	2MV	250NA	50NA	900MWF	6MA	.	18V	18V	.	.	2MA	.	.	.
AM239-DIP	ADU	QCP	EXT	.	.	+18V	-18V	85C	88dB	5MV	250NA	50NA	900MWF	6MA	.	18V	18V	.	.	2MA	.	.	.
AM248-DIP	ADU	QGK	INT	.3MHZ	0.2V/uS	+18V	-18V	85C	88dB	6MV	200NA	50NA	900MWF	5MA	12V	18V	36V	.	.	1MA	70dB	77dB	800K
AM249-DIP	ADU	QGK	INT	1MHZ	0.5V/uS	+18V	-18V	85C	88dB	6MV	200NA	50NA	900MWF	5MA	12V	18V	36V	.	.	1MA	70dB	77dB	800K
AM301A-DICE	ADU	GPU	EXT	.	.	+18V	-18V	70C	88dB	7.5MV	250NA	50NA	.	5MA	12V	15V	30V	30uV/C	.	3MA	70dB	70dB	500K
AM301A-DIL8	ADU	GPU	EXT	.	.	+18V	-18V	70C	88dB	7.5MV	250NA	50NA	500MWF	5MA	12V	15V	30V	30uV/C	.	3MA	70dB	70dB	500K
AM301A-DIP	ADU	GPU	EXT	.	.	+18V	-18V	70C	88dB	7.5MV	250NA	50NA	500MWF	5MA	12V	15V	30V	30uV/C	.	3MA	70dB	70dB	500K
AM301A-T05	ADU	GPU	EXT	.	.	+18V	-18V	70C	88dB	7.5MV	250NA	50NA	500MWF	5MA	12V	15V	30V	30uV/C	.	3MA	70dB	70dB	500K
AM301-DICE	ADU	GPU	EXT	.	.	+18V	-18V	70C	83dB	10MV	2uA	.75uA	.	.	12V	15V	30V	30uV/C	.	3MA	65dB	70dB	100K
AM301-DIP	ADU	GPU	EXT	.	.	+18V	-18V	70C	83dB	10MV	2uA	.75uA	500MWF	5MA	12V								

For detailed explanations of column heading notations, see App. A.
 Also for ready references the more important abbreviations used in the column headings are listed below:

LEFT HAND PAGE
 APP = application (codes at APP.E.)
 CMRR = common mode rejection ratio
 CMP = compensation (frequency)
 dV_{io}/dT = input offset voltage temperature drift
 GBP = gain bandwidth product
 I_B = input bias current
 I_{io} = input bias offset current
 I_0 = quiescent supply current
 MFR = manufacturer (codes at App.C.)
 P_0 = quiescent power consumer
 PSRR = power supply rejection ratio
 V_{icm} = common mode input voltage rating
 V_{dif} = differential input voltage rating
 V_{io} = input offset voltage
 V_S = dc supply voltage

RIGHT HAND PAGE
 Lead out coding summary (details at APP.G.) for different cases (APP.F.)
 A = gain adjust
 B = bias adjust
 C = case
 E- = inverting input
 *E+ = non-inverting input
 F,* = input frequency compensation
 G = ground
 J = high level input
 K = output, open collector
 L = output, open emitter
 M = metal case
 N = not connected
 Q = special terminal
 R,R* = outputs
 S = strobe
 T,T* = offset balance
 V+ = +ve dc supply
 V- = -ve dc supply
 W = guard ring
 X = blank position, no lead
 + + = +ve supplementary dc supply
 - - = -ve supplementary dc supply
 ϕ, ϕ^* = output frequency compensation

CASE (APP. F.)	LD 1	LD 2	LD 3	LD 4	LD 5	LD 6	LD 7	LD 8	LD 9	LD 10	LD 11	LD 12	LD 13	LD 14	LD 15	LD 16	EUROPE SUBSTITUTION	USA SUBSTITUTION	IS	TYPE NUMBER	
CHP																			0	AML39A-DICE	
DIL-14/1C	R2	R1	V+	E-1	E+1	E-2	E+2	E+3	E-3	E-4	E+4	G	R4	R3			MLM139AL	LM139AD	0	AML39A-DIP	
FLP-14/3C	R2	R1	V+	E-1	E+1	E-2	E+2	E+3	E-3	E-4	E+4	G	R4	R3				LM139AF	0	AML39A-FLP	
CHP																	AML D139	LD139	0	AML39-DICE	
DIL-14/1C	R2	R1	V+	E-1	E+1	E-2	E+2	E+3	E-3	E-4	E+4	G	R4	R3			LM1390DD	LM1390	0	AML39-DIP	
FLP-14/3C	R2	R1	V+	E-1	E+1	E-2	E+2	E+3	E-3	E-4	E+4	G	R4	R3				LM139F	0	AML39-FLP	
CHP																	AML D148	LD148	0	AML48-DICE	
DIL-14/1C	R1	E-1	E+1	V+	E+2	E-2	R2	R3	E-3	E+3	V-	E+4	E-4	R4			AMLML490	LM1480	0	AML48-DIP	
CHP																	AML D149	LD149	0	AML49-DICE	
DIL-14/1C	R1	E-1	E+1	V+	E+2	E-2	R2	R3	E-3	E+3	V-	E+4	E-4	R4			LM1490	AMLML490	0	AML49-DIP	
DIL-14/1C	N	N	FT	E-	E+	V-	N	N	T*	R	V+	F*	N	N			UA201AD	LM201AD	0	AM201-DIP	
FLP-10/3C	N	FT	E-	E+	V-	T*	R	V+	F*	N							SFC2201APT	LM201AF	0	AM201A-FLP	
T05-8/1M	FT	E-	E+	V-M	T*	R	V+	F*									SFC2101A	LM201AH	0	AM201A-T05	
DIL-14/1C	N	N	FT	E-	E+	V-	N	N	T*	R	V+	F*	N	N			UA201AD	LM201AD	0	AM201-DIP	
FLP-10/3M	N	FT	E-	E+	V-	T*	R	V+	F*	N							SFC2201APM	LM201F	0	AM201-FLP	
T05-8/1M	FT	E-	E+	V-M	T*	R	V+	F*									SFC2101A	LM201H	0	AM201-T05	
DIL-14/1C	N	N	T	N	E+	V-	N	N	L	R	V+	T*	N	N				LM202D	0	AM202-DIP	
T05-8/1M	T	N	E+	V-	L	R	V+	T*									UA102M	LM202H	0	AM202-T05	
T05-8/1M	G	E+	N-	E-M	S1	S2	R	V+									SN52106L	LM206H	0	AM206-T05	
DIL-14/1C	N	N	E-	E+	V-	N	N	N	R	V+	N	N	N				SN52107JA	LM207D	0	AM207-DIP	
FLP-10/3C	N	N	E-	E+	V-	N	R	V+	N	N							SFC2207PT	LM207F	0	AM207-FLP	
T05-8/1M	N	E-	E+	V-M	N	R	V+	N									SFC2207	LM207H	0	AM207-T05	
DIL-14/1C	N	F	N	E-	E+	N	V-	N	N	R	V+	F*	N	N			UA208AD	LM208AD	0	AM208A-DIP	
T05-8/1M	F	E-	E+	V-M	N	R	V+	F*									SFC2208A	LM208AH	0	AM208A-T05	
DIL-14/1C	N	F	N	E-	E+	N	V-	N	N	R	V+	F*	N	N			UA208D	LM208D	0	AM208-DIP	
T05-8/1M	F	E-	E+	V-M	N	R	V+	F*									SFC2208	LM208H	0	AM208-T05	
DIL-14/1C	N	N	T	N	E+	V-	N	N	L	R	V+	T*	N	N			SN52110JA	LM210D	0	AM210-DIP	
FLP-10/3C	N	T	N	E+	V-	L	R	V+	T*	N								LM210F	0	AM210-FLP	
T05-8/1M	T	N	E+	V-	L	R	V+	T*									SFC2210	LM210H	0	AM210-T05	
DIL-14/1C	N	G	E+	E-	N	V-	T	T*S	R	N	V+	N	N	N			SN52111J	LM211D	0	AM211-DIP	
T05-8/1M	G	E+	E-	V-	T	T*S	R	V+									SFC2211	LM211H	0	AM211-T05	
DIL-14/1C	N	T	W	E-	E+	W*	V-	N	F	R	V+	T*	N	N				LM212D	0	AM212-DIP	
FLP-10/3C	N	W	E-	E+	W*	V-	R	V+	T	T*								LM212F	0	AM212-FLP	
T05-8/1M	T	E-	E+	V-	F	R	V+	T*										LM212H	0	AM212-T05	
CHP																		LD216A	0	AM216A-DICE	
DIL-14/1C	N	T	W	E-	E+	W*	V-	N	F	R	V+	T*	N	N				LM216AD	0	AM216A-DIP	
FLP-10/3C	N	W	E-	E+	W*	V-	R	V+	T	T*								LM216AF	0	AM216A-FLP	
T05-8/1M	T	E-	E+	V-	F	R	V+	T*										LM216AH	0	AM216A-T05	
CHP																		LD216	0	AM216-DICE	
DIL-14/1C	N	T	W	E-	E+	W*	V-	N	F	R	V+	T*	N	N				LM216D	0	AM216-DIP	
FLP-10/3C	N	W	E-	E+	W*	V-	R	V+	T	T*								LM216F	0	AM216-FLP	
T05-8/1M	T	E-	E+	V-	F	R	V+	T*										LM216H	0	AM216-T05	
DIL-14/1C	N	N	T*F	E-	E+	V-	N	N	F*T	R	V+	ϕ	N	N				LM218D	0	AM218-DIP	
FLP-10/3C	N	T*F	E-	E+	V-	F*T	R	V+	ϕ	N								LM218F	0	AM218-FLP	
T05-8/1M	T*F	E-	E+	V-	F*T	R	V+	ϕ										LM218H	0	AM218-T05	
DIL-14/1C	N	N	G1	E+1	E-1	V-	R2	G2	E+2	E-2	V+							TDE0119DP	LM219D	0	AM219-DIP
FLP-10/3C	R1	G1	E+1	E-1	V-	R2	G2	E+2	E-2	V+								LM219F	0	AM219-FLP	
T05-10/1M	R1	G1	E+1	E-1	V-	R2	G2	E+2	E-2	V+								TDE0119CM	LM219H	0	AM219-T05
DIL-14/1C	R1	E-1	E+1	V+	E+2	E-2	R2	R3	E-3	E+3	G	E+4	E-4	R4				LM224AD	0	AM224A-DIP	
DIL-14/1C	R1	E-1	E+1	V+	E+2	E-2	R2	R3	E-3	E+3	G	E+4	E-4	R4				LM224D	0	AM224-DIP	
DIL-14/1C	R2	R1	V+	E-1	E+1	E-2	E+2	E+3	E-3	E-4	E+4	G	R4	R3				MLM239AL	LM239AD	0	AM239A-DIP
DIL-14/1C	R2	R1	V+	E-1	E+1	E-2	E+2	E+3	E-3	E-4	E+4	G	R4	R3				MLM239L	LM239D	0	AM239-DIP
DIL-14/1C	R1	E-1	E+1	V+	E+2	E-2	R2	R3	E-3	E+3	V-	E+4	E-4	R4				LM248D	0	AM248-DIP	
DIL-14/1C	R1	E-1	E+1	V+	E+2	E-2	R2	R3	E-3	E+3	V-	E+4	E-4	R4				LM249D	0	AM249-DIP	
CHP																		LD301A	0	AM301A-DICE	
DIL-8/1P	FT	E-	E+	V-	T*	R	V+	F*										SFC2301ADC	LM301AN	0	AM301A-DIL8
DIL-14/1C	N	N	FT	E-	E+	V-	N	N	T*	R	V+	F*	N	N				UA301AD	LM301AJ14	0	AM301A-DIP
T05-8/1M	FT	E-	E+	V-M	T*	R	V+	F*										SFC2301AH	LM301AH	0	AM301A-T05
CHP																			0	AM301-DICE	
DIL-14/1C	N	N	FT	E-	E+	V-	N	N	T*	R	V+	F*	N	N					LM301D	0	AM301-DIP

TYPE NUMBER	MFR	APP	COMP	GBP MIN	SLEW RATE MIN	V _{S+} MAX	V _{S-} MAX	T _{OP} MAX	A _{VOL} MIN	V _{IO} MAX	I _B MAX	I _{IO} MAX	P _{TOT} MAX	I _{OUT} MIN	V _{OUT} MIN	V _{ICM} MAX	V _{IDF} MAX	dV _{IO} /dT MAX	P _O MAX	I _O MAX	CM RR MIN	PS RR MIN	R _{IN} MIN	
AM301-FLP	ADU	GPU	EXT	.	.	+18V	-18V	70C	83dB	10MV	2uA	.75uA	500MWF	.	12V	15V	30V	30uV/C	.	3MA	65dB	70dB	100K	
AM301-T05	ADU	GPU	EXT	.	.	+18V	-18V	70C	83dB	10MV	2uA	.75uA	500MWF	.	12V	15V	30V	30uV/C	.	3MA	65dB	70dB	100K	
AM302-DIP	ADU	VFA	INT	.	.	+18V	-18V	85C	0dB	5MV	30NA	.	500MWF	1MA	10V	.	.	90uV/C	.	6MA	.	.	10G	
AM302-T05	ADU	VFA	INT	.	.	+18V	-18V	70C	0dB	15MV	30NA	.	500MWF	1MA	10V	.	.	90uV/C	.	6MA	.	60dB	10G	
AM302-DICE	ADU	VFA	INT	.	.	+18V	-18V	70C	0dB	15MV	30NA	.	500MWF	1MA	10V	.	.	90uV/C	.	6MA	.	60dB	10G	
AM306-DICE	ADU	CPR	EXT	.	.	+15V	-15V	70C	84dB	5MV	25uA	5uA	.	50MA	2.5V	.	.	20uV/C	163MW	
AM306-T05	ADU	CPR	EXT	.	.	+15V	-15V	70C	84dB	5MV	25uA	5uA	600MWF	50MA	2.5V	.	.	20uV/C	163MW	
AM307-DICE	ADU	GPK	INT	.	.	+18V	-18V	70C	84dB	7.5MV	250NA	50NA	.	5MA	12V	15V	30V	30uV/C	.	.	70dB	70dB	0.5M	
AM307-DIP	ADU	GPK	INT	.	.	+18V	-18V	70C	84dB	7.5MV	250NA	50NA	500MWF	5MA	12V	15V	30V	30uV/C	.	.	70dB	70dB	0.5M	
AM307-T05	ADU	GPK	INT	.	.	+18V	-18V	70C	84dB	7.5MV	250NA	50NA	500MWF	5MA	12V	15V	30V	30uV/C	.	.	70dB	70dB	0.5M	
AM308A-DICE	ADU	SBA	EXT	.	.	+18V	-18V	70C	98dB	0.5MV	7NA	1NA	.	1MA	13V	15V	1V	5uV/C	.	.6MA	96dB	96dB	10M	
AM308A-DIL8	ADU	SBA	EXT	.	.	+18V	-18V	70C	98dB	0.5V	7NA	1NA	500MWF	1MA	13V	15V	1V	5uV/C	.	.6MA	96dB	96dB	10M	
AM308A-DIP	ADU	SBA	EXT	.	.	+18V	-18V	70C	98dB	0.5MV	7NA	1NA	500MWF	1MA	13V	15V	1V	5uV/C	.	.6MA	96dB	96dB	10M	
AM308A-T05	ADU	SBA	EXT	.	.	+18V	-18V	70C	98dB	0.5MV	7NA	1NA	500MWF	1MA	13V	15V	1V	5uV/C	.	.6MA	96dB	96dB	10M	
AM308-DICE	ADU	SBA	EXT	.	.	+18V	-18V	70C	88dB	7.5MV	7NA	1NA	.	1MA	13V	15V	1V	30uV/C	.	.6MA	80dB	80dB	10M	
AM308-DIL8	ADU	SBA	EXT	.	.	+18V	-18V	70C	88dB	7.5MV	7NA	1NA	500MWF	1MA	13V	15V	1V	30uV/C	.	.6MA	80dB	80dB	10M	
AM308-DIP	ADU	SBA	EXT	.	.	+18V	-18V	70C	88dB	7.5MV	7NA	1NA	500MWF	1MA	13V	15V	1V	30uV/C	.	.6MA	80dB	80dB	10M	
AM308-T05	ADU	SBA	EXT	.	.	+18V	-18V	70C	88dB	7.5MV	7NA	1NA	500MWF	1MA	13V	15V	1V	30uV/C	.	.6MA	80dB	80dB	10M	
AM310-DICE	ADU	VFA	INT	.	15V/US	+18V	-18V	70C	0dB	7.5MV	7NA	.	500MWF	1MA	10V	15V	15V	50uV/C	.	6MA	.	70dB	10G	
AM310-DIL8	ADU	VFA	INT	.	15V/US	+18V	-18V	70C	0dB	7.5MV	7NA	.	500MWF	1MA	10V	15V	15V	50uV/C	.	6MA	.	70dB	10G	
AM310-DIP	ADU	VFA	INT	.	15V/US	+18V	-18V	70C	0dB	7.5MV	7NA	.	500MWF	1MA	10V	15V	15V	50uV/C	.	6MA	.	70dB	10G	
AM310-FLP	ADU	VFA	INT	.	15V/US	+18V	-18V	70C	0dB	7.5MV	7NA	.	500MWF	1MA	10V	15V	15V	50uV/C	.	6MA	.	70dB	10G	
AM310-T05	ADU	VFA	INT	.	15V/US	+18V	-18V	70C	0dB	7.5MV	7NA	.	500MWF	1MA	10V	15V	15V	50uV/C	.	6MA	.	70dB	10G	
AM311-DICE	ADU	CPR	EXT	.	.	+18V	-18V	70C	100dB	7.5MV	250NA	50NA	.	.	.	15V	30V	.	.	8MA	.	.	.	
AM311-DIP	ADU	CPR	EXT	.	.	+18V	-18V	70C	100dB	7.5MV	250NA	50NA	500MWF	.	.	15V	30V	.	.	8MA	.	.	.	
AM311-T05	ADU	CPR	EXT	.	.	+18V	-18V	70C	100dB	7.5MV	250NA	50NA	500MWF	.	.	15V	30V	.	.	8MA	.	.	.	
AM312-DICE	ADU	SBA	INT	.	.	+18V	-18V	70C	88dB	7.5MV	7NA	1NA	.	1MA	13V	14V	14V	15uV/C	.	.8MA	80dB	80dB	10M	
AM312-DIP	ADU	SBA	INT	.	.	+18V	-18V	70C	88dB	7.5MV	7NA	1NA	500MWF	1MA	13V	14V	14V	15uV/C	.	.8MA	80dB	80dB	10M	
AM312-T05	ADU	SBA	INT	.	.	+18V	-18V	70C	88dB	7.5MV	7NA	1NA	500MWF	1MA	13V	14V	14V	15uV/C	.	.8MA	80dB	80dB	10M	
AM316A-DICE	ADU	LBC	INT	.	.	+20V	-20V	70C	92dB	3MV	50pA	15pA	.	1MA	13V	15V	14V	.	.	.6MA	80dB	80dB	2G	
AM316A-DIP	ADU	LBC	INT	.	.	+20V	-20V	70C	92dB	3MV	50pA	15pA	500MWF	1MA	13V	15V	14V	.	.	.6MA	80dB	80dB	2G	
AM316A-FLP	ADU	LBC	INT	.	.	+20V	-20V	70C	92dB	3MV	50pA	15pA	500MWF	1MA	13V	15V	14V	.	.	.6MA	80dB	80dB	2G	
AM316A-T05	ADU	LBC	INT	.	.	+20V	-20V	70C	92dB	3MV	50pA	15pA	500MWF	1MA	13V	15V	14V	.	.	.6MA	80dB	80dB	2G	
AM316-DICE	ADU	LBC	INT	.	.	+20V	-20V	70C	86dB	10MV	150pA	50pA	.	1MA	13V	15V	14V	.	.	.8MA	80dB	80dB	300M	
AM316-DIP	ADU	LBC	INT	.	.	+20V	-20V	70C	86dB	10MV	150pA	50pA	500MWF	1MA	13V	15V	14V	.	.	.8MA	80dB	80dB	300M	
AM316-FLP	ADU	LBC	INT	.	.	+20V	-20V	70C	86dB	10MV	150pA	50pA	500MWF	1MA	13V	15V	14V	.	.	.8MA	80dB	80dB	300M	
AM316-T05	ADU	LBC	INT	.	.	+20V	-20V	70C	86dB	10MV	150pA	50pA	500MWF	1MA	13V	15V	14V	.	.	.8MA	80dB	80dB	300M	
AM318-DICE	ADU	XSR	INT	.	50V/US	+20V	-20V	70C	88dB	10MV	500NA	200NA	.	6MA	12V	15V	1V	.	.	8MA	70dB	65dB	500K	
AM318-DIL8	ADU	XSR	INT	.	50V/US	+20V	-20V	70C	88dB	10MV	500NA	200NA	500MWF	6MA	12V	15V	1V	.	.	8MA	70dB	65dB	500K	
AM318-DIP	ADU	XSR	INT	.	50V/US	+20V	-20V	70C	88dB	10MV	500NA	200NA	500MWF	6MA	12V	15V	1V	.	.	8MA	70dB	65dB	500K	
AM318-FLP	ADU	XSR	INT	.	50V/US	+20V	-20V	70C	88dB	10MV	500NA	200NA	500MWF	6MA	12V	15V	1V	.	.	8MA	70dB	65dB	500K	
AM318-T05	ADU	XSR	INT	.	50V/US	+20V	-20V	70C	88dB	10MV	500NA	200NA	500MWF	6MA	12V	15V	1V	.	.	8MA	70dB	65dB	500K	
AM319-DICE	ADU	DCP	INT	.	.	+18V	-18V	70C	78dB	8MV	1uA	0.2uA	.	.	15V	5V	.	.	12MA	
AM319-DILP	ADU	DCP	INT	.	.	+18V	-18V	70C	78dB	8MV	1uA	0.2uA	500MWF	.	.	15V	5V	.	.	12MA	.	.	.	
AM319-DIP	ADU	DCP	INT	.	.	+18V	-18V	70C	78dB	8MV	1uA	0.2uA	500MWF	.	.	15V	5V	.	.	12MA	.	.	.	
AM319-T05	ADU	DCP	INT	.	.	+18V	-18V	70C	78dB	8MV	1uA	0.2uA	500MWF	.	.	15V	5V	.	.	12MA	.	.	.	
AM324A-DICE	ADU	QKQ	INT	.	.	+16V	-16V	70C	88dB	3MV	100NA	30NA	.	.	16V	16V	.	30uV/C	.	2MA	65dB	65dB	.	
AM324A-DIL8	ADU	QKQ	INT	.	.	+16V	-16V	70C	88dB	3MV	100NA	30NA	900MWF	.	.	16V	16V	.	30uV/C	.	2MA	65dB	65dB	.
AM324A-DIP	ADU	QKQ	INT	.	.	+16V	-16V	70C	88dB	3MV	100NA	30NA	900MWF	.	.	16V	16V	.	30uV/C	.	2MA	65dB	65dB	.
AM324-DICE	ADU	QKQ	INT	.	.	+16V	-16V	70C	88dB	7MV	250NA	50NA	.	.	16V	16V	.	35uV/C	.	2MA	65dB	65dB	.	
AM324-DILP	ADU	QKQ	INT	.	.	+16V	-16V	70C	88dB	7MV	250NA	50NA	900MWF	.	.	16V	16V	.	35uV/C	.	2MA	65dB	65dB	.
AM324-DIP	ADU	QKQ	INT	.	.	+16V	-16V	70C	88dB	7MV	250NA	50NA	900MWF	.	.	16V	16V	.	35uV/C	.	2MA	65dB	65dB	.
AM339A-DICE	ADU	QCP	EXT	.	.	+18V	-18V	70C	94dB	2MV	250NA	50NA	.	6MA	18V	18V	.	.	.	2MA	.	.	.	
AM339A-DILP	ADU	QCP	EXT	.	.	+18V	-18V	70C	94dB	2MV	250NA	50NA	900MWF	6MA	18V	18V	.	.	.	2MA	.	.	.	
AM339A-DIP	ADU	QCP	EXT	.	.	+18V	-18V	70C	94dB	2MV	250NA	50NA	900MWF	6MA	18V	18V	.	.	.	2MA	.	.	.	
AM339-DICE	ADU	QCP	EXT	.	.	+18V	-18V	70C	88dB	5MV	250NA	50NA	.	6MA	18V	18V	.	.	.	2MA	.	.	.	
AM339-DILP	ADU	QCP	EXT	.	.	+18V	-18V	70C	88dB	5MV	250NA	50NA	900MWF	6MA	18V	18V	.	.	.	2MA	.	.	.	
AM339-DIP	ADU	QCP	EXT	.	.	+18V	-18V	70C	88dB	5MV	250NA	50NA	900MWF	6MA	18V	18V	.	.	.	2MA	.	.	.	
AM348-DICE	ADU	QKQ	INT	.3MHZ	0.2V/US	+18V	-18V	70C	88dB	6MV	200NA	50NA	.	5MA	12V	18V	36V	.	.	1MA	70dB	77dB	800K	
AM348-DILP	ADU	QKQ	INT	.3MHZ	0.2V/US	+18V	-18V	70C	88dB	6MV														

For detailed explanations of column heading notations, see App. A.

Also for ready references the more important abbreviations used in the column headings are listed below:

- LEFT HAND PAGE**
 APP = application (codes at APP.E.)
 CMRR = common mode rejection ratio
 CMP = compensation (frequency)
 dV_{IO}/dT = input offset voltage temperature drift
 GBP = gain bandwidth product
 I_b = input bias current
 I_{IO} = input bias offset current
 I_0 = quiescent supply current
 MFR = manufacturer (codes at App.C.)
 P_0 = quiescent power consumer
 PSRR = power supply rejection ratio
 V_{ICM} = common mode input voltage rating
 V_{IDF} = differential input voltage rating
 V_{IO} = input offset voltage
 V_S = dc supply voltage

RIGHT HAND PAGE
 Lead out coding summary (details at APP.G.) for different cases (APP.F.)

- A = gain adjust
 B = bias adjust
 C = case
 E- = inverting input
 E+ = non-inverting input
 F,F* = input frequency compensation
 G = ground
 J = high level input
 K = output, open collector
 L = output, open emitter
 M = metal case
 N = not connected
 Q = special terminal
 R,R* = outputs
 S = strobe
 T,T* = offset balance
 V+ = +ve dc supply
 V- = -ve dc supply
 W = guard ring
 X = blank position, no lead
 ++ = +ve supplementary dc supply
 -- = -ve supplementary dc supply
 ϕ,ϕ^* = output frequency compensation

CASE (APP. F)	LD 1	LD 2	LD 3	LD 4	LD 5	LD 6	LD 7	LD 8	LD 9	LD 10	LD 11	LD 12	LD 13	LD 14	LD 15	LD 16	EUROPE SUBSTITUTION	USA SUBSTITUTION	IS	TYPE NUMBER		
FLP-10/3C	N	FT	E-	E+	V-	T*	R	V+	F*	N	SFC2201APT	LM301F	0	AM301-FLP		
T05-8/1M	FT	E-	E+	V-M	T*	R	V+	F*	N	SFC2301A	LM301H	0	AM301-T05		
DIL-14/1C	N	N	T	N	E+	V-	N	N	L	R	V+	T*	N	N	.	.	LM302D	LM302D	0	AM302-DIP		
T05-8/1M	T	N	E+	V-	L	R	V+	T*	UA302C	LM302H	0	AM302-T05		
CHP	LD302	LD302	0	AM302-DICE	
CHP	LD306	LD306	0	AM306-DICE	
T05-8/1M	G	E+	E-	V-M	S1	S2	R	V+	SN72306L	LM306H	0	AM306-T05		
CHP	0	AM307-DICE	
DIL-14/1C	N	N	N	E-	E+	V-	N	N	N	R	V+	N	N	N	.	.	SN72307JA	LM307D	0	AM307-DIP		
T05-8/1M	N	E-	E+	V-M	N	R	V+	N	SFC2307	LM307H	0	AM307-T05		
CHP	0	AM308A-DICE	
DIL-8/1P	F	E-	E+	V-	N	R	V+	F*	LM308AN	LM308AN	0	AM308A-DIL8	
DIL-14/1C	N	F	N	E-	E+	N	V-	N	N	R	V+	F*	N	N	.	.	SN72308AJA	LM308AD	0	AM308A-DIP		
T05-8/1M	F	E-	E+	V-M	N	R	V+	F*	SFC2308A	LM308AH	0	AM308A-T05		
CHP	0	AM308-DICE	
DIL-8/1P	F	E-	E+	V-	N	R	V+	F*	SFC2308DC	LM308N	0	AM308-DIL8		
DIL-14/1C	N	F	N	E-	E+	N	V-	N	N	R	V+	F*	N	N	.	.	SN72308JA	LM308D	0	AM308-DIP		
T05-8/1M	F	E-	E+	V-M	N	R	V+	F*	SFC2308A	LM308H	0	AM308-T05		
CHP	0	AM310-DICE	
DIL-8/1P	T	N	E+	V-	L	R	V+	T*	SFC2310DC	LM310N	0	AM310-DIL8		
DIL-14/1C	N	N	T	N	E+	V-	N	N	L	R	V+	T*	N	N	.	.	SFC2310EC	LM310D	0	AM310-DIP		
FLP-10/3C	N	T	N	E+	V-	L	R	V+	T*	N	LM310F	LM310F	0	AM310-FLP	
T05-8/1M	T	N	E+	V-	L	R	V+	T*	SFC2310EC	LM310H	0	AM310-T05		
CHP	0	AM311-DICE	
DIL-14/1P	N	G	E+	E-	N	V-	T	T*S	R	N	V+	N	N	N	.	.	SFC2311EC	LM311D	0	AM311-DIP		
T05-8/1M	G	E+	E-	V-	T	T*	R	V+	SFC2311	LM311H	0	AM311-T05		
CHP	0	AM312-DICE	
DIL-14/1C	N	T	W	E-	E+	W*	V-	N	F	R	V+	T*	N	N	.	.	.	LM312D	LM312D	0	AM312-DIP	
T05-8/1M	T	E-	E+	V-	F	R	V+	T*	LM312H	LM312H	0	AM312-T05
CHP	0	AM316A-DICE	
DIL-14/1C	N	T	W	E-	E+	W*	V-	N	F	R	V+	T*	N	N	.	.	.	LM316AD	LM316AD	0	AM316A-DIP	
FLP-10/3C	N	W	E-	E+	W*	V-	R	V+	T	T*	LM316AF	LM316AF	0	AM316A-FLP	
T05-8/1M	T	E-	E+	V-	F	R	V+	T*	LM316AH	LM316AH	0	AM316A-T05	
CHP	0	AM316-DICE	
DIL-14/1C	N	T	W	E-	E+	W*	V-	N	F	R	V+	T*	N	N	.	.	MLM316D	LM316D	0	AM316-DIP		
FLP-10/3C	N	W	E-	E+	W*	V-	R	V+	T	T*	LM316F	LM316F	0	AM316-FLP	
T05-8/1M	T	E-	E+	V-	F	R	V+	T*	LM316H	LM316H	0	AM316-T05	
CHP	0	AM318-DICE	
DIL-8/1P	T*F	E-	E+	V-	F*	R	V-	ϕ	SN72318JP	LM318N	0	AM318-DIL8		
DIL-14/1C	N	N	T*F	E-	E+	V-	N	N	F*T	R	V+	ϕ	N	N	.	.	SN72318JA	LM318D	0	AM318-DIP		
FLP-10/3C	N	T*F	E-	E+	V-	F*T	R	V+	ϕ	N	LM318F	LM318F	0	AM318-FLP	
T05-8/1M	T*F	E-	E+	V-	F*T	R	V+	ϕ	TDE0118CM	LM318H	0	AM318-T05		
CHP	0	AM319-DICE	
DIL-14/1P	N	N	G1	E+1	E-1	V-	R2	G2	E+2	E-2	V+	R1	N	N	.	.	TDB0119DP	LM319N	0	AM319-DILP		
DIL-14/1P	N	N	G1	E+1	E-1	V-	R2	G2	E+2	E-2	V+	R1	N	N	.	.	TDB0119DP	LM319D	0	AM319-DIP		
T05-10/1M	R1	G1	E+1	E-1	V-	R2	G2	E+2	E-2	V+	TDB0119CM	LM319H	0	AM319-T05		
CHP	0	AM324A-DICE	
DIL-14/1P	R1	E-1	E+1	V+	E+2	E-2	R2	R3	E-3	E+3	G	E+4	E-4	R4	.	.	.	LM324AN	LM324AN	0	AM324A-DILP	
DIL-14/1C	R1	E-1	E+1	V+	E+2	E-2	R2	R3	E-3	E+3	G	E+4	E-4	R4	.	.	.	LM324AD	LM324AD	0	AM324A-DIP	
CHP	0	AM324-DICE	
DIL-14/1P	R1	E-1	E+1	V+	E+2	E-2	R2	R3	E-3	E+3	G	E+4	E-4	R4	.	.	.	MLM324J	LM324N	0	AM324-DILP	
DIL-14/1C	R1	E-1	E+1	V+	E+2	E-2	R2	R3	E-3	E+3	G	E+4	E-4	R4	.	.	.	MLM324L	LM324D	0	AM324-DIP	
CHP	0	AM339A-DICE	
DIL-14/1P	R2	R1	V+	E-1	E+1	E-2	E+2	E+3	E-3	E-4	E+4	G	R4	R3	.	.	.	MLM339AL	LM339AN	0	AM339A-DILP	
DIL-14/1C	R2	R1	V+	E-1	E+1	E-2	E+2	E+3	E-3	E-4	E+4	G	R4	R3	.	.	.	MLM339AL	LM339AD	0	AM339A-DIP	
CHP	0	AM339-DICE	
DIL-14/1P	R2	R1	V+	E-1	E+1	E-2	E+2	E+3	E-3	E-4	E+4	G	R4	R3	.	.	.	MLM339L	LM339D	0	AM339-DILP	
DIL-14/1C	R2	R1	V+	E-1	E+1	E-2	E+2	E+3	E-3	E-4	E+4	G	R4	R3	.	.	.	MLM339L	LM339D	0	AM339-DIP	
CHP	0	AM348-DICE	
DIL-14/1P	R1	E-1	E+1	V+	E+2	E-2	R2	R3	E-3	E+3	V-	E+4	E-4	R4	LM348N	LM348N	0	AM348-DILP

TYPE NUMBER	MFR	APP	COMP	GBP MIN	SLEW RATE MIN	Vs+ MAX	Vs- MAX	Top MAX	AvOL MIN	Vio MAX	Is MAX	Iio MAX	Ptot MAX	Iout MIN	Vout MIN	VicM MAX	VidF MAX	dVio/dT MAX	PO MAX	Io MAX	CM RR MIN	PS RR MIN	Rin MIN
AM348-DIP	ADU	QGK	INT	.3MHZ	0.2V/US	+18V	-18V	70C	88dB	6MV	200NA	50NA	900MWF	5MA	12V	18V	36V	.	.	1MA	70dB	77dB	800K
AM349-DICE	ADU	QGK	INT	1MHZ	0.5V/US	+18V	-18V	70C	88dB	6MV	200NA	50NA	900MWF	5MA	12V	18V	36V	.	.	1MA	70dB	77dB	800K
AM349-DILP	ADU	QGK	INT	1MHZ	0.5V/US	+18V	-18V	70C	88dB	6MV	200NA	50NA	900MWF	5MA	12V	18V	36V	.	.	1MA	70dB	77dB	800K
AM349-DIP	ADU	QGK	INT	1MHZ	0.5V/US	+18V	-18V	70C	88dB	6MV	200NA	50NA	900MWF	5MA	12V	18V	36V	.	.	1MA	70dB	77dB	800K
AMS00GC	DAU	XSR	INT	.1GHZ	500V/US	+18V	-18V	70C	100dB	3MV	4NA	0.5NA	.	50MA	10V	18V	5V	5uV/C	.	30MA	.	80dB	10M
AMS00MM	DAU	XSR	INT	.1GHZ	500V/US	+18V	-18V	125C	100dB	3MV	4NA	0.5NA	.	50MA	10V	18V	5V	5uV/C	.	30MA	.	80dB	10M
AMS00DC	DAU	XSR	INT	.1GHZ	500V/US	+18V	-18V	85C	100dB	3MV	4NA	0.5NA	.	50MA	10V	18V	5V	5uV/C	.	30MA	.	80dB	10M
AMS920R	ADU	BDO	EXT	20MHZ	.	+8V	-8V	70C	48dB	6MV	30UA	5UA	670MWF	2MA	1.5V	6V	5V	.	.	24MA	60dB	50dB	2K
AMS92DM	ADU	BDO	EXT	20MHZ	.	+8V	-8V	125C	50dB	5MV	20UA	3UA	500MWF	2MA	1.5V	6V	5V	.	.	24MA	60dB	50dB	2K
AMS92HC	ADU	BDO	EXT	20MHZ	.	+8V	-8V	70C	48dB	6MV	30UA	5UA	500MWF	2MA	1.5V	6V	5V	.	.	24MA	60dB	50dB	2K
AMS92HM	ADU	BDO	EXT	20MHZ	.	+8V	-8V	125C	50dB	5MV	20UA	3UA	500MWF	2MA	1.5V	6V	5V	.	.	24MA	60dB	50dB	2K
AMS92PC	ADU	BDO	EXT	20MHZ	.	+8V	-8V	70C	48dB	6MV	30UA	5UA	670MWF	2MA	1.5V	6V	5V	.	.	24MA	60dB	50dB	2K
AM685DL	ADU	CPR	EXT	.	.	+7V	-7V	85C	.	2MV	10UA	1UA	500MWF	.	.	4V	6V	10uV/C	300MW	26MA	80dB	70dB	6K
AM685DM	ADU	CPR	EXT	.	.	+7V	-7V	125C	.	2MV	10UA	1UA	500MWF	.	.	4V	6V	10uV/C	300MW	26MA	80dB	70dB	6K
AM685HL	ADU	CPR	EXT	.	.	+7V	-7V	85C	.	2MV	10UA	1UA	500MWF	.	.	4V	6V	10uV/C	300MW	26MA	80dB	70dB	6K
AM685HM	ADU	CPR	EXT	.	.	+7V	-7V	125C	.	2MV	10UA	1UA	500MWF	.	.	4V	6V	10uV/C	300MW	26MA	80dB	70dB	6K
AM685XL	ADU	CPR	EXT	.	.	+7V	-7V	85C	.	2MV	10UA	1UA	500MWF	.	.	4V	6V	10uV/C	300MW	26MA	80dB	70dB	6K
AM685XM	ADU	CPR	EXT	.	.	+7V	-7V	125C	.	2MV	10UA	1UA	500MWF	.	.	4V	6V	10uV/C	300MW	26MA	80dB	70dB	6K
AM686DC	ADU	CPR	EXT	.	.	+7V	-7V	70C	.	3MV	10UA	1UA	600MWF	.	.	4V	6V	10uV/C	415MW	42MA	80dB	70dB	.
AM686DM	ADU	CPR	EXT	.	.	+7V	-7V	125C	.	2MV	10UA	1UA	600MWF	.	.	4V	6V	10uV/C	400MW	40MA	80dB	70dB	.
AM686HC	ADU	CPR	EXT	.	.	+7V	-7V	70C	.	3MV	10UA	1UA	600MWF	.	.	4V	6V	10uV/C	415MW	42MA	80dB	70dB	.
AM686HM	ADU	CPR	EXT	.	.	+7V	-7V	125C	.	2MV	10UA	1UA	600MWF	.	.	4V	6V	10uV/C	400MW	40MA	80dB	70dB	.
AM686XC	ADU	CPR	EXT	.	.	+7V	-7V	70C	.	3MV	10UA	1UA	600MWF	.	.	4V	6V	10uV/C	415MW	42MA	80dB	70dB	.
AM686XM	ADU	CPR	EXT	.	.	+7V	-7V	125C	.	2MV	10UA	1UA	600MWF	.	.	4V	6V	10uV/C	400MW	40MA	80dB	70dB	.
AM687ADL	ADU	DCP	EXT	.	.	+7V	-7V	85C	.	3MV	10UA	1UA	600MWF	.	.	4V	6V	10uV/C	485MW	48MA	80dB	70dB	.
AM687ADM	ADU	DCP	EXT	.	.	+7V	-7V	125C	.	2MV	10UA	1UA	600MWF	.	.	4V	6V	10uV/C	450MW	44MA	80dB	70dB	.
AM687DL	ADU	DCP	EXT	.	.	+7V	-7V	85C	.	3MV	10UA	1UA	600MWF	.	.	4V	6V	10uV/C	485MW	48MA	80dB	70dB	.
AM687DM	ADU	DCP	EXT	.	.	+7V	-7V	125C	.	2MV	10UA	1UA	600MWF	.	.	4V	6V	10uV/C	450MW	44MA	80dB	70dB	.
AM687XL	ADU	DCP	EXT	.	.	+7V	-7V	85C	.	3MV	10UA	1UA	600MWF	.	.	4V	6V	10uV/C	485MW	48MA	80dB	70dB	.
AM687XM	ADU	DCP	EXT	.	.	+7V	-7V	125C	.	2MV	10UA	1UA	600MWF	.	.	4V	6V	10uV/C	450MW	44MA	80dB	70dB	.
AM715DC	ADU	HSR	EXT	.	10V/US	+18V	-18V	70C	80dB	7.5MV	1.5UA	250NA	670MWF	5MA	10V	15V	15V	.	300MW	10MA	74dB	68dB	300K
AM715DM	ADU	HSR	EXT	.	15V/US	+18V	-18V	125C	84dB	5MV	750NA	250NA	670MWF	5MA	10V	15V	15V	.	210MW	7MA	74dB	70dB	300K
AM715FM	ADU	HSR	EXT	.	15V/US	+18V	-18V	125C	84dB	5MV	750NA	250NA	500MWF	5MA	10V	15V	15V	.	210MW	7MA	74dB	70dB	300K
AM715HC	ADU	HSR	EXT	.	10V/US	+18V	-18V	70C	80dB	7.5MV	1.5UA	250NA	500MWF	5MA	10V	15V	15V	.	300MW	10MA	74dB	68dB	300K
AM715HM	ADU	HSR	EXT	.	15V/US	+18V	-18V	125C	84dB	5MV	750NA	250NA	500MWF	5MA	10V	15V	15V	.	210MW	7MA	74dB	70dB	300K
AM715XC	ADU	HSR	EXT	.	10V/US	+18V	-18V	70C	80dB	7.5MV	1.5UA	250NA	.	5MA	10V	15V	15V	.	300MW	10MA	74dB	68dB	300K
AM715XM	ADU	HSR	EXT	.	15V/US	+18V	-18V	125C	84dB	5MV	750NA	250NA	.	5MA	10V	15V	15V	.	210MW	7MA	74dB	70dB	300K
AM725CN	ADU	PIA	EXT	.	.	+22V	-22V	70C	106dB	2.5MV	125NA	35NA	500MWF	5MA	12V	22V	5V	10uV/C	150MW	.	94dB	90dB	500K
AM725DM	ADU	PIA	EXT	.	.	+22V	-22V	125C	120dB	1MV	100NA	20NA	500MWF	5MA	12V	22V	5V	5uV/C	105MW	.	110dB	100dB	500K
AM725DC	ADU	PIA	EXT	.	.	+22V	-22V	70C	106dB	2.5MV	125NA	35NA	500MWF	5MA	12V	22V	5V	10uV/C	150MW	.	94dB	90dB	500K
AM725HC	ADU	PIA	EXT	.	.	+22V	-22V	70C	108dB	2.5MV	125NA	35NA	500MWF	5MA	12V	22V	5V	5uV/C	150MW	.	94dB	90dB	500K
AM725HM	ADU	PIA	EXT	.	.	+22V	-22V	125C	120dB	1MV	100NA	20NA	500MWF	5MA	12V	22V	5V	5uV/C	150MW	.	110dB	100dB	500K
AM725XC	ADU	PIA	EXT	.	.	+22V	-22V	70C	108dB	2.5MV	125NA	35NA	500MWF	5MA	12V	22V	5V	5uV/C	150MW	.	94dB	90dB	500K
AM725XM	ADU	PIA	EXT	.	.	+22V	-22V	125C	120dB	1MV	100NA	20NA	500MWF	5MA	12V	22V	5V	5uV/C	150MW	.	110dB	100dB	500K
AM733DC	ADU	BDO	EXT	20MHZ	.	+8V	-8V	70C	48dB	6MV	30UA	5UA	670MWF	2MA	1.5V	6V	5V	.	.	24MA	60dB	50dB	2K
AM733DM	ADU	BDO	EXT	20MHZ	.	+8V	-8V	125C	50dB	5MV	20UA	3UA	670MWF	2MA	1.5V	6V	5V	.	.	24MA	60dB	50dB	2K
AM733FM	ADU	BDO	EXT	20MHZ	.	+8V	-8V	70C	48dB	6MV	30UA	5UA	570MWF	2MA	1.5V	6V	5V	.	.	24MA	60dB	50dB	2K
AM733HC	ADU	BDO	EXT	20MHZ	.	+8V	-8V	125C	50dB	5MV	20UA	3UA	500MWF	2MA	1.5V	6V	5V	.	.	24MA	60dB	50dB	2K
AM733HM	ADU	BDO	EXT	20MHZ	.	+8V	-8V	125C	50dB	5MV	20UA	3UA	500MWF	2MA	1.5V	6V	5V	.	.	24MA	60dB	50dB	2K
AM733XC	ADU	BDO	EXT	20MHZ	.	+8V	-8V	70C	48dB	6MV	30UA	5UA	.	2MA	1.5V	6V	5V	.	.	24MA	60dB	50dB	2K
AM733XM	ADU	BDO	EXT	20MHZ	.	+8V	-8V	125C	50dB	5MV	20UA	3UA	.	2MA	1.5V	6V	5V	.	.	24MA	60dB	50dB	2K
AM741ADM	ADU	GPK	INT	.4MHZ	0.3V/US	+22V	-22V	125C	94dB	3MV	80NA	30NA	670MWF	10MA	16V	15V	30V	15uV/C	150MW	.	80dB	86dB	1M
AM741AFM	ADU	GPK	INT	.4MHZ	0.3V/US	+22V	-22V	125C	94dB	3MV	80NA	30NA	570MWF	10MA	16V	15V	30V	15uV/C	150MW	.	80dB	86dB	1M
AM741AHM	ADU	GPK	INT	.4MHZ	0.3V/US	+22V	-22V	125C	94dB	3MV	80NA	30NA	500MWF	10MA	16V	15V	30V	15uV/C	150MW	.	80dB	86dB	1M
AM741DC	ADU	GPK	INT	.	0.2V/US	+18V	-18V	70C	86dB	6MV	500NA	200NA	670MWF	5MA	12V	15V	30V	.	85MW	3MA	70dB	76dB	300K
AM741DM	ADU	GPK	INT	.4MHZ	0.3V/US	+22V	-22V	125C	94dB	3MV	80NA	30NA	670MWF	5MA	12V	15V	30V	15uV/C	150MW	.	80dB	86dB	1M
AM741EDC	ADU	GPK	INT	.4MHZ	0.3V/US	+22V	-22V	70C	94dB	3MV	80NA	30NA	670MWF	7MA	16V	15V	30V	15uV/C	150MW	.	80dB	86dB	1M
AM741EHC	ADU	GPK	INT	.4MHZ	0.3V/US	+22V	-22V	70C	94dB	3MV	80NA	30NA	500MWF	7MA	16V	15V	30V	15uV/C	150MW	.	80dB	86dB	1M
AM741FM	ADU	GPK	INT	.	0.2V/US</																		

For detailed explanations of column heading notations, see App. A.

Also for ready references the more important abbreviations used in the column headings are listed below:

LEFT HAND PAGE

APP = application (codes at APP.E.)

CMRR = common mode rejection ratio

CMP = compensation (frequency)

dV_{io}/dT = input offset voltage temperature drift

GBP = gain bandwidth product

I_B = input bias current

I_{io} = input bias offset current

I_Q = quiescent supply current

MFR = manufacturer (codes at App.C.)

P_Q = quiescent power consumer

PSRR = power supply rejection ratio

V_{ICM} = common mode input voltage rating

V_{iof} = differential input voltage rating

V_{io} = input offset voltage

V_S = dc supply voltage

RIGHT HAND PAGE

Lead out coding summary (details at APP.G.) for different cases (APP.F.)

A = gain adjust

B = bias adjust

C = case

E- = inverting input

E+ = non-inverting input

F, F* = input frequency compensation

G = ground

J = high level input

K = output, open collector

L = output, open emitter

M = metal case

N = not connected

Q = special terminal

R, R* = outputs

S = strobe

T, T* = offset balance

V+ = +ve dc supply

V- = -ve dc supply

W = guard ring

X = blank position, no lead

+ + = +ve supplementary dc supply

- - = -ve supplementary dc supply

ϕ, ϕ^* = output frequency compensation

CASE (APP.F.)	LD 1	LD 2	LD 3	LD 4	LD 5	LD 6	LD 7	LD 8	LD 9	LD 10	LD 11	LD 12	LD 13	LD 14	LD 15	LD 16	EUROPE SUBSTITUTION	USA SUBSTITUTION	I S	TYPE NUMBER	
DIL-14/1C	R1	E-1	E+1	V+	E+2	E-2	R2	R3	E-3	E+3	V-	E+4	E-4	R4	.	.	.	LM348D	0	AM348-DIP	
CHP	LM349-DICE	0	AM349-DICE
DIL-14/1P	R1	E-1	E+1	V+	E+2	E-2	R2	R3	E-3	E+3	V-	E+4	E-4	R4	.	.	.	LM349N	0	AM349-DILP	
DIL-14/1C	R1	E-1	E+1	V+	E+2	E-2	R2	R3	E-3	E+3	V-	E+4	E-4	R4	.	.	.	LM349D	0	AM349-DIP	
DIM-14/1G	N	N	N	E-	E+	V-	N	G	N	R	V+	N	N	N	0	AM500GC	
DIM-14/1M	N	N	N	E-	E+	V-	N	G	N	R	V+	N	N	N	0	AM500MM	
CHP	0	AM500MR	
DIM-14/1M	N	N	N	E-	E+	V-	N	G	N	R	V+	N	N	N	0	AM500MM	
DIL-14/1C	E+	N	A2	A*2	V-	N	R	R*	N	V+	A1	A*1	N	E-	.	.	UA733DC	NE592F	0	AM592DC	
DIL-14/1C	E+	N	A2	A*2	V-	N	R	R*	N	V+	A1	A*1	N	E-	.	.	UA733DM	SE592F	0	AM592DM	
T05-10/1M	E-	E+	A2	A*2	V-	R	R*	V+	A1	A*1	UA733HC	NE592K	0	AM592HC	
T05-10/1M	E-	E+	A2	A*2	V-	R	R*	V+	A1	A*1	UA733HM	SE592K	0	AM592HM	
DIL-14/1P	E+	N	A2	A*2	V-	N	E-	UA733DC	NE592A	0	AM592PC	
DIL-16/1C	G	V+	E+	E-	N	Q	N	V-	N	N	L	L*	N	N	N	G*	.	AM685DM	0	AM685DL	
DIL-16/1C	G	V+	E+	E-	N	Q	N	V-	N	N	L	L*	N	N	N	G*	.	AM685DM	0	AM685DM	
T05-10/1M	V+	E+	E-	Q	V-	N	L	L*	G*	G	AM685HM	0	AM685HL	
T05-10/1M	V+	E+	E-	Q	V-	N	L	L*	G*	G	AM685HM	0	AM685HM	
CHP	AM685XM	0	AM685XL	
CHP	AM685XM	0	AM685XM	
DIL-16/1C	N	N	V+	E+	E-	V-	N	N	N	N	Q	G	R	R*	N	N	.	AM686DM	0	AM686DC	
DIL-16/1C	N	N	V+	E+	E-	V-	N	N	N	N	Q	G	R	R*	N	N	.	AM686DM	0	AM686DM	
T05-10/1M	V+	N	E+	E-	V-	Q	G	R	R*	N	AM686HM	0	AM686HC	
T05-10/1M	V+	N	E+	E-	V-	Q	G	R	R*	N	AM686HM	0	AM686HM	
CHP	AM686XM	0	AM686XC	
CHP	AM686XM	0	AM686XM	
DIL-16/1C	L1	L*1	G1	Q1	Q*1	V-	E-1	E+1	E+2	E-2	V+	Q*2	Q2	G2	L*2	L2	.	AM687ADM	0	AM687ADM	
DIL-16/1C	L1	L*1	G1	Q1	Q*1	V-	E-1	E+1	E+2	E-2	V+	Q*2	Q2	G2	L*2	L2	.	AM687DM	0	AM687DL	
DIL-16/1C	L1	L*1	G1	Q1	Q*1	V-	E-1	E+1	E+2	E-2	V+	Q*2	Q2	G2	L*2	L2	.	AM687DM	0	AM687DM	
CHP	AM687XM	0	AM687XL	
CHP	AM687XM	0	AM687XM	
DIL-14/1C	F	F*	Q	E-	E+	N	N	N	N	V-	R	ϕ	V+	ϕ^*	.	.	.	UA715DC	0	AM715DC	
DIL-14/1C	F	F*	Q	E-	E+	N	N	N	N	V-	R	ϕ	V+	ϕ^*	.	.	.	UA715DM	0	AM715DM	
FLP-10/3C	F	Q	E-	E+	V-	R	ϕ	V+	ϕ^*	F*	715FM	0	AM715FM	
T05-10/1M	F	Q	E-	E+	V-	R	ϕ	V+	ϕ^*	F*	UA715HC	0	AM715HC	
T05-10/1M	F	Q	E-	E+	V-	R	ϕ	V+	ϕ^*	F*	UA715HM	0	AM715HM	
CHP	0	AM715XC	
CHP	0	AM715XM	
DIL-8/1P	T	E-	E+	V-	ϕ	ϕ^* R	V+	T*	LM725CN	0	AM725CN	
DIL-14/1C	N	N	T	E-	E+	V-	N	N	ϕ	ϕ^* R	V+	T*	N	N	.	.	.	LM725D	0	AM725DM	
DIL-14/1C	N	N	T	E-	E+	V-	N	N	ϕ	ϕ^* R	V+	T*	N	N	.	.	.	LM725CJ14	0	AM725DC	
T05-8/1M	T	E-	E+	V-	ϕ	ϕ^* R	V+	T*	RC725T	UA725HC	0	AM725HC
T05-8/1M	T	E-	E+	V-	ϕ	ϕ^* R	V+	T*	RM725T	UA725HM	0	AM725HM
CHP	0	AM725XC	
CHP	0	AM725XM	
DIL-14/1C	E+	N	A2	A*2	V-	N	R	R*	N	V+	A1	A*1	N	E-	.	.	.	LM733CD	UA733DC	0	AM733DC
DIL-14/1C	E+	N	A2	A*2	V-	N	R	R*	N	V+	A1	A*1	N	E-	.	.	.	LM733D	UA733DM	0	AM733DM
FLP-10/3C	E+	A2	A*2	V-	R	R*	V+	A1	A*1	E-	SN52733FA	UA733FM	0	AM733FM
T05-10/1M	E-	E+	A2	A*2	V-	R	R*	V+	A1	A*1	LM733CH	UA733HC	0	AM733HC
T05-10/1M	E-	E+	A2	A*2	V-	R	R*	V+	A1	A*1	LM733H	UA733HM	0	AM733HM
CHP	0	AM733XC	
CHP	0	AM733XM	
DIL-14/1C	N	N	T	E-	E+	V-	N	N	T*	R	V+	N	N	N	.	.	.	LM741AD	UA741ADM	0	AM741ADM
FLP-10/3C	N	T	E-	E+	V-	T*	R	V+	N	N	SFC2741PM	UA741AFM	0	AM741AFM
T05-8/1M	T	E-	E+	V-M	T*	R	V+	N	TBA222	LM741AH	0	AM741AHM
DIL-14/1C	N	N	T	E-	E+	V-	N	N	T*	R	V+	N	N	N	.	.	.	TBA221A	UA741DC	0	AM741DC
DIL-14/1C	N	N	T	E-	E+	V-	N	N	T*	R	V+	N	N	N	.	.	.	LM741D	UA741DM	0	AM741DM
DIL-14/1C	N	N	T	E-	E+	V-	N	N	T*	R	V+	N	N	N	.	.	.	TBA221A	UA741EDC	0	AM741EDC
T05-8/1M	T	E-	E+	V-M	T*	R	V+	N	TBA221	UA741EHC	0	AM741EHC
FLP-10/3C	N	T	E-	E+	V-	T*	R	V+	N	N	SFC2741PM	UA741FM	0	AM741FM
T05-8/1M	T	E-	E+	V-M	T*	R	V+	N	TBA221	UA741HC	0	AM741HC

TYPE NUMBER	MFR	APP	COMP	GBP MIN	SLEW RATE MIN	V _{S+} MAX	V _{S-} MAX	T _{OP} MAX	A _{VOL} MIN	V _{IO} MAX	I _B MAX	I _{IO} MAX	P _{TOT} MAX	I _{OUT} MIN	V _{OUT} MIN	V _{ICM} MAX	V _{IDF} MAX	dV _{IO} /dT MAX	P _O MAX	I _O MAX	CM RR MIN	PS RR MIN	R _{IN} MIN
AM741HM	ADU	GPK	INT	.	0.2V/US	+22V	-22V	125C	94dB	5MV	500NA	200NA	500MWF	7MA	12V	15V	30V	.	85MW	3MA	70dB	76dB	300S
AM741XC	ADU	GPK	INT	.	0.2V/US	+18V	-18V	70C	86dB	6MV	500NA	200NA	670MWF	5MA	12V	15V	30V	.	85MW	3MA	70dB	76dB	300K
AM747DC	ADU	DGK	INT	.	0.2V/US	+18V	-18V	70C	88dB	6MV	500NA	200NA	670MWF	5MA	12V	15V	30V	.	85MW	3MA	70dB	76dB	300K
AM747DM	ADU	DGK	INT	.	0.2V/US	+22V	-22V	125C	94dB	5MV	500NA	200NA	670MWF	5MA	12V	15V	30V	.	85MW	3MA	70dB	76dB	300K
AM747FM	ADU	DGK	INT	.	0.2V/US	+22V	-22V	125C	94dB	5MV	500NA	200NA	500MWF	5MA	12V	15V	30V	.	85MW	3MA	70dB	76dB	300K
AM747HC	ADU	DGK	INT	.	0.2V/US	+18V	-18V	70C	88dB	6MV	500NA	200NA	500MWF	5MA	12V	15V	30V	.	85MW	3MA	70dB	76dB	300K
AM747HM	ADU	DGK	INT	.	0.2V/US	+22V	-22V	125C	94dB	5MV	500NA	200NA	500MWF	5MA	12V	15V	30V	.	85MW	3MA	70dB	76dB	300K
AM748DC	ADU	GPK	EXT	.	0.2V/US	+22V	-22V	70C	86dB	6MV	500NA	200NA	670MWF	5MA	12V	15V	30V	.	85MW	3MA	70dB	76dB	300K
AM748DM	ADU	GPU	EXT	.	0.2V/US	+22V	-22V	125C	94dB	5MV	500NA	200NA	670MWF	5MA	12V	15V	30V	.	85MW	3MA	70dB	76dB	300K
AM748HC	ADU	GPU	EXT	.	0.2V/US	+18V	-18V	70C	86dB	6MV	500NA	200NA	500MWF	5MA	12V	15V	30V	.	85MW	3MA	70dB	76dB	300K
AM748HM	ADU	GPU	EXT	.	0.2V/US	+22V	-22V	125C	94dB	5MV	500NA	200NA	500MWF	5MA	12V	15V	30V	.	85MW	3MA	70dB	76dB	300K
AM748XC	ADU	GPU	EXT	.	0.2V/US	+18V	-18V	70C	86dB	6MV	500NA	200NA	.	5MA	12V	15V	30V	.	85MW	3MA	70dB	76dB	300K
AM748XM	ADU	GPU	EXT	.	0.2V/US	+22V	-22V	125C	94dB	5MV	500NA	200NA	.	5MA	12V	15V	30V	.	85MW	3MA	70dB	76dB	300K
AM1458-DICE	ADU	DGK	INT	.5MHZ	0.3V/US	+18V	-18V	75C	86dB	6MV	0.5UA	0.2UA	.	5MA	12V	15V	30V	50uV/C	1.70MW	6MA	70dB	76dB	300K
AML458H	ADU	DGK	INT	.5MHZ	0.3V/US	+18V	-18V	75C	86dB	6MV	0.5UA	0.2UA	680MWF	5MA	12V	15V	30V	50uV/C	1.70MW	6MA	70dB	76dB	300K
AML500DC	ADU	DCP	EXT	.	.	+18V	-18V	70C	100dB	7.5MV	250NA	50NA	500MWF	8MA	.	15V	30V	.	.	8MA	.	.	.
AML500DL	ADU	DCP	EXT	.	.	+18V	-18V	85C	100dB	3MV	100NA	10NA	500MWF	8MA	.	15V	30V	.	.	6MA	.	.	.
AML500DM	ADU	DCP	EXT	.	.	+18V	-18V	125C	100dB	3MV	100NA	10NA	500MWF	8MA	.	15V	30V	.	.	6MA	.	.	.
AML500FL	ADU	DCP	EXT	.	.	+18V	-18V	85C	100dB	3MV	100NA	10NA	500MWF	8MA	.	15V	30V	.	.	6MA	.	.	.
AML500FM	ADU	DCP	EXT	.	.	+18V	-18V	125C	100dB	3MV	100NA	10NA	500MWF	8MA	.	15V	30V	.	.	6MA	.	.	.
AML500FC	ADU	DCP	EXT	.	.	+18V	-18V	70C	100dB	7.5MV	250NA	50NA	500MWF	8MA	.	15V	30V	.	.	8MA	.	.	.
AML501DC	ADU	DGU	EXT	.	.	+22V	-22V	70C	88dB	7.5MV	250NA	50NA	500MWF	5MA	12V	15V	30V	30uV/C	.	3MA	70dB	70dB	0.5M
AML501DL	ADU	DGU	EXT	.	.	+22V	-22V	85C	94dB	2MV	75NA	10NA	500MWF	5MA	12V	15V	30V	15uV/C	.	4MA	80dB	80dB	1.5M
AML501DM	NAU	DGU	EXT	.	.	+22V	-22V	125C	94dB	2MV	75NA	10NA	500MWF	5MA	12V	15V	30V	15uV/C	.	3MA	80dB	80dB	1.5M
AML501FC	ADU	DGU	EXT	.	.	+22V	-22V	70C	88dB	7.5MV	250NA	50NA	500MWF	5MA	12V	15V	30V	30uV/C	.	3MA	70dB	70dB	0.5M
AML501FL	ADU	DGU	EXT	.	.	+22V	-22V	85C	94dB	2MV	75NA	10NA	500MWF	5MA	12V	15V	30V	15uV/C	.	4MA	80dB	80dB	1.5M
AML501FM	ADU	DGU	EXT	.	.	+22V	-22V	125C	94dB	2MV	75NA	10NA	500MWF	5MA	12V	15V	30V	15uV/C	.	3MA	80dB	80dB	1.5M
AML558-DICE	ADU	DGK	INT	.5MHZ	0.3V/US	+22V	-22V	125C	94dB	5MV	0.5UA	0.2UA	.	5MA	12V	15V	30V	50uV/C	1.50MW	5MA	70dB	76dB	300K
AML558H	ADU	DGK	INT	.5MHZ	0.3V/US	+22V	-22V	125C	94dB	5MV	0.5UA	0.2UA	680MWF	5MA	12V	15V	30V	50uV/C	1.50MW	5MA	70dB	76dB	300K
AML.D101	ADU	GPU	EXT	.	.	+22V	-22V	125C	94dB	5MV	500NA	200NA	.	5MA	12V	15V	30V	15uV/C	.	3MA	70dB	70dB	300K
AML.D101A	ADU	GPU	EXT	.	.	+22V	-22V	125C	94dB	2MV	75NA	10NA	.	5MA	12V	15V	30V	15uV/C	.	3MA	80dB	80dB	1.5M
AML.D102	ADU	VFA	INT	.	.	+18V	-18V	125C	0dB	5MV	10NA	.	.	1MA	10V	.	.	30uV/C	.	6MA	.	60dB	10G
AML.D106	ADU	CPR	EXT	.	.	+15V	-15V	125C	84dB	2MV	20uA	3uA	.	50MA	2.5V	.	.	10uV/C	1.63MW
AML.D107	ADU	GPK	INT	.	.	+22V	-22V	125C	94dB	2MV	75NA	10NA	.	5MA	12V	15V	30V	15uV/C	.	3MA	80dB	80dB	1.5M
AML.D108	ADU	SBA	EXT	.	.	+20V	-20V	125C	96dB	2MV	2NA	0.2NA	.	1MA	13V	15V	1V	15uV/C	.	6MA	85dB	80dB	30M
AML.D108A	ADU	SBA	EXT	.	.	+20V	-20V	125C	98dB	0.5MV	2NA	0.2NA	.	.	13V	15V	1V	5uV/C	.	6MA	96dB	96dB	30M
AML.D110	ADU	VFA	INT	.	15V/US	+18V	-18V	125C	0dB	4MV	3NA	.	.	.	10V	15V	15V	50uV/C	.	6MA	.	70dB	10G
AML.D111	ADU	CPR	EXT	.	.	+18V	-18V	125C	100dB	3MV	100NA	10NA	.	.	.	15V	30V	.	.	6MA	.	.	.
AML.D112	ADU	SBA	INT	.	.	+20V	-20V	125C	94dB	2MV	2NA	0.2NA	.	1MA	13V	14V	14V	15uV/C	.	6MA	85dB	80dB	30M
AML.D118	ADU	XSR	INT	.	50V/US	+20V	-20V	125C	94dB	4MV	250NA	50NA	.	6MA	12V	15V	1V	.	.	8MA	80dB	70dB	1M
AML.D119	ADU	DCP	INT	.	.	+18V	-18V	125C	80dB	4MV	500NA	75NA	.	.	.	15V	5V	.	.	12MA	.	.	.
AML.D124	ADU	QK	INT	.	.	+16V	-16V	125C	94dB	5MV	150NA	30NA	.	.	.	16V	16V	35uV/C	.	2MA	70dB	65dB	.
AML.D124A	ADU	QK	INT	.	.	+16V	-16V	125C	94dB	2MV	50NA	10NA	.	.	.	16V	16V	20uV/C	.	2MA	70dB	65dB	.
AML.D139	ADU	QCP	EXT	.	.	+18V	-18V	125C	88dB	5MV	100NA	25NA	.	.	.	18V	18V	.	.	2MA	.	.	.
AML.D139A	ADU	QCP	EXT	.	.	+18V	-18V	125C	94dB	2MV	100NA	25NA	.	.	.	18V	18V	.	.	2MA	.	.	.
AML.D148	ADU	QK	INT	.3MHZ	0.2V/US	+22V	-22V	125C	94dB	5MV	100NA	25NA	.	5MA	12V	22V	44V	.	.	1MA	70dB	77dB	800K
AML.D149	ADU	QK	INT	1MHZ	0.5V/US	+22V	-22V	125C	94dB	5MV	100NA	25NA	.	5MA	12V	22V	44V	.	.	1MA	70dB	77dB	800K
AML.D155	ADU	FET	INT	.5MHZ	2V/US	+22V	-22V	125C	94dB	5MV	100pA	20pA	.	5MA	12V	20V	40V	20uV/C	.	4MA	85dB	85dB	0.1T
AML.D155A	ADU	FET	INT	.5MHZ	3V/US	+22V	-22V	125C	94dB	2MV	50pA	10pA	.	5MA	12V	20V	40V	5uV/C	.	4MA	85dB	85dB	0.1T
AML.D156	ADU	HSR	INT	1MHZ	7.5V/US	+22V	-22V	125C	94dB	5MV	100pA	20pA	.	5MA	12V	20V	40V	20uV/C	.	7MA	85dB	85dB	0.1T
AML.D156A	ADU	HSR	INT	4MHZ	10V/US	+22V	-22V	125C	94dB	2MV	50pA	10pA	.	5MA	12V	20V	40V	5uV/C	.	4MA	85dB	85dB	0.1T
AML.D157	ADU	XSR	INT	15MHZ	6V/US	+22V	-22V	125C	94dB	5MV	100pA	50pA	.	5MA	12V	20V	40V	20uV/C	.	7MA	85dB	85dB	0.1T
AML.D157A	ADU	XSR	INT	15MHZ	8V/US	+22V	-22V	125C	94dB	2MV	50pA	10pA	.	5MA	12V	20V	40V	5uV/C	.	7MA	85dB	85dB	0.1T
AML.D216	ADU	LBC	INT	.	.	+20V	-20V	85C	86dB	10MV	150pA	50pA	.	1MA	13V	15V	14V	.	.	8MA	80dB	80dB	300M
AML.D216A	ADU	LBC	INT	.	.	+20V	-20V	85C	92dB	3MV	50pA	15pA	.	1MA	13V	15V	14V	.	.	6MA	80dB	80dB	2G
AML.D301	ADU	GPU	EXT	.	.	+18V	-18V	70C	83dB	10MV	2uA	.75uA	.	.	12V	15V	30V	30uV/C	.	3MA	65dB	70dB	100K
AML.D301A	ADU	GPU	EXT	.	.	+18V	-18V	70C	88dB	7.5MV	250NA	50NA	.	5MA	12V	15V	30V	30uV/C	.	3MA	70dB	70dB	500K
AML.D302	ADU	VFA	INT	.	.	+18V	-18V	70C	0dB	15MV	30NA	.	.	1MA	10V	.	.	90uV/C	.	6MA	.	60dB	10G
AML.D306	ADU	CPR	EXT	.	.	+1																	

For detailed explanations of column heading notations, see App. A.

Also for ready references the more important abbreviations used in the column headings are listed below:

LEFT HAND PAGE

APP = application (codes at APP.E.)

CMRR = common mode rejection ratio

CMP = compensation (frequency)

dV_{io}/dT = input offset voltage temperature drift

GBP = gain bandwidth product

I_B = input bias current

I_{io} = input bias offset current

I_Q = quiescent supply current

MFR = manufacturer (codes at App.C.)

P_Q = quiescent power consumer

PSRR = power supply rejection ratio

V_{icm} = common mode input voltage rating

V_{idf} = differential input voltage rating

V_{io} = input offset voltage

V_S = dc supply voltage

RIGHT HAND PAGE

Lead out coding summary (details at APP.G.) for different cases (APP.F.)

A = gain adjust

B = bias adjust

C = case

E- = inverting input

E+ = non-inverting input

F,F* = input frequency compensation

G = ground

J = high level input

K = output, open collector

L = output, open emitter

M = metal case

N = not connected

Q = special terminal

R,R* = outputs

S = strobe

T,T* = offset balance

V+ = +ve dc supply

V- = -ve dc supply

W = guard ring

X = blank position, no lead

++ = +ve supplementary dc supply

-- = -ve supplementary dc supply

ϕ,ϕ^* = output frequency compensation

CASE (APP. F.)	LD 1	LD 2	LD 3	LD 4	LD 5	LD 6	LD 7	LD 8	LD 9	LD 10	LD 11	LD 12	LD 13	LD 14	LD 15	LD 16	EUROPE SUBSTITUTION	USA SUBSTITUTION	I S	TYPE NUMBER	
T05-8/1M CHP	T	E-	E+	V-M	T*	R	V+	N	TBA222	UA741HM	0	AM741HM	
DIL-14/1P	E-1	E+1	T1	V-	T2	E+2	E-2	T*2	V+2	R2	N	R1	V+1	T*1	.	.	TBB0747A	UA747DC	0	AM747DC	
DIL-14/1P	E-1	E+1	T1	V-	T2	E+2	E-2	T*2	V+2	R2	N	R1	V+1	T*1	.	.	SFC2747KM	UA747DM	0	AM747DM	
FLP-14/3C	E-	E+1	T1	V-	T2	E+2	E-2	T*2	V+2	R2	N	R1	V+1	T*1	.	.	.	LM747F	0	AM747FM	
T05-10/1M	R1	V+1	E-1	E+1	V-	E+2	E-2	V+2	R2	N	TBB0747	UA747HC	0	AM747HC	
T05-10/1M	R1	V+1	E-1	E+1	V-	E+2	E-2	V+2	R2	N	TBC0747	UA747HM	0	AM747HM	
DIL-14/1C	N	N	FT	E-	E+	V-	N	N	T*	R	V+	F*	N	N	.	.	SN72748J	UA748DC	0	AM748DC	
DIL-14/1C	N	N	FT	E-	E+	V-	N	N	T*	R	V+	F*	N	N	.	.	SN52748JA	UA748DM	0	AM748DM	
T05-8/1M	FT	E-	E+	V-	T*	R	V+	F*	TBB0748	UA748HC	0	AM748HC	
T05-8/1M CHP	FT	E-	E+	V-	T*	R	V+	F*	TBC0748	UA748HM	0	AM748HM	
CHP	0	AM748XC
CHP	0	AM748XM
CHP	0	AM1458-DICE
T05-8/1M	R1	E-1	E+1	V-	E+2	E-2	R2	V+	TBB1458	MC1458G	0	AM1458H	
DIL-16/1C	V+1	L1	E+1	E-1	V-	T*2	TS2	K2	V+2	L2	E+2	E-2	T*1	TS1	K1	N	AMLH2311D	LH2311D	0	AM1500DC	
DIL-16/1C	V+1	L1	E+1	E-1	V-	T*2	TS2	K2	V+2	L2	E+2	E-2	T*1	TS1	K1	N	AMLH2211D	LH2211D	0	AM1500DL	
DIL-16/1C	V+1	L1	E+1	E-1	V-	T*2	TS2	K2	V+2	L2	E+2	E-2	T*1	TS1	K1	N	AMLH2111D	LH2111D	0	AM1500DM	
FLP-16/3C	V+1	L1	E+1	E-1	V-	T*2	TS2	K2	V+2	L2	E+2	E-2	T*1	TS1	K1	N	AMLH2211F	LH2211F	0	AM1500FL	
FLP-16/3C	V+1	L1	E+1	E-1	V-	T*2	TS2	K2	V+2	L2	E+2	E-2	T*1	TS1	K1	N	AMLH2111F	LH2111F	0	AM1500FM	
FLP-16/3M	V+1	L1	E+1	E-1	V-	T*2	TS2	K2	V+2	L2	E+2	E-2	T*1	TS1	K1	N	AMLH2311F	LH2311F	0	AM1500FC	
DIL-16/1C	V+1	ϕ^* 1	T ϕ 1	E-1	E+1	V-	T*2	R2	V+2	ϕ^* 2	T ϕ 2	E-2	E+2	T*1	N	R1	AMLH2301AD	LH2201AD	0	AM1501DC	
DIL-16/1C	V+1	ϕ^* 1	T ϕ 1	E-1	E+1	V-	T*2	R2	V+2	ϕ^* 2	T ϕ 2	E-2	E+2	T*1	N	R1	AMLH2201AD	LH2201AD	0	AM1501DL	
DIL-16/1C	V+1	ϕ^* 1	T ϕ 1	E-1	E+1	V-	T*2	R2	V+2	ϕ^* 2	T ϕ 2	E-2	E+2	T*1	N	R1	AMLH2201AD	LH2101AD	0	AM1501DM	
FLP-16/3C	V+1	ϕ^* 1	T ϕ 1	E-1	E+1	V-	T*2	R2	V+2	ϕ^* 2	T ϕ 2	E-2	E+2	T*1	N	R1	AMLH2301AF	LH2301AF	0	AM1501FC	
FLP-16/3C	V+1	ϕ^* 1	T ϕ 1	E-1	E+1	V-	T*2	R2	V+2	ϕ^* 2	T ϕ 2	E-2	E+2	T*1	N	R1	AMLH2201AF	LH2201AF	0	AM1501FL	
FLP-16/3C	V+1	ϕ^* 1	T ϕ 1	E-1	E+1	V-	T*2	R2	V+2	ϕ^* 2	T ϕ 2	E-2	E+2	T*1	N	R1	AMLH2101AF	LH2101AF	0	AM1501FM	
CHP	0	AM1558-DICE
T05-8/1M	R1	E-1	E+1	V-	E+2	E-2	R2	V+	TBC1458	MC1558G	0	AM1558H	
CHP	AM101-DICE	LD101	0	AML D101	
CHP	LD101A	0	AML D101A	
CHP	LD102	0	AML D102	
CHP	LD106	0	AML D106	
CHP	AM107-DICE	LD107	0	AML D107	
CHP	LD108	0	AML D108	
CHP	LD108A	0	AML D108A	
CHP	AM110-DICE	LD110	0	AML D110	
CHP	AM111-DICE	LD111	0	AML D111	
CHP	AM112-DICE	LD112	0	AML D112	
CHP	AM118-DICE	LD118	0	AML D118	
CHP	AM119-DICE	LD119	0	AML D119	
CHP	AM124-DICE	LD124	0	AML D124	
CHP	AM124ADICE	LD124A	0	AML D124A	
CHP	AM139-DICE	LD139	0	AML D139	
CHP	LD139A	0	AML D139A	
CHP	LD148	0	AML D148	
CHP	AM149-DICE	LD149	0	AML D149	
CHP	LD155	0	AML D155	
CHP	LD155A	0	AML D155A	
CHP	LD156	0	AML D156	
CHP	LD156A	0	AML D156A	
CHP	LD157	0	AML D157	
CHP	LD157A	0	AML D157A	
CHP	LD216	0	AML D216	
CHP	LD216A	0	AML D216A	
CHP	LD301	0	AML D301	
CHP	LD301A	0	AML D301A	
CHP	LD302	0	AML D302	
CHP	LD306	0	AML D306	
CHP	LD307	0	AML D307	

TYPE NUMBER	MFR	APP	COMP	GBP MIN	SLEW RATE MIN	V _S + MAX	V _S - MAX	T _{OP} MAX	A _{VOL} MIN	V _{IO} MAX	I _B MAX	I _{IO} MAX	P _{TOT} MAX	I _{OUT} MIN	V _{OUT} MIN	V _{ICM} MAX	V _{IDF} MAX	dV _{IO} /dT MAX	P _O MAX	I _O MAX	CM RR MIN	PS RR MIN	R _{IN} MIN
AMLD308	ADU	SBA	EXT	.	.	+18V	-18V	70C	88dB	7.5MV	7NA	1NA	.	1MA	13V	15V	1V	30uV/C	.	6MA	80dB	80dB	10M
AMLD308A	ADU	SBA	EXT	.	.	+18V	-18V	70C	98dB	0.5MV	7NA	1NA	.	1MA	13V	15V	1V	5uV/C	.	6MA	96dB	96dB	10M
AMLD310	ADU	VFA	INT	.	15V/uS	+18V	-18V	70C	0dB	7.5MV	7NA	.	.	1MA	10V	15V	15V	50uV/C	.	6MA	.	70dB	10G
AMLD311	ADU	CPR	EXT	.	.	+18V	-18V	70C	100dB	7.5MV	250NA	50NA	.	.	.	15V	30V	.	.	8MA	.	.	.
AMLD312	ADU	SBA	INT	.	.	+18V	-18V	70C	88dB	7.5MV	7NA	1NA	.	1MA	13V	14V	14V	15uV/C	.	8MA	80dB	80dB	10M
AMLD316	ADU	LBC	INT	.	.	+20V	-20V	70C	86dB	10MV	150pA	50pA	.	1MA	13V	15V	14V	.	.	8MA	80dB	80dB	300M
AMLD316A	ADU	LBC	INT	.	.	+20V	-20V	70C	92dB	3MV	50pA	15pA	.	1MA	13V	15V	14V	.	.	6MA	80dB	80dB	2G
AMLD318	ADU	XSR	INT	.	50V/uS	+20V	-20V	70C	88dB	10MV	500NA	200NA	.	6MA	12V	15V	1V	.	.	8MA	70dB	65dB	500K
AMLD319	ADU	DCP	INT	.	.	+18V	-18V	70C	78dB	8MV	1uA	0.2uA	.	.	.	15V	5V	.	.	12MA	.	.	.
AMLD324	ADU	Q GK	INT	.	.	+16V	-16V	70C	88dB	7MV	250NA	50NA	.	.	.	16V	16V	35uV/C	.	2MA	65dB	65dB	.
AMLD324A	ADU	Q GK	INT	.	.	+16V	-16V	70C	88dB	3MV	100NA	30NA	.	.	.	16V	16V	30uV/C	.	2MA	65dB	65dB	.
AMLD339	ADU	QCP	EXT	.	.	+18V	-18V	70C	88dB	5MV	250NA	50NA	.	6MA	.	18V	18V	.	.	2MA	.	.	.
AMLD339A	ADU	QCP	EXT	.	.	+18V	-18V	70C	94dB	2MV	250NA	50NA	.	6MA	.	18V	18V	.	.	2MA	.	.	.
AMLD348	ADU	Q GK	INT	3MHZ	0.2V/uS	+18V	-18V	70C	88dB	6MV	200NA	50NA	.	5MA	12V	18V	36V	.	.	1MA	70dB	77dB	800K
AMLD349	ADU	Q GK	INT	1MHZ	0.5V/uS	+18V	-18V	70C	88dB	6MV	200NA	50NA	.	5MA	12V	18V	36V	.	.	1MA	70dB	77dB	800K
AMLD355	ADU	FET	INT	.5MHZ	2V/uS	+18V	-18V	70C	88dB	10MV	100pA	20pA	.	5MA	12V	16V	30V	20uV/C	.	4MA	80dB	80dB	0.1T
AMLD355A	ADU	FET	INT	.5MHZ	3V/uS	+18V	-18V	70C	94dB	2MV	50pA	10pA	.	5MA	12V	16V	30V	5uV/C	.	4MA	85dB	85dB	0.1T
AMLD356	ADU	HSR	INT	1MHZ	7.5V/uS	+18V	-18V	70C	88dB	10MV	200pA	50pA	.	5MA	12V	16V	30V	20uV/C	.	10MA	80dB	80dB	0.1T
AMLD356A	ADU	HSR	INT	4MHZ	10V/uS	+18V	-18V	70C	94dB	2MV	50pA	10pA	.	5MA	12V	16V	30V	5uV/C	.	10MA	85dB	85dB	0.1T
AMLD357	ADU	XSR	INT	4MHZ	6V/uS	+18V	-18V	70C	88dB	10MV	200pA	50pA	.	5MA	12V	16V	30V	20uV/C	.	10MA	80dB	80dB	0.1T
AMLD357A	ADU	XSR	INT	15MHZ	8V/uS	+18V	-18V	70C	94dB	2MV	50pA	10pA	.	5MA	12V	16V	30V	5uV/C	.	10MA	85dB	85dB	0.1T
AMLD592	ADU	BDO	EXT	20MHZ	.	+8V	-8V	125C	50dB	5MV	20uA	3uA	.	2MA	1.5V	6V	5V	.	.	24MA	60dB	50dB	2K
AMLD592C	ADU	BDO	EXT	20MHZ	.	+8V	-8V	70C	48dB	6MV	30uA	5uA	.	2MA	1.5V	6V	5V	.	.	24MA	60dB	50dB	2K
AMLF111D	ADU	CPR	EXT	.	.	+18V	-18V	125C	100dB	4MV	50pA	25pA	500MWF	8MA	.	15V	30V	.	.	6MA	.	.	.
AMLF111F	ADU	CPR	EXT	.	.	+18V	-18V	125C	100dB	4MV	50pA	25pA	500MWF	8MA	.	15V	30V	.	.	6MA	.	.	.
AMLF111H	ADU	CPR	EXT	.	.	+18V	-18V	125C	100dB	4MV	50pA	25pA	500MWF	8MA	.	15V	30V	.	.	6MA	.	.	.
AMLF155AH	ADU	FET	INT	.5MHZ	3V/uS	+22V	-22V	125C	94dB	2MV	50pA	10pA	670MWF	5MA	12V	20V	40V	5uV/C	.	4MA	85dB	85dB	0.1T
AMLF155H	ADU	FET	INT	.5MHZ	2V/uS	+22V	-22V	125C	94dB	5MV	100pA	20pA	670MWF	5MA	12V	20V	40V	20uV/C	.	4MA	85dB	85dB	0.1T
AMLF156AH	ADU	HSR	INT	4MHZ	10V/uS	+22V	-22V	125C	94dB	2MV	50pA	10pA	670MWF	5MA	12V	20V	40V	5uV/C	.	4MA	85dB	85dB	0.1T
AMLF156H	ADU	HSR	INT	1MHZ	7.5V/uS	+22V	-22V	125C	94dB	5MV	100pA	20pA	670MWF	5MA	12V	20V	40V	20uV/C	.	7MA	85dB	85dB	0.1T
AMLF157AH	ADU	XSR	INT	15MHZ	8V/uS	+22V	-22V	125C	94dB	2MV	50pA	10pA	670MWF	5MA	12V	20V	40V	5uV/C	.	7MA	85dB	85dB	0.1T
AMLF157H	ADU	XSR	INT	4MHZ	6V/uS	+22V	-22V	125C	94dB	5MV	100pA	50pA	670MWF	5MA	12V	20V	40V	20uV/C	.	7MA	85dB	85dB	0.1T
AMLF211D	ADU	CPR	EXT	.	.	+18V	-18V	85C	100dB	4MV	50pA	25pA	500MWF	8MA	.	15V	30V	.	.	6MA	.	.	.
AMLF211F	ADU	CPR	EXT	.	.	+18V	-18V	85C	100dB	4MV	50pA	25pA	500MWF	8MA	.	15V	30V	.	.	6MA	.	.	.
AMLF211H	ADU	CPR	EXT	.	.	+18V	-18V	85C	100dB	4MV	50pA	25pA	500MWF	8MA	.	15V	30V	.	.	6MA	.	.	.
AMLF255H	ADU	FET	INT	.5MHZ	2V/uS	+22V	-22V	85C	94dB	5MV	100pA	20pA	570MWF	5MA	12V	20V	40V	20uV/C	.	4MA	85dB	85dB	0.1T
AMLF256H	ADU	HSR	INT	1MHZ	7.5V/uS	+22V	-22V	85C	94dB	5MV	100pA	20pA	570MWF	5MA	12V	20V	40V	20uV/C	.	7MA	85dB	85dB	0.1T
AMLF257H	ADU	XSR	INT	4MHZ	6V/uS	+22V	-22V	85C	94dB	5MV	100pA	20pA	570MWF	5MA	12V	20V	40V	20uV/C	.	7MA	85dB	85dB	0.1T
AMLF311D	ADU	CPR	EXT	.	.	+18V	-18V	70C	100dB	10MV	150pA	75pA	500MWF	8MA	.	15V	30V	.	.	8MA	.	.	.
AMLF311F	ADU	CPR	EXT	.	.	+18V	-18V	70C	100dB	10MV	150pA	75pA	500MWF	8MA	.	15V	30V	.	.	8MA	.	.	.
AMLF311H	ADU	CPR	EXT	.	.	+18V	-18V	70C	100dB	10MV	150pA	75pA	500MWF	8MA	.	15V	30V	.	.	8MA	.	.	.
AMLF355AH	ADU	FET	INT	.5MHZ	3V/uS	+18V	-18V	70C	94dB	2MV	50pA	10pA	500MWF	5MA	12V	16V	30V	5uV/C	.	4MA	85dB	85dB	0.1T
AMLF355H	ADU	FET	INT	.5MHZ	2V/uS	+18V	-18V	70C	88dB	10MV	100pA	20pA	500MWF	5MA	12V	16V	30V	20uV/C	.	4MA	80dB	80dB	0.1T
AMLF355N	ADU	FET	INT	.5MHZ	2V/uS	+18V	-18V	70C	88dB	10MV	100pA	20pA	500MWF	5MA	12V	16V	30V	20uV/C	.	4MA	80dB	80dB	0.1T
AMLF356AH	ADU	HSR	INT	4MHZ	10V/uS	+18V	-18V	70C	94dB	2MV	50pA	10pA	.	5MA	12V	16V	30V	5uV/C	.	10MA	85dB	85dB	0.1T
AMLF356H	ADU	HSR	INT	1MHZ	7.5V/uS	+18V	-18V	70C	88dB	10MV	200pA	50pA	500MWF	5MA	12V	16V	30V	20uV/C	.	10MA	80dB	80dB	0.1T
AMLF356N	ADU	HSR	INT	1MHZ	7.5V/uS	+18V	-18V	70C	88dB	10MV	200pA	50pA	500MWF	5MA	12V	16V	30V	20uV/C	.	10MA	80dB	80dB	0.1T
AMLF357AH	ADU	XSR	INT	15MHZ	8V/uS	+18V	-18V	70C	94dB	2MV	50pA	10pA	500MWF	5MA	12V	16V	30V	5uV/C	.	10MA	85dB	85dB	0.1T
AMLF357H	ADU	XSR	INT	4MHZ	6V/uS	+18V	-18V	70C	88dB	10MV	200pA	50pA	500MWF	5MA	12V	16V	30V	20uV/C	.	10MA	80dB	80dB	0.1T
AMLF357N	ADU	XSR	INT	4MHZ	6V/uS	+18V	-18V	70C	88dB	10MV	200pA	50pA	500MWF	5MA	12V	16V	30V	20uV/C	.	10MA	80dB	80dB	0.1T
AMLFD111	ADU	CPR	EXT	.	.	+18V	-18V	125C	100dB	4MV	50pA	25pA	.	8MA	.	15V	30V	.	.	6MA	.	.	.
AMLFD311	ADU	CPR	EXT	.	.	+18V	-18V	70C	100dB	10MV	150pA	75pA	.	8MA	.	15V	30V	.	.	8MA	.	.	.
AMLH2111D	ADU	DCP	EXT	.	.	+18V	-18V	125C	100dB	3MV	100NA	10NA	500MWF	8MA	.	15V	30V	.	.	6MA	.	.	.
AMLH2111F	ADU	DCP	EXT	.	.	+18V	-18V	125C	100dB	3MV	100NA	10NA	500MWF	8MA	.	15V	30V	.	.	6MA	.	.	.
AMLH2101AD	ADU	DGU	EXT	.	.	+22V	-22V	125C	94dB	2MV	75NA	10NA	500MWF	5MA	12V	15V	30V	15uV/C	.	3MA	80dB	80dB	1.5M
AMLH2101AF	ADU	DGU	EXT	.	.	+22V	-22V	125C	94dB	2MV	75NA	10NA	500MWF	5MA	12V	15V	30V	15uV/C	.	3MA	80dB	80dB	1.5M
AMLH2201AD	ADU	DGU	EXT	.	.	+22V	-22V	85C	94dB	2MV	75NA	10NA	500MWF	5MA	12V	15V	30V	15uV/C	.	4MA	80dB	80dB	1.5M
AMLH2201AF	ADU	DGU	EXT	.	.	+22V	-22V	85C	94dB	2MV	75NA	10NA	500MWF	5MA	12V	15V	30V	15uV/C	.	4MA	80dB	80dB	1.5M
AM																							

For detailed explanations of column heading notations, see App. A.
Also for ready references the more important abbreviations used in the column headings are listed below:

LEFT HAND PAGE
APP = application (codes at APP.E.)
CMRR = common mode rejection ratio
CMP = compensation (frequency)
 dV_{ip}/dT = input offset voltage temperature drift
GBP = gain bandwidth product
 I_b = input bias current
 I_{io} = input bias offset current
 I_o = quiescent supply current
MFR = manufacturer (codes at App.C.)
 P_o = quiescent power consumer
PSRR = power supply rejection ratio
 V_{cm} = common mode input voltage rating
 V_{dif} = differential input voltage rating
 V_{io} = input offset voltage
 V_s = dc supply voltage

RIGHT HAND PAGE
Lead out coding summary (details at APP.G.) for different cases (APP.F.)

A = gain adjust
B = bias adjust
C = case
E- = inverting input
E+ = non-inverting input
F,* = input frequency compensation
G = ground
J = high level input
K = output, open collector
L = output, open emitter
M = metal case
N = not connected
Q = special terminal
R,R* = outputs
S = strobe
T,T* = offset balance
V+ = +ve dc supply
V- = -ve dc supply
W = guard ring
X = blank position, no lead
+ + = +ve supplementary dc supply
- - = -ve supplementary dc supply
 ϕ, ϕ^* = output frequency compensation

CASE (APP. F)	LD 1	LD 2	LD 3	LD 4	LD 5	LD 6	LD 7	LD 8	LD 9	LD 10	LD 11	LD 12	LD 13	LD 14	LD 15	LD 16	EUROPE SUBSTITUTION	USA SUBSTITUTION	I S	TYPE NUMBER	
CHP	LD308	LD308	0	AML D308
CHP	LD308A	LD308A	0	AML D308A
CHP	LD310	LD310	0	AML D310
CHP	LD311	LD311	0	AML D311
CHP	LD312	LD312	0	AML D312
CHP	LD316	LD316	0	AML D316
CHP	LD316A	LD316A	0	AML D316A
CHP	LD318	LD318	0	AML D318
CHP	LD319	LD319	0	AML D319
CHP	LD324	LD324	0	AML D324
CHP	LD324A	LD324A	0	AML D324A
CHP	LD339	LD339	0	AML D339
CHP	LD339A	LD339A	0	AML D339A
CHP	LD348	LD348	0	AML D348
CHP	LD349	LD349	0	AML D349
CHP	LD355	LD355	0	AML D355
CHP	LD355A	LD355A	0	AML D355A
CHP	LD356	LD356	0	AML D356
CHP	LD356A	LD356A	0	AML D356A
CHP	LD357	LD357	0	AML D357
CHP	LD357A	LD357A	0	AML D357A
CHP	LD592	LD592	0	AML D592
CHP	LD592C	LD592C	0	AML D592C
DIL-14/1C	N	G	E+	E-	N	V-	T	T*S	R	N	V+	N	N	N	.	.	UAF111D	LF111D	0	AML F111D	
FLP-10/3C	G	E+	E-	N	V-	T	T*S	N	R	V+	LF111F	LF111F	0	AML F111F
T05-8/1M	G	E+	E-	V-	T	T*S	R	V+	N	UAF111H	LF111H	0	AML F111H	
T05-8/1M	T	E-	E+	V-	T*	R	V+	N	N	UAF155AHM	LF155AH	0	AML F155AH	
T05-8/1M	T	E-	E+	V-	T*	R	V+	N	N	UAF155HM	LF155H	0	AML F155H	
T05-8/1M	T	E-	E+	V-	T*	R	V+	N	N	UAF156AHM	LF156AH	0	AML F156AH	
T05-8/1M	T	E-	E+	V-	T*	R	V+	N	N	UAF156HM	LF156H	0	AML F156H	
T05-8/1M	T	E-	E+	V-	T*	R	V+	N	N	UA157AHM	LF157AH	0	AML F157AH	
T05-8/1M	T	E-	E+	V-	T*	R	V+	N	N	UAF157HM	LF157H	0	AML F157H	
DIL-14/1C	N	G	E+	E-	N	V-	T	T*S	R	N	V+	N	N	N	.	.	.	LF211D	LF211D	0	AML F211D
FLP-10/3C	G	E+	E-	N	V-	T	T*S	N	R	V+	LF211F	LF211F	0	AML F211F
T05-8/1M	G	E+	E-	V-	T	T*S	R	V+	N	UAF111H	LF211H	0	AML F211H	
T05-8/1M	T	E-	E+	V-	T*	R	V+	N	N	LF255H	LF255H	0	AML F255H
T05-8/1M	T	E-	E+	V-	T*	R	V+	N	N	LF256H	LF256H	0	AML F256H
T05-8/1M	T	E-	E+	V-	T*	R	V+	N	N	LF257H	LF257H	0	AML F257H
DIL-14/1C	N	G	E+	E-	N	V-	T	T*S	R	N	V+	N	N	N	.	.	.	UAF311D	LF311D	0	AML F311D
FLP-10/3C	G	E+	E-	N	V-	T	T*S	N	R	V+	LF311F	LF311F	0	AML F311F
T05-8/1M	G	E+	E-	V-	T	T*S	R	V+	N	UAF311H	LF311H	0	AML F311H	
T05-8/1M	T	E-	E+	V-	T*	R	V+	N	N	UA355AHC	LF355AH	0	AML F355AH	
T05-8/1M	T	E-	E+	V-	T*	R	V+	N	N	UAF355HC	LF355H	0	AML F355H	
DIL-8/1P	T	E-	E+	V-	T*	R	V+	N	N	LF355N	LF355N	0	AML F355N
T05-8/1M	T	E-	E+	V-	T*	R	V+	N	N	UA356AHC	LF356AH	0	AML F356AH	
T05-8/1M	T	E-	E+	V-	T*	R	V+	N	N	UA356HC	LF356H	0	AML F356H	
DIL-8/1P	T	E-	E+	V-	T*	R	V+	N	N	LF356N	LF356N	0	AML F356N
T05-8/1M	T	E-	E+	V-	T*	R	V+	N	N	UA357AHC	LF357AH	0	AML F357AH	
T05-8/1M	T	E-	E+	V-	T*	R	V+	N	N	UA357HC	LF357H	0	AML F357H	
DIL-8/1P	T	E-	E+	V-	T*	R	V+	N	N	LF357N	LF357N	0	AML F357N
CHP	0	AML FD111
CHP	0	AML FD311
DIL-16/1C	V+1	L1	E+1	E-1	V-	T*2	TS2	K2	V+2	L2	E+2	E-2	T*1	TS1	K1	N	AMI5000M	LH2111D	0	AML H2111D	
DIL-16/1C	V+1	L1	E+1	E-1	V-	T*2	TS2	K2	V+2	L2	E+2	E-2	T*1	TS1	K1	N	AMI500FM	LH2111F	0	AML H2111F	
DIL-16/1C	V+1	ϕ^*1	T ϕ 1	E-1	E+1	V-	T*2	R2	V+2	ϕ^*2	T ϕ 2	E-2	E+2	T*1	N	R1	.	LH2101AD	0	AML H2101AD	
FLP-16/3C	V+1	ϕ^*1	T ϕ 1	E-1	E+1	V-	T*2	R2	V+2	ϕ^*2	T ϕ 2	E-2	E+2	T*1	N	R1	AMI501FM	LH2101AF	0	AML H2101AF	
DIL-16/1C	V+1	ϕ^*1	T ϕ 1	E-1	E+1	V-	T*2	R2	V+2	ϕ^*2	T ϕ 2	E-2	E+2	T*1	N	R1	AMI501DL	LH2201AD	0	AML H2201AD	
FLP-16/3C	V+1	ϕ^*1	T ϕ 1	E-1	E+1	V-	T*2	R2	V+2	ϕ^*2	T ϕ 2	E-2	E+2	T*1	N	R1	AMI501FL	LH2201AF	0	AML H2201AF	
DIL-16/1C	V+1	L1	E+1	E-1	V-	T*2	TS2	K2	V+2	L2	E+2	E-2	T*1	TS1	K1	N	AMI500DL	LH2211D	0	AML H2211D	
FLP-16/3C	V+1	L1	E+1	E-1	V-	T*2	TS2	K2	V+2	L2	E+2	E-2	T*1	TS1	K1	N	AMI500FL	LH2211F	0	AML H2211F	

TYPE NUMBER	MFR	APP	COMP	GBP MIN	SLEW RATE MIN	V _{S+} MAX	V _{S-} MAX	T _{OP}	A _{VOL} MIN	V _{IO} MAX	I _B MAX	I _{IO} MAX	P _{TOT} MAX	I _{OUT} MIN	V _{OUT} MIN	V _{ICM} MAX	V _{IDF}	dV _{IO} /dT MAX	P _O MAX	I _O MAX	CM RR MIN	PS RR MIN	R _{IN} MIN
AMLH2301AD	ADU	DGU	EXT	.	.	+22V	-22V	70C	88dB	7.5MV	250NA	50NA	500MWF	5MA	12V	15V	30V	30uV/C	.	3MA	70dB	70dB	0.5M
AMLH2301AF	ADU	DGU	EXT	.	.	+22V	-22V	70C	88dB	7.5MV	250NA	50NA	500MWF	5MA	12V	15V	30V	30uV/C	.	3MA	70dB	70dB	0.5M
AMLH2311D	ADU	DCP	EXT	.	.	+18V	-18V	70C	100dB	7.5MV	250NA	50NA	500MWF	8MA	.	15V	30V	.	.	8MA	.	.	.
AMLH2311F	ADU	DCP	EXT	.	.	+18V	-18V	70C	100dB	7.5MV	250NA	50NA	500MWF	8MA	.	15V	30V	.	.	8MA	.	.	.
AMLH101AD	ADU	GPU	EXT	.	.	+22V	-22V	125C	94dB	2MV	75NA	10NA	500MWF	5MA	12V	15V	30V	15uV/C	.	3MA	80dB	80dB	1.5M
AMLH101AF	ADU	GPU	EXT	.	.	+22V	-22V	125C	94dB	2MV	75NA	10NA	500MWF	5MA	12V	15V	30V	15uV/C	.	3MA	80dB	80dB	1.5M
AMLH101AH	ADU	GPU	EXT	.	.	+22V	-22V	125C	94dB	2MV	75NA	10NA	500MWF	5MA	12V	15V	30V	15uV/C	.	3MA	80dB	80dB	1.5M
AMLH101D	ADU	GPU	EXT	.	.	+22V	-22V	125C	94dB	5MV	1.5uA	0.5uA	500MWF	5MA	12V	15V	30V	15uV/C	.	3MA	70dB	70dB	300K
AMLH101F	ADU	GPU	EXT	.	.	+22V	-22V	125C	94dB	5MV	1.5uA	0.5uA	500MWF	5MA	12V	15V	30V	15uV/C	.	3MA	70dB	70dB	300K
AMLH101H	ADU	GPU	EXT	.	.	+22V	-22V	125C	94dB	5MV	500NA	200NA	500MWF	5MA	12V	15V	30V	15uV/C	.	3MA	70dB	70dB	300K
AMLH102D	ADU	VFA	INT	.	.	+18V	-18V	125C	0dB	5MV	10NA	.	500MWF	1MA	10V	.	.	30uV/C	.	6MA	.	60dB	10G
AMLH102F	ADU	VFA	INT	.	.	+18V	-18V	125C	0dB	5MV	10NA	.	500MWF	1MA	10V	.	.	30uV/C	.	6MA	.	60dB	10G
AMLH102H	ADU	VFA	INT	.	.	+18V	-18V	125C	0dB	5MV	10NA	.	500MWF	1MA	10V	.	.	30uV/C	.	6MA	.	60dB	10G
AMLH106F	ADU	CPR	EXT	.	.	+15V	-15V	125C	84dB	2MV	20uA	3uA	600MWF	50MA	2.5V	.	.	10uV/C	163MW
AMLH106H	ADU	CPR	EXT	.	.	+15V	-15V	125C	84dB	2MV	20uA	3uA	600MWF	50MA	2.5V	.	.	10uV/C	163MW
AMLH107D	ADU	GPK	INT	.	.	+22V	-22V	125C	94dB	2MV	75NA	10NA	500MWF	5MA	12V	15V	30V	15uV/C	.	3MA	80dB	80dB	1.5M
AMLH107F	ADU	GPK	INT	.	.	+22V	-22V	125C	94dB	2MV	75NA	10NA	500MWF	5MA	12V	15V	30V	15uV/C	.	3MA	80dB	80dB	1.5M
AMLH107H	ADU	GPK	INT	.	.	+22V	-22V	125C	94dB	2MV	75NA	10NA	500MWF	5MA	12V	15V	30V	15uV/C	.	3MA	80dB	80dB	1.5M
AMLH108AD	ADU	SBA	EXT	.	.	+20V	-20V	125C	98dB	0.5MV	2NA	0.2NA	500MWF	1MA	13V	15V	1V	5uV/C	.	6MA	96dB	96dB	30M
AMLH108AF	ADU	SBA	EXT	.	.	+20V	-20V	125C	98dB	0.5MV	2NA	0.2NA	500MWF	1MA	13V	15V	1V	5uV/C	.	6MA	96dB	96dB	30M
AMLH108AH	ADU	SBA	EXT	.	.	+20V	-20V	125C	98dB	0.5MV	2NA	0.2NA	500MWF	1MA	13V	15V	1V	5uV/C	.	6MA	96dB	96dB	30M
AMLH108D	ADU	SBA	EXT	.	.	+20V	-20V	125C	96dB	2MV	2NA	0.2NA	500MWF	1MA	13V	15V	1V	15uV/C	.	6MA	85dB	80dB	30M
AMLH108F	ADU	SBA	EXT	.	.	+20V	-20V	125C	96dB	2MV	2NA	0.2NA	500MWF	1MA	13V	15V	1V	15uV/C	.	6MA	85dB	80dB	30M
AMLH108H	ADU	SBA	EXT	.	.	+20V	-20V	125C	96dB	2MV	2NA	0.2NA	500MWF	1MA	13V	15V	1V	15uV/C	.	6MA	85dB	80dB	30M
AMLH110D	ADU	VFA	INT	.	15V/uS	+18V	-18V	125C	0dB	4MV	3NA	.	500MWF	1MA	10V	15V	15V	50uV/C	.	6MA	.	70dB	10G
AMLH110F	ADU	VFA	INT	.	15V/uS	+18V	-18V	125C	0dB	4MV	3NA	.	500MWF	1MA	10V	15V	15V	50uV/C	.	6MA	.	70dB	10G
AMLH110H	ADU	VFA	INT	.	15V/uS	+18V	-18V	125C	0dB	4MV	3NA	.	500MWF	1MA	10V	15V	15V	50uV/C	.	6MA	.	70dB	10G
AMLH111D	ADU	CPR	EXT	.	.	+18V	-18V	125C	100dB	3MV	100NA	10NA	500MWF	.	.	15V	30V	.	.	6MA	.	.	.
AMLH111F	ADU	CPR	EXT	.	.	+18V	-18V	125C	100dB	3MV	100NA	10NA	500MWF	.	.	15V	30V	.	.	6MA	.	.	.
AMLH111H	ADU	CPR	EXT	.	.	+18V	-18V	125C	100dB	3MV	100NA	10NA	500MWF	.	.	15V	30V	.	.	6MA	.	.	.
AMLH112D	ADU	SBA	INT	.	.	+20V	-20V	125C	94dB	2MV	2NA	0.2NA	500MWF	1MA	13V	14V	14V	15uV/C	.	6MA	85dB	80dB	30M
AMLH112F	ADU	SBA	INT	.	.	+20V	-20V	125C	94dB	2MV	2NA	0.2NA	500MWF	1MA	13V	14V	14V	15uV/C	.	6MA	85dB	80dB	30M
AMLH112H	ADU	SBA	INT	.	.	+20V	-20V	125C	94dB	2MV	2NA	0.2NA	500MWF	1MA	13V	14V	14V	15uV/C	.	6MA	85dB	80dB	30M
AMLH118D	ADU	XSR	INT	.	50V/uS	+20V	-20V	125C	94dB	4MV	250NA	50NA	500MWF	6MA	12V	15V	1V	.	.	8MA	80dB	70dB	1M
AMLH118F	ADU	XSR	INT	.	50V/uS	+20V	-20V	125C	94dB	4MV	250NA	50NA	500MWF	6MA	12V	15V	1V	.	.	8MA	80dB	70dB	1M
AMLH118H	ADU	XSR	INT	.	50V/uS	+20V	-20V	125C	94dB	4MV	250NA	50NA	500MWF	6MA	12V	15V	1V	.	.	8MA	80dB	70dB	1M
AMLH119D	ADU	DCP	INT	.	.	+18V	-18V	125C	80dB	4MV	500NA	75NA	500MWF	.	.	15V	5V	.	.	12MA	.	.	.
AMLH119F	ADU	DCP	INT	.	.	+18V	-18V	125C	80dB	4MV	500NA	75NA	500MWF	.	.	15V	5V	.	.	12MA	.	.	.
AMLH119H	ADU	DCP	INT	.	.	+18V	-18V	125C	80dB	4MV	500NA	75NA	500MWF	.	.	15V	5V	.	.	12MA	.	.	.
AMLH124AD	ADU	QK	INT	.	.	+16V	-16V	125C	94dB	2MV	50NA	10NA	900MWF	.	.	16V	16V	20uV/C	.	2MA	70dB	65dB	.
AMLH124D	ADU	QK	INT	.	.	+16V	-16V	125C	94dB	2MV	50NA	10NA	800MWF	.	.	16V	16V	20uV/C	.	2MA	70dB	65dB	.
AMLH124F	ADU	QK	INT	.	.	+16V	-16V	125C	94dB	5MV	150NA	30NA	800MWF	.	.	16V	16V	35uV/C	.	2MA	70dB	65dB	.
AMLH139AD	ADU	QCP	EXT	.	.	+18V	-18V	125C	94dB	2MV	100NA	25NA	900MWF	.	.	18V	18V	.	.	2MA	.	.	.
AMLH139AF	ADU	QCP	EXT	.	.	+18V	-18V	125C	94dB	2MV	100NA	25NA	800MWF	.	.	18V	18V	.	.	2MA	.	.	.
AMLH139D	ADU	QCP	EXT	.	.	+18V	-18V	125C	88dB	5MV	100NA	25NA	900MWF	.	.	18V	18V	.	.	2MA	.	.	.
AMLH139F	ADU	QCP	EXT	.	.	+18V	-18V	125C	88dB	5MV	100NA	25NA	800MWF	.	.	18V	18V	.	.	2MA	.	.	.
AMLH148D	ADU	QK	INT	3MHZ	0.2V/uS	+22V	-22V	125C	94dB	5MV	100NA	25NA	500MWF	5MA	12V	22V	44V	.	.	1MA	70dB	77dB	800K
AMLH149D	ADU	QK	INT	1MHZ	0.5V/uS	+22V	-22V	125C	94dB	5MV	100NA	25NA	900MWF	5MA	12V	22V	44V	.	.	1MA	70dB	77dB	800K
AMLH201AD	ADU	GPU	EXT	.	.	+22V	-22V	85C	94dB	2MV	75NA	10NA	500MWF	5MA	12V	15V	30V	15uV/C	.	3MA	80dB	80dB	500K
AMLH201AF	ADU	GPU	EXT	.	.	+22V	-22V	85C	94dB	2MV	75NA	10NA	500MWF	5MA	12V	15V	30V	15uV/C	.	3MA	80dB	80dB	500K
AMLH201AH	ADU	GPU	EXT	.	.	+22V	-22V	85C	94dB	2MV	75NA	10NA	500MWF	5MA	12V	15V	30V	15uV/C	.	3MA	80dB	80dB	500K
AMLH201D	ADU	GPU	EXT	.	.	+22V	-22V	85C	86dB	7.5MV	1.5uA	0.5uA	500MWF	5MA	12V	15V	30V	30uV/C	.	3MA	65dB	70dB	100K
AMLH201F	ADU	GPU	EXT	.	.	+22V	-22V	85C	86dB	7.5MV	1.5uA	0.5uA	500MWF	5MA	12V	15V	30V	30uV/C	.	3MA	65dB	70dB	100K
AMLH201H	ADU	GPU	EXT	.	.	+22V	-22V	85C	86dB	7.5MV	1.5uA	0.5uA	500MWF	5MA	12V	15V	30V	30uV/C	.	3MA	65dB	70dB	100K
AMLH202D	ADU	VFA	INT	.	.	+18V	-18V	85C	0dB	10MV	15NA	.	500MWF	1MA	10V	.	.	60uV/C	.	6MA	.	60dB	10G
AMLH202H	ADU	VFA	INT	.	.	+18V	-18V	85C	0dB	10MV	15NA	.	500MWF	1MA	10V	.	.	60uV/C	.	6MA	.	60dB	10G
AMLH206H	ADU	CPR	EXT	.	.	+15V	-15V	85C	84dB	2MV	20uA	3uA	600MWF	50MA	2.5V	.	.	10uV/C	163MW
AMLH207D	ADU	GPK	INT	.	.	+22V	-22V	85C	94dB	2MV	75NA	10NA	500MWF	5MA	12V	15V	30V	15uV/C	.	3MA	80dB	80dB	1.5M
AMLH207F	ADU	GPK	INT	.	.	+22V	-22V	85C	94dB	2MV	75NA	10NA	500MWF	5MA	12V	15V	30V	15uV/C	.	3MA	80dB	80	

For detailed explanations of column heading notations, see App. A.

Also for ready references the more important abbreviations used in the column headings are listed below:

LEFT HAND PAGE

APP = application (codes at APP.E.)

CMRR = common mode rejection ratio

CMP = compensation (frequency)

dV_{IO}/dT = input offset voltage temperature drift

GBP = gain bandwidth product

I_B = input bias current

I_{IO} = input bias offset current

I_Q = quiescent supply current

MFR = manufacturer (codes at App.C.)

P_Q = quiescent power consumer

PSRR = power supply rejection ratio

V_{ICM} = common mode input voltage rating

V_{IDF} = differential input voltage rating

V_{IO} = input offset voltage

V_S = dc supply voltage

RIGHT HAND PAGE

Details at coding summary (details at APP.G.) for different cases (APP.F.)

A = gain adjust

B = bias adjust

C = case

E- = inverting input

E+ = non-inverting input

F,F* = input frequency compensation

G = ground

J = high level input

K = output, open collector

L = output, open emitter

M = metal case

N = not connected

Q = special terminal

R,R* = outputs

S = strobe

T,T* = offset balance

V+ = +ve dc supply

V- = -ve dc supply

W = guard ring

X = blank position, no lead

++ = +ve supplementary dc supply

-- = -ve supplementary dc supply

f_o = output frequency compensation

CASE (APP.F.)	LD 1	LD 2	LD 3	LD 4	LD 5	LD 6	LD 7	LD 8	LD 9	LD 10	LD 11	LD 12	LD 13	LD 14	LD 15	LD 16	EUROPE SUBSTITUTE	USA SUBSTITUTE	1 S	TYPE NUMBER
DIL-16/1C	V+1	ϕ^*1	T ϕ 1	E-1	E+1	V-	T*2	R2	V+2	ϕ^*2	T ϕ 2	E-2	E+2	T*1	N	R1		LH2301AD	0	AMLH2301AD
FLP-16/3C	V+1	ϕ^*1	T ϕ 1	E-1	E+1	V-	T*2	R2	V+2	ϕ^*2	T ϕ 2	E-2	E+2	T*1	N	R1	AM1501FC	LH2301AF	0	AMLH2301AF
DIL-16/1C	V+1	L1	E+1	E-1	V-	T*2	TS2	K2	V+2	L2	E+2	E-2	T*1	TS1	K1	N	AM1500DC	LH2311D	0	AMLH2311D
FLP-16/3C	V+1	L1	E+1	E-1	V-	T*2	TS2	K2	V+2	L2	E+2	E-2	T*1	TS1	K1	N	AM1500FC	LH2311F	0	AMLH2311F
DIL-14/1C	N	N	FT	E-	E+	V-	N	N	T*	R	V+	F*	N	N			UA101AD	LM101AD	0	AMLM101AD
FLP-10/3G	N	FT	E-	E+	V-	T*	R	V+	F*	N							SFC2101APM	LM101AF	0	AMLM101AF
T05-8/1M	FT	E-	E+	V-M	T*	R	V+	F*	N								SFC2101A	LM101AH	0	AMLM101AH
DIL-14/1M	N	N	FT	E-	E+	V-	N	N	T*	R	V+	F*	N	N			UA101D	LM101J14	0	AMLM101D
FLP-10/3G	N	FT	E-	E+	V-	T*	R	V+	F*	N							SFC2101APM	LM101F	0	AMLM101F
T05-8/1M	FT	E-	E+	V-M	T*	R	V+	F*	N								SFC2101A	LM101H	0	AMLM101H
DIL-14/1P	N	N	T	N	E+	V-	N	N	L	R	V+	T*	N	N				LM102D	0	AMLM102D
FLP-10/3C	N	T	N	E+	V-	L	R	V+	T*	N							102(FLP)	LM102F	0	AMLM102F
T05-8/1M	T	N	E+	V-	L	R	V+	T*	N								102(T05)	LM102H	0	AMLM102H
FLP-14/3C	N	G	E+	E-	N	V-	S1	S2	R	N	V+	N	N	N			MLM106F	LM106F	0	AMLM106F
T05-8/1M	G	E+	E-	V-M	S1	S2	R	V+	N								SN52106L	LM106H	0	AMLM106H
DIL-14/1C	N	N	N	E-	E+	V-	N	N	N	R	V+	N	N	N			MLM107D	LM107D	0	AMLM107D
FLP-10/3G	N	N	E-	E+	V-	N	R	V+	N	N							MLM107F	LM107F	0	AMLM107F
T05-8/1M	N	E-	E+	V-M	N	R	V+	N	N								MLM107H	LM107H	0	AMLM107H
DIL-14/1C	N	F	N	E-	E+	N	V-	N	N	R	V+	F*	N	N			MLM108AD	LM108AD	0	AMLM108AD
FLP-10/3G	N	N	E-	E+	N	V-	R	V+	F*	F							MLM108AF	LM108AF	0	AMLM108AF
T05-8/1M	F	E-	E+	V-M	N	R	V+	F*	N								MLM108AH	LM108AH	0	AMLM108AH
DIL-14/1C	N	F	N	E-	E+	N	V-	N	N	R	V+	F*	N	N			MLM108D	LM108D	0	AMLM108D
FLP-10/3G	N	N	E-	E+	N	V-	R	V+	F*	F							MLM108F	LM108F	0	AMLM108F
T05-8/1M	F	E-	E+	V-M	N	R	V+	F*	N								MLM108H	LM108H	0	AMLM108H
DIL-14/1C	N	N	T	N	E+	V-	N	N	L	R	V+	T*	N	N			MLM110D	LM110D	0	AMLM110D
FLP-10/3G	N	T	N	E+	V-	L	R	V+	T*	N							MLM110F	LM110F	0	AMLM110F
T05-8/1M	T	N	E+	V-	L	R	V+	T*	N								UA110M	LM110H	0	AMLM110H
DIL-14/1C	N	G	E+	E-	N	V-	T*	S	R	N	V+	N	N	N			MLM111D	LM111D	0	AMLM111D
FLP-10/3G	G	E+	E-	N	V-	T*	S	R	N	R	V+						MLM111F	LM111F	0	AMLM111F
T05-8/1M	G	E+	E-	V-	T*	S	R	V+									MLM111H	LM111H	0	AMLM111H
DIL-14/1C	N	T	W	E-	E+	W*	V-	N	F	R	V+	T*	N	N			MLM112D	LM112D	0	AMLM112D
FLP-10/3G	N	W	E-	E+	W*	V-	R	V+	T*	T*							MLM112F	LM112F	0	AMLM112F
T05-8/1M	T	E-	E+	V-	F	R	V+	T*	N								MLM112H	LM112H	0	AMLM112H
DIL-14/1C	N	N	T*F	E-	E+	V-	N	N	F*	R	V+	ϕ	N	N			MLM118D	LM118D	0	AMLM118D
FLP-10/3G	N	T*F	E-	E+	V-	F*	R	V+	ϕ	N							MLM118F	LM118F	0	AMLM118F
T05-8/1M	T*F	E-	E+	V-	F*	R	V+	ϕ	N								MLM118H	LM118H	0	AMLM118H
DIL-14/1C	N	N	G1	E+1	E-1	V-	R2	G2	E+2	E-2	V+	R1	N	N			TDC0119DC	LM119D	0	AMLM119D
FLP-10/3G	N	N	G1	E+1	E-1	V-	R2	G2	E+2	E-2	V+	R1	N	N			TDC0119DC	LM119F	0	AMLM119F
T05-10/1M	R1	G1	E+1	E-1	V-	R2	G2	E+2	E-2	V+							TDC0119CM	LM119H	0	AMLM119H
DIL-14/1P	R1	E-1	E+1	V+	E+2	E-2	R2	R3	E-3	E+3	G	E+4	E-4	R4				LM124AD	0	AMLM124AD
DIL-14/1C	R1	E-1	E+1	V+	E+2	E-2	R2	R3	E-3	E+3	G	E+4	E-4	R4			MLM124L	LM124D	0	AMLM124D
FLP-14/3C	R1	E-1	E+1	V+	E+2	E-2	R2	R3	E-3	E+3	G	E+4	E-4	R4				LM124AF	0	AMLM124AF
FLP-14/3C	R1	E-1	E+1	V+	E+2	E-2	R2	R3	E-3	E+3	G	E+4	E-4	R4				LM124F	0	AMLM124F
DIL-14/1C	R2	R1	V+	E-1	E+1	E-2	E+2	E+3	E-3	E-4	E+4	G	R4	R3			MLM139AD	LM139AD	0	AMLM139AD
FLP-14/3C	R2	R1	V+	E-1	E+1	E-2	E+2	E+3	E-3	E-4	E+4	G	R4	R3				LM139AF	0	AMLM139AF
DIL-14/1C	R2	R1	V+	E-1	E+1	E-2	E+2	E+3	E-3	E-4	E+4	G	R4	R3				LM139D	0	AMLM139D
FLP-14/3G	R2	R1	V+	E-1	E+1	E-2	E+2	E+3	E-3	E-4	E+4	G	R4	R3				LM139F	0	AMLM139F
DIL-14/1C	R1	E-1	E+1	V+	E+2	E-2	R2	R3	E+3	V-	E+4	E-4	R4				LM148D	0	AMLM148D	
DIL-14/1C	R1	E-1	E+1	V+	E+2	E-2	R2	R3	E-3	E+3	V-	E+4	E-4	R4				LM149D	0	AMLM149D
DIL-14/1C	N	N	FT	E-	E+	V-	N	N	T*	R	V+	F*	N	N			UA201AD	LM201AD	0	AMLM201AD
FLP-10/3G	N	FT	E-	E+	V-	T*	R	V+	F*	N							SFC2201APT	LM201AF	0	AMLM201AF
T05-8/1M	FT	E-	E+	V-M	T*	R	V+	F*	N								UA201AH	LM201AH	0	AMLM201AH
DIL-14/1C	N	N	FT	E-	E+	V-	N	N	T*	R	V+	F*	N	N			UA201AD	LM201D	0	AMLM201D
FLP-10/3G	N	FT	E-	E+	V-	T*	R	V+	F*	N							MLM201F	LM201F	0	AMLM201F
T05-8/1M	FT	E-	E+	V-M	T*	R	V+	F*	N								SFC2101A	LM201H	0	AMLM201H
DIL-14/1C	N	N	T	N	E+	V-	N	N	L	R	V+	T*	N	N				LM202D	0	AMLM202D
T05-8/1M	T	N	E+	V-	L	R	V+	T*	N								UA102M	LM202H	0	AMLM202H
T05-8/1M	G	E+	E-	V-M	S1	S2	R	V+	N								SN52106L	LM206H	0	AMLM206H
DIL-14/1C	N	N	E-	E+	V-	N	N	N	R	V+	N	N	N				SN52107JA	LM207D	0	AMLM207D
FLP-10/3G	N	N	E-	E+	V-	N	R	V+	N	N							SFC2207PT	LM207F	0	AMLM207F

TYPE NUMBER	MFR	APP	COMP	GBP MIN	SLEW RATE MIN	V _{S+} MAX	V _{S-} MAX	T _{OP} MAX	A _{VOL} MIN	V _{IO} MAX	I _B MAX	I _{IO} MAX	P _{TOT} MAX	I _{OUT} MIN	V _{OUT} MIN	V _{ICM} MAX	V _{IDF} MAX	dV _{IO} /dT MAX	P _O MAX	I _O MAX	CM RR MIN	PS RR MIN	R _{IN} MIN
AML207H	ADU	GPK	INT	.	.	+22V	-22V	85C	94dB	2MV	75NA	10NA	500MWF	5MA	12V	15V	30V	15uV/C	.	3MA	80dB	80dB	1.5M
AML208AD	ADU	SBA	EXT	.	.	+20V	-20V	85C	98dB	0.5MV	2NA	0.2NA	500MWF	1MA	13V	15V	1V	5uV/C	.	6MA	96dB	96dB	30M
AML208AF	ADU	SBA	EXT	.	.	+20V	-20V	85C	98dB	0.5MV	2NA	0.2NA	500MWF	1MA	13V	15V	1V	5uV/C	.	6MA	96dB	96dB	30M
AML208AH	ADU	SBA	EXT	.	.	+20V	-20V	85C	98dB	0.5MV	2NA	0.2NA	500MWF	1MA	13V	15V	1V	5uV/C	.	6MA	96dB	96dB	30M
AML208D	ADU	SBA	EXT	.	.	+20V	-20V	85C	96dB	2MV	2NA	0.2NA	500MWF	1MA	13V	15V	1V	15uV/C	.	6MA	85dB	80dB	30M
AML208F	ADU	SBA	EXT	.	.	+20V	-20V	85C	96dB	2MV	2NA	0.2NA	500MWF	1MA	13V	15V	1V	15uV/C	.	6MA	85dB	80dB	30M
AML208H	ADU	SBA	EXT	.	.	+20V	-20V	85C	96dB	2MV	2NA	0.2NA	500MWF	1MA	13V	15V	1V	15uV/C	.	6MA	85dB	80dB	30M
AML210D	ADU	VFA	INT	.	15V/uS	+18V	-18V	85C	0dB	4MV	3NA	.	500MWF	1MA	10V	15V	15V	50uV/C	.	6MA	.	70dB	10G
AML210F	ADU	VFA	INT	.	15V/uS	+18V	-18V	85C	0dB	4MV	3NA	.	500MWF	1MA	10V	15V	15V	50uV/C	.	6MA	.	70dB	10G
AML210H	ADU	VFA	INT	.	15V/uS	+18V	-18V	85C	0dB	4MV	3NA	.	500MWF	1MA	10V	15V	15V	50uV/C	.	6MA	.	70dB	10G
AML211D	ADU	CPR	EXT	.	.	+18V	-18V	85C	100dB	3MV	100NA	10NA	500MWF	.	.	15V	30V	.	.	6MA	.	.	.
AML211H	ADU	CPR	EXT	.	.	+18V	-18V	85C	100dB	3MV	100NA	10NA	500MWF	.	.	15V	30V	.	.	6MA	.	.	.
AML212D	ADU	SBA	INT	.	.	+20V	-20V	85C	94dB	2MV	2NA	0.2NA	500MWF	1MA	13V	14V	14V	15uV/C	.	6MA	85dB	80dB	30M
AML212H	ADU	SBA	INT	.	.	+20V	-20V	85C	94dB	2MV	2NA	0.2NA	500MWF	1MA	13V	14V	14V	15uV/C	.	6MA	85dB	80dB	30M
AML212F	ADU	SBA	INT	.	.	+20V	-20V	85C	94dB	2MV	2NA	0.2NA	500MWF	1MA	13V	14V	14V	15uV/C	.	6MA	85dB	80dB	30M
AML216AD	ADU	LBC	INT	.	.	+20V	-20V	85C	92dB	3MV	50pA	15pA	500MWF	1MA	13V	15V	14V	.	.	6MA	80dB	80dB	2G
AML216AF	ADU	LBC	INT	.	.	+20V	-20V	85C	92dB	3MV	50pA	15pA	500MWF	1MA	13V	15V	14V	.	.	6MA	80dB	80dB	2G
AML216AH	ADU	LBC	INT	.	.	+20V	-20V	85C	92dB	3MV	50pA	15pA	500MWF	1MA	13V	15V	14V	.	.	6MA	80dB	80dB	2G
AML216D	ADU	LBC	INT	.	.	+20V	-20V	85C	86dB	10MV	150pA	50pA	500MWF	1MA	13V	15V	14V	.	.	8MA	80dB	80dB	300M
AML216F	ADU	LBC	INT	.	.	+20V	-20V	85C	86dB	10MV	150pA	50pA	500MWF	1MA	13V	15V	14V	.	.	8MA	80dB	80dB	300M
AML216H	ADU	LBC	INT	.	.	+20V	-20V	85C	86dB	10MV	150pA	50pA	500MWF	1MA	13V	15V	14V	.	.	8MA	80dB	80dB	300M
AML218D	ADU	XSR	INT	.	50V/uS	+20V	-20V	85C	94dB	4MV	250NA	50NA	500MWF	6MA	12V	15V	1V	.	.	8MA	80dB	70dB	1M
AML218F	ADU	XSR	INT	.	50V/uS	+20V	-20V	85C	94dB	4MV	250NA	50NA	500MWF	6MA	12V	15V	1V	.	.	8MA	80dB	70dB	1M
AML218H	ADU	XSR	INT	.	50V/uS	+20V	-20V	85C	94dB	4MV	250NA	50NA	500MWF	6MA	12V	15V	1V	.	.	8MA	80dB	70dB	1M
AML219D	ADU	QCP	EXT	.	.	+18V	-18V	85C	94dB	2MV	250NA	50NA	900MWF	6MA	.	18V	18V	.	.	2MA	.	.	.
AML219F	ADU	DCP	INT	.	.	+18V	-18V	85C	80dB	4MV	500NA	75NA	500MWF	.	.	15V	5V	.	.	12MA	.	.	.
AML219H	ADU	DCP	INT	.	.	+18V	-18V	85C	80dB	4MV	500NA	75NA	500MWF	.	.	15V	5V	.	.	12MA	.	.	.
AML224AD	ADU	QGK	INT	.	.	+16V	-16V	85C	94dB	3MV	80NA	15NA	900MWF	.	.	16V	16V	20uV/C	.	2MA	70dB	65dB	.
AML224D	ADU	QGK	INT	.	.	+16V	-16V	85C	94dB	3MV	150NA	30NA	900MWF	.	.	16V	16V	35uV/C	.	2MA	70dB	65dB	.
AML239AD	ADU	DCP	INT	.	.	+18V	-18V	85C	80dB	4MV	500NA	75NA	500MWF	.	.	15V	5V	.	.	12MA	.	.	.
AML239D	ADU	QCP	EXT	.	.	+18V	-18V	85C	88dB	5MV	250NA	50NA	900MWF	6MA	.	18V	18V	.	.	2MA	.	.	.
AML248D	ADU	QGK	INT	3MHZ	0.2V/uS	+18V	-18V	85C	88dB	6MV	200NA	50NA	900MWF	5MA	12V	18V	36V	.	.	1MA	70dB	77dB	800K
AML249D	ADU	QGK	INT	1MHZ	0.5V/uS	+18V	-18V	85C	88dB	6MV	200NA	50NA	900MWF	5MA	12V	18V	36V	.	.	1MA	70dB	77dB	800K
AML301AD	ADU	GPU	EXT	.	.	+18V	-18V	70C	88dB	7.5MV	250NA	50NA	500MWF	5MA	12V	15V	30V	30uV/C	.	3MA	70dB	70dB	500K
AML301AH	ADU	GPU	EXT	.	.	+18V	-18V	70C	88dB	7.5MV	250NA	50NA	500MWF	5MA	12V	15V	30V	30uV/C	.	3MA	70dB	70dB	500K
AML301AN	ADU	GPU	EXT	.	.	+18V	-18V	70C	88dB	7.5MV	250NA	50NA	500MWF	5MA	12V	15V	30V	30uV/C	.	3MA	70dB	70dB	500K
AML301D	ADU	GPU	EXT	.	.	+18V	-18V	70C	83dB	10MV	2uA	.75uA	500MWF	5MA	12V	15V	30V	30uV/C	.	3MA	65dB	70dB	100K
AML301F	ADU	GPU	EXT	.	.	+18V	-18V	70C	83dB	10MV	2uA	.75uA	500MWF	.	12V	15V	30V	30uV/C	.	3MA	65dB	70dB	100K
AML301H	ADU	GPU	EXT	.	.	+18V	-18V	70C	83dB	10MV	2uA	.75uA	500MWF	.	12V	15V	30V	30uV/C	.	3MA	65dB	70dB	100K
AML302D	ADU	VFA	INT	.	.	+18V	-18V	85C	0dB	5MV	30NA	.	500MWF	1MA	10V	.	.	90uV/C	.	6MA	.	60dB	10G
AML302H	ADU	VFA	INT	.	.	+18V	-18V	70C	0dB	15MV	30NA	.	500MWF	1MA	10V	.	.	90uV/C	.	6MA	.	60dB	10G
AML306H	ADU	CPR	EXT	.	.	+15V	-15V	70C	84dB	5MV	25uA	5uA	600MWF	50MA	2.5V	.	.	20uV/C	163MW	.	70dB	70dB	0.5M
AML307D	ADU	GPK	INT	.	.	+18V	-18V	70C	84dB	7.5MV	250NA	50NA	500MWF	5MA	12V	15V	30V	30uV/C	.	.	70dB	70dB	0.5M
AML307H	ADU	GPK	INT	.	.	+18V	-18V	70C	84dB	7.5MV	250NA	50NA	500MWF	5MA	12V	15V	30V	30uV/C	.	.	70dB	70dB	0.5M
AML308AD	ADU	SBA	EXT	.	.	+18V	-18V	70C	98dB	0.5MV	7NA	1NA	500MWF	1MA	13V	15V	1V	5uV/C	.	6MA	96dB	96dB	10M
AML308AH	ADU	SBA	EXT	.	.	+18V	-18V	70C	98dB	0.5MV	7NA	1NA	500MWF	1MA	13V	15V	1V	5uV/C	.	6MA	96dB	96dB	10M
AML308AN	ADU	SBA	EXT	.	.	+18V	-18V	70C	98dB	0.5MV	7NA	1NA	500MWF	1MA	13V	15V	1V	5uV/C	.	6MA	96dB	96dB	10M
AML308D	ADU	SBA	EXT	.	.	+18V	-18V	70C	88dB	7.5MV	7NA	1NA	500MWF	1MA	13V	15V	1V	30uV/C	.	6MA	80dB	80dB	10M
AML308H	ADU	SBA	EXT	.	.	+18V	-18V	70C	88dB	7.5MV	7NA	1NA	500MWF	1MA	13V	15V	1V	30uV/C	.	6MA	80dB	80dB	10M
AML308N	ADU	SBA	EXT	.	.	+18V	-18V	70C	88dB	7.5MV	7NA	1NA	500MWF	1MA	13V	15V	1V	30uV/C	.	6MA	80dB	80dB	10M
AML310D	ADU	VFA	INT	.	15V/uS	+18V	-18V	70C	0dB	7.5MV	7NA	.	500MWF	1MA	10V	15V	15V	50uV/C	.	6MA	.	70dB	10G
AML310F	ADU	VFA	INT	.	15V/uS	+18V	-18V	70C	0dB	7.5MV	7NA	.	500MWF	1MA	10V	15V	15V	50uV/C	.	6MA	.	70dB	10G
AML310H	ADU	VFA	INT	.	15V/uS	+18V	-18V	70C	0dB	7.5MV	7NA	.	500MWF	1MA	10V	15V	15V	50uV/C	.	6MA	.	70dB	10G
AML310N	ADU	VFA	INT	.	15V/uS	+18V	-18V	70C	0dB	7.5MV	7NA	.	500MWF	1MA	10V	15V	15V	50uV/C	.	6MA	.	70dB	10G
AML311D	ADU	CPR	EXT	.	.	+18V	-18V	70C	100dB	7.5MV	250NA	50NA	500MWF	.	.	15V	30V	.	.	8MA	.	.	.
AML311H	ADU	CPR	EXT	.	.	+18V	-18V	70C	100dB	7.5MV	250NA	50NA	500MWF	.	.	15V	30V	.	.	8MA	.	.	.
AML312D	ADU	SBA	INT	.	.	+18V	-18V	70C	88dB	7.5MV	7NA	1NA	500MWF	1MA	13V	14V	14V	15uV/C	.	8MA	80dB	80dB	10M
AML312H	ADU	SBA	INT	.	.	+18V	-18V	70C	88dB	7.5MV	7NA	1NA	500MWF	1MA	13V	14V	14V	15uV/C	.	8MA	80dB	80dB	10M
AML316AD	ADU	LBC	INT	.	.	+20V	-20V	70C	92dB	3MV	50pA	15pA	500MWF	1MA	13V	15V	14V	.	.	6MA	80dB	80dB</	

For detailed explanations of column heading notations, see App. A.
 Also for ready references the more important abbreviations used in the column headings are listed below:

LEFT HAND PAGE
 APP = application
 (codes at APP.E.)

CMRR = common mode rejection ratio

CMP = compensation (frequency)

dV_{in}/dT = input offset voltage temperature drift

GBP = gain bandwidth product

I_B = input bias current
 I_{B0} = input bias offset current

I_Q = quiescent supply current

MFR = manufacturer (codes at App.C.)

P_Q = quiescent power consumer

PSRR = power supply rejection ratio

V_{ICM} = common mode input voltage rating

V_{IDF} = differential input voltage rating

V_{IO} = input offset voltage
 V_S = dc supply voltage

RIGHT HAND PAGE
 Lead out coding summary (details at APP.G.) for different cases (APP.F.)

A = gain adjust
 B = bias adjust
 C = case

E- = inverting input
 E+ = non-inverting input

F,F* = input frequency compensation

G = ground

J = high level input

K = output, open collector
 L = output, open emitter

M = metal case

N = not connected

Q = special terminal

R,R* = outputs
 S = strobe

T,T* = offset balance

V+ = +ve dc supply
 V- = -ve dc supply

W = guard ring

X = blank position, no lead
 + + = +ve supplementary dc supply
 - - = -ve supplementary dc supply

ϕ, ϕ^* = output frequency compensation

CASE (APP.F.)	LD 1	LD 2	LD 3	LD 4	LD 5	LD 6	LD 7	LD 8	LD 9	LD 10	LD 11	LD 12	LD 13	LD 14	LD 15	LD 16	EUROPE SUBSTITUTE	USA SUBSTITUTE	S	TYPE NUMBER	
T05-8/1M	N	E-	E+	V-M	N	R	V+	N									SFC2207	LM207H	0	AML207H	
DIL-14/1C	N	F	N	E-	E+	N	V-	N	R	V+	F*	N	N				UA208AD	LM208AD	0	AML208AD	
FLP-10/3C	N	N	E-	E+	N	V-	R	V+	F*	F								LM208AF	0	AML208AF	
T05-8/1M	F	E-	E+	V-M	N	R	V+	F*									SFC2208A	LM208AH	0	AML208AH	
DIL-14/1C	N	F	N	E-	E+	N	V-	N	R	V+	F*	N	N				UA208D	LM208D	0	AML208D	
FLP-10/3C	N	N	E-	E+	N	V-	R	V+	F*	F							SFC2208PT	LM208F	0	AML208F	
T05-8/1M	F	E-	E+	V-M	N	R	V+	F*									SFC2208	LM208H	0	AML208H	
DIL-14/1C	N	N	T	N	E+	V-	N	N	L	R	V+	T*	N	N			SN52110JA	LM210D	0	AML210D	
FLP-10/3C	N	T	N	E+	V-	L	R	V+	T*	N								LM210F	0	AML210F	
T05-8/1M	T	N	E+	V-	L	R	V+	T*									MLM210G	LM210H	0	AML210H	
DIL-14/1C	N	G	E+	E-	N	V-	T	T*S	R	N	V+	N	N	N			SN52111J	LM211D	0	AML211D	
T05-8/1M	G	E+	E-	V-	T	T*S	R	V+									SFC2211	LM211H	0	AML211H	
DIL-14/1P	N	T	W	E-	E+	W*	V-	N	F	R	V+	T*	N	N				LM212D	0	AML212D	
T05-8/1M	T	E-	E+	V-	F	R	V+	T*										LM212H	0	AML212H	
FLP-10/3C	N	W	E-	E+	W*	V-	R	V+	T	T*								LM212F	0	AML212-FLP	
DIL-14/1C	N	T	W	E-	E+	W*	V-	N	F	R	V+	T*	N	N			MLM216AD	LM216AD	0	AML216AD	
FLP-10/3C	N	W	E-	E+	W*	V-	R	V+	T	T*								LM216AF	0	AML216AF	
T05-8/1M	T	E-	E+	V-	F	R	V+	T*										LM216AH	0	AML216AH	
DIL-14/1C	N	T	W	E-	E+	W*	V-	N	F	R	V+	T*	N	N				LM216D	0	AML216D	
FLP-10/3C	N	W	E-	E+	W*	V-	R	V+	T	T*								LM216F	0	AML216F	
T05-8/1M	T	E-	E+	V-	F	R	V+	T*										LM216H	0	AML216H	
DIL-14/1C	N	N	T	F	E-	E+	V-	N	N	F*	T	R	V+	ϕ	N	N	SN52118JA	LM218D	0	AML218D	
FLP-10/3C	N	T	F	E-	E+	V-	F*	T	R	V+	ϕ	N	ϕ					LM218F	0	AML218F	
T05-8/1M	T	F	E-	E+	V-	F*	T	R	V+	ϕ								LM218H	0	AML218H	
DIL-14/1C	R2	R1	V+	E-1	E+1	E-2	E+2	E+3	E-3	E-4	E+4	G	R4	R3			TDB0118CM	LM219D	0	AML219D	
FLP-10/3C	R1	G1	E+1	E-1	V-	R2	G2	E+2	E-2	V+								LM219F	0	AML219F	
T05-10/1M	R1	G1	E+1	E-1	V-	R2	G2	E+2	E-2	V+								LM219H	0	AML219H	
DIL-14/1C	R1	E-1	E+1	V+	E+2	E-2	R2	R3	E-3	E+3	G	E+4	E-4	R4				LM224AD	0	AML224AD	
DIL-14/1C	R1	E-1	E+1	V+	E+2	E-2	R2	R3	E-3	E+3	G	E+4	E-4	R4				LM224D	0	AML224D	
DIL-14/1C	N	N	G1	E+1	E-1	V-	R2	G2	E+2	E-2	V+	R1	N	N				MLM239AL	LM239AD	0	AML239AD
DIL-14/1C	R2	R1	V+	E-1	E+1	E-2	E+2	E+3	E-3	E-4	E+4	G	R4	R3				MLM239L	LM239D	0	AML239D
DIL-14/1C	R1	E-1	E+1	V+	E+2	E-2	R2	R3	E-3	E+3	V-	E+4	E-4	R4				LM248D	0	AML248D	
DIL-14/1P	R1	E-1	E+1	V+	E+2	E-2	R2	R3	E-3	E+3	V-	E+4	E-4	R4				LM249D	0	AML249D	
DIL-14/1P	FT	E-	E+	V-	T*	R	V+	F*										TD0301D	LM301AD	0	AML301AD
T05-8/1M	FT	E-	E+	V-M	T*	R	V+	F*										SFC2301AH	LM301AH	0	AML301AH
DIL-8/1P	FT	E-	E+	V-	T*	R	V+	F*										SFC2301ADC	LM301AN	0	AML301AN
DIL-14/1P	N	N	FT	E-	E+	V-	N	N	T*	R	V+	F*	N	N				LM301D	0	AML301D	
FLP-10/3C	N	FT	E-	E+	V-	T*	R	V+	F*	N								LM301F	0	AML301F	
T05-8/1M	FT	E-	E+	V-M	T*	R	V+	F*										SFC2301A	LM301H	0	AML301H
DIL-14/1C	N	N	T	N	E+	V-	N	N	L	R	V+	T*	N	N				LM302D	0	AML302D	
T05-8/1M	T	N	E+	V-	L	R	V+	T*										UA302C	LM302H	0	AML302H
T05-8/1M	G	E+	E-	V-M	S1	S2	R	V+										SN72306L	LM306H	0	AML306H
DIL-14/1P	N	N	N	E-	E+	V-	N	N	N	R	V+	N	N	N				SN72307JA	LM307D	0	AML307D
T05-8/1M	N	E-	E+	V-M	N	R	V+	N										SFC2307	LM307H	0	AML307H
DIL-14/1P	N	F	N	E-	E+	N	V-	N	N	R	V+	F*	N	N				SN72308AJA	LM308AD	0	AML308AD
T05-8/1M	F	E-	E+	V-M	N	R	V+	F*										SFC2308A	LM308AH	0	AML308AH
DIL-8/1P	F	E-	E+	V-	N	R	V+	F*										LM308AN	0	AML308AN	
DIL-14/1P	N	F	N	E-	E+	N	V-	N	N	R	V+	F*	N	N				UA308D	LM308D	0	AML308D
T05-8/1M	F	E-	E+	V-M	N	R	V+	F*										SFC2308	LM308H	0	AML308H
DIL-8/1P	F	E-	E+	V-	N	R	V+	F*										SFC2308DC	LM308N	0	AML308N
DIL-14/1P	N	N	T	N	E+	V-	N	N	L	R	V+	T*	N	N				SFC2310EC	LM310D	0	AML310D
FLP-10/3C	N	T	N	E+	V-	L	R	V+	T*	N								LM310F	0	AML310F	
T05-8/1M	T	N	E+	V-	L	R	V+	T*										SFC2310EC	LM310H	0	AML310H
DIL-8/1P	T	N	E+	V-	L	R	V+	T*										SFC2310DC	LM310N	0	AML310N
DIL-14/1P	N	G	E+	E-	N	V-	T	T*S	R	N	V+	N	N	N				SFC2311EC	LM311D	0	AML311D
T05-8/1M	G	E+	E-	V-	T	T*S	R	V+										SFC2311	LM311H	0	AML311H
DIL-14/1P	N	T	C	E-	E+	C*	V-	N	F	R	V+	T*	N	N					LM312D	0	AML312D
T05-8/1M	T	E-	E+	V-	F	R	V+	T*											LM312H	0	AML312H
DIL-14/1P	N	T	W	E-	E+	W*	V-	N	F	R	V+	T*	N	N				MLM316AD	LM316AD	0	AML316AD
FLP-10/3C	N	W	E-	E+	W*	V-	R	V+	T	T*									LM316AF	0	AML316AF

TYPE NUMBER	MFR	APP	COMP	GBP MIN	SLEW RATE MIN	V _{S+} MAX	V _{S-} MAX	T _{OD} MAX	A _{VOL} MIN	V _{IO} MAX	I _B MAX	I _{IO} MAX	P _{TOT} MAX	I _{OUT} MIN	V _{OUT} MIN	V _{ICM} MAX	V _{IDF} MAX	dV _{IO} /dT MAX	P _O MAX	I _O MAX	CM RR MIN	PS RR MIN	R _{IN} MIN	
AML316AH	ADU	LBC	INT	.	.	+20V	-20V	70C	92dB	3MV	50PA	15PA	500MWF	1MA	13V	15V	14V	.	.	.6MA	80dB	80dB	2G	
AML316D	ADU	LBC	INT	.	.	+20V	-20V	70C	86dB	10MV	150PA	50PA	500MWF	1MA	13V	15V	14V	.	.	.8MA	80dB	80dB	300M	
AML316D	ADU	LBC	INT	.	.	+20V	-20V	70C	86dB	10MV	150PA	50PA	500MWF	1MA	13V	15V	14V	.	.	.8MA	80dB	80dB	300M	
AML316F	ADU	LBC	INT	.	.	+20V	-20V	70C	86dB	10MV	150PA	50PA	500MWF	1MA	13V	15V	14V	.	.	.8MA	80dB	80dB	300M	
AML316H	ADU	LBC	INT	.	.	+20V	-20V	70C	86dB	10MV	150PA	50PA	500MWF	1MA	13V	15V	14V	.	.	.8MA	80dB	80dB	300M	
AML318D	ADU	XSR	INT	.	50V/uS	+20V	-20V	70C	88dB	10MV	500NA	200NA	500MWF	6MA	12V	15V	1V	.	.	.8MA	70dB	65dB	500K	
AML318F	ADU	XSR	INT	.	50V/uS	+20V	-20V	70C	88dB	10MV	500NA	200NA	500MWF	6MA	12V	15V	1V	.	.	.8MA	70dB	65dB	500K	
AML318H	ADU	XSR	INT	.	50V/uS	+20V	-20V	70C	88dB	10MV	500NA	200NA	500MWF	6MA	12V	15V	1V	.	.	.8MA	70dB	65dB	500K	
AML318N	ADU	XSR	INT	.	50V/uS	+20V	-20V	70C	88dB	10MV	500NA	200NA	500MWF	6MA	12V	15V	1V	.	.	.8MA	70dB	65dB	500K	
AML319D	ADU	DCP	INT	.	.	+18V	-18V	70C	78dB	8MV	1uA	0.2uA	500MWF	.	.	15V	5V	.	.	12MA	.	.	.	
AML319H	ADU	DCP	INT	.	.	+18V	-18V	70C	78dB	8MV	1uA	0.2uA	500MWF	.	.	15V	5V	.	.	12MA	.	.	.	
AML319N	ADU	DCP	INT	.	.	+18V	-18V	70C	78dB	8MV	1uA	0.2uA	500MWF	.	.	15V	5V	.	.	12MA	.	.	.	
AML324AD	ADU	QK	INT	.	.	+16V	-16V	70C	88dB	3MV	100NA	30NA	900MWF	.	.	16V	16V	30uV/C	.	2MA	65dB	65dB	.	
AML324AN	ADU	QK	INT	.	.	+16V	-16V	70C	88dB	3MV	100NA	30NA	900MWF	.	.	16V	16V	30uV/C	.	2MA	65dB	65dB	.	
AML324D	ADU	QK	INT	.	.	+16V	-16V	70C	88dB	7MV	250NA	50NA	900MWF	.	.	16V	16V	35uV/C	.	2MA	65dB	65dB	.	
AML324N	ADU	QK	INT	.	.	+16V	-16V	70C	88dB	7MV	250NA	50NA	900MWF	.	.	16V	16V	35uV/C	.	2MA	65dB	65dB	.	
AML339AD	ADU	QCP	EXT	.	.	+18V	-18V	70C	94dB	2MV	250NA	50NA	900MWF	6MA	.	18V	18V	.	.	2MA	.	.	.	
AML339AN	ADU	QCP	EXT	.	.	+18V	-18V	70C	94dB	2MV	250NA	50NA	900MWF	6MA	.	18V	18V	.	.	2MA	.	.	.	
AML339D	ADU	QCP	EXT	.	.	+18V	-18V	70C	88dB	5MV	250NA	50NA	900MWF	6MA	.	18V	18V	.	.	2MA	.	.	.	
AML339N	ADU	QCP	EXT	.	.	+18V	-18V	70C	88dB	5MV	250NA	50NA	800MWF	.	.	18V	18V	.	.	2MA	.	.	.	
AML348D	ADU	QK	INT	3MHZ	0.2V/uS	+18V	-18V	70C	88dB	6MV	200NA	50NA	900MWF	5MA	12V	18V	36V	.	.	1MA	70dB	77dB	800K	
AML348N	ADU	QK	INT	3MHZ	0.2V/uS	+18V	-18V	70C	88dB	6MV	200NA	50NA	900MWF	5MA	12V	18V	36V	.	.	1MA	70dB	77dB	800K	
AML349D	ADU	QK	INT	1MHZ	0.5V/uS	+18V	-18V	70C	88dB	6MV	200NA	50NA	900MWF	5MA	12V	18V	36V	.	.	1MA	70dB	77dB	800K	
AML349N	ADU	QK	INT	1MHZ	0.5V/uS	+18V	-18V	70C	88dB	6MV	200NA	50NA	900MWF	5MA	12V	18V	36V	.	.	1MA	70dB	77dB	800K	
AMSS5725BJ	ADU	PIA	EXT	.	.	+22V	-22V	70C	120dB	75MV	80NA	5NA	500MWF	11MA	12V	22V	30V	2.8uV/C	120MW	110dB	106dB	700K		
AMSS5725EJ	ADU	PIA	EXT	.	.	+22V	-22V	70C	120dB	0.5MV	80NA	5NA	500MWF	11MA	12V	22V	30V	2uV/C	120MW	120dB	106dB	700K		
AMSS5725J	ADU	PIA	EXT	.	.	+22V	-22V	125C	120dB	0.5MV	80NA	5NA	500MWF	11MA	12V	22V	30V	2uV/C	120MW	120dB	106dB	700K		
AMSS5741CJ	ADU	GPK	INT	.	.	+18V	-18V	70C	86dB	100MA	100NA	25NA	500MWF	5MA	12V	18V	30V	.	.	85MW	70dB	76dB	1M	
AMSS5741J	ADU	GPK	INT	.	.	+22V	-22V	125C	100dB	2MV	50NA	5NA	500MWF	5MA	12V	22V	30V	.	.	85MW	80dB	80dB	2M	
AMSS5747CK	ADU	DGK	INT	.	.	+22V	-22V	70C	94dB	5MV	100NA	25NA	500MWF	5MA	12V	22V	30V	.	.	85MW	70dB	76dB	1M	
AMSS5747CP	ADU	DGK	INT	.	.	+22V	-22V	70C	94dB	5MV	100NA	25NA	500MWF	5MA	12V	22V	30V	.	.	85MW	70dB	76dB	1M	
AMSS5747K	ADU	DGK	INT	.	.	+22V	-22V	125C	100dB	2MV	80NA	5NA	500MWF	5MA	12V	22V	30V	.	.	85MW	80dB	80dB	2M	
AMSS5747M	ADU	DGK	INT	.	.	+22V	-22V	125C	100dB	2MV	80NA	5NA	500MWF	5MA	12V	22V	30V	.	.	85MW	80dB	80dB	2M	
AMSS5747P	ADU	DGK	INT	.	.	+22V	-22V	125C	100dB	2MV	80NA	5NA	500MWF	5MA	12V	22V	30V	.	.	85MW	80dB	80dB	2M	
AMU3F7733312	ADU	BDO	EXT	20MHZ	.	+8V	-8V	125C	50dB	5MV	20uA	3uA	570MWF	2MA	1.5V	6V	5V	.	.	24MA	60dB	50dB	2K	
AMU3F7748312	ADU	GPU	EXT	.	0.2V/uS	+22V	-22V	125C	94dB	5MV	500NA	200NA	570MWF	5MA	12V	15V	30V	.	.	85MW	3MA	70dB	76dB	300K
AMU5B7741312	ADU	GPK	INT	.	0.2V/uS	+22V	-22V	125C	94dB	5MV	500NA	200NA	500MWF	7MA	12V	15V	30V	.	.	85MW	3MA	70dB	76dB	300K
AMU5B7741393	ADU	GPK	INT	.	0.2V/uS	+18V	-18V	70C	86dB	6MV	500NA	200NA	500MWF	5MA	12V	15V	30V	.	.	85MW	3MA	70dB	76dB	300K
AMU5B7748312	ADU	GPU	EXT	.	0.2V/uS	+22V	-22V	125C	94dB	5MV	500NA	200NA	500MWF	5MA	12V	15V	30V	.	.	85MW	3MA	70dB	76dB	300K
AMU5B7748393	ADU	GPU	EXT	.	0.2V/uS	+18V	-18V	70C	86dB	6MV	500NA	200NA	500MWF	5MA	12V	15V	30V	.	.	85MW	3MA	70dB	76dB	300K
AMU6A7733312	ADU	BDO	EXT	20MHZ	.	+8V	-8V	125C	50dB	5MV	20uA	3uA	670MWF	2MA	1.5V	6V	5V	.	.	24MA	60dB	50dB	2K	
AMU6A7733393	ADU	BDO	EXT	20MHZ	.	+8V	-8V	70C	48dB	6MV	30uA	5uA	670MWF	2MA	1.5V	6V	5V	.	.	24MA	60dB	50dB	2K	
AMU6A7741312	ADU	GPK	INT	4MHZ	0.3V/uS	+22V	-22V	125C	94dB	3MV	80NA	30NA	670MWF	5MA	12V	15V	30V	15uV/C	150MW	80dB	86dB	1M		
AMU6A7741393	ADU	GPK	INT	.	0.2V/uS	+18V	-18V	70C	86dB	6MV	500NA	200NA	670MWF	5MA	12V	15V	30V	.	.	85MW	3MA	70dB	76dB	300K
AMU6A7748312	ADU	GPU	EXT	.	0.2V/uS	+22V	-22V	125C	94dB	5MV	500NA	200NA	670MWF	5MA	12V	15V	30V	.	.	85MW	3MA	70dB	76dB	300K
AMU6A7748393	ADU	GPU	EXT	.	0.2V/uS	+22V	-22V	70C	86dB	6MV	500NA	200NA	670MWF	5MA	12V	15V	30V	.	.	85MW	3MA	70dB	76dB	300K
AMU6W7747312	ADU	DGK	INT	.	0.2V/uS	+22V	-22V	125C	94dB	5MV	500NA	200NA	670MWF	5MA	12V	15V	30V	.	.	85MW	3MA	70dB	76dB	300K
AMU6W7747393	ADU	DGK	INT	.	0.2V/uS	+18V	-18V	70C	88dB	6MV	500NA	200NA	670MWF	5MA	12V	15V	30V	.	.	85MW	3MA	70dB	76dB	300K
B100	ANU	VFA	INT	.	65V/uS	+16V	-16V	85C	-2dB	200MV	500NA	.	.	0.1A	10V	.	15V	1V/C	.	8MA	.	.	2K	
C118A	BLU	FET	INT	5MHZ	0.5V/uS	+18V	-18V	85C	100dB	1MV	5PA	.	.	5MA	10V	15V	30V	10uV/C	.	4MA	76dB	.	10G	
C118B	BLU	FET	INT	5MHZ	0.5V/uS	+18V	-18V	85C	100dB	1MV	5PA	.	.	5MA	10V	15V	30V	25uV/C	.	4MA	76dB	.	10G	
C218A	BLU	FET	INT	5MHZ	0.5V/uS	+18V	-18V	85C	100dB	1MV	5PA	.	.	5MA	10V	15V	30V	10uV/C	.	4MA	76dB	.	10G	
C218B	BLU	FET	INT	5MHZ	0.5V/uS	+18V	-18V	85C	100dB	1MV	5PA	.	.	5MA	10V	15V	30V	25uV/C	.	4MA	76dB	.	10G	
C218C	BLU	FET	INT	5MHZ	0.5V/uS	+18V	-18V	85C	100dB	2MV	10PA	.	.	5MA	10V	15V	30V	50uV/C	.	4MA	76dB	.	10G	
C228A	BLU	FET	INT	7MHZ	25V/uS	+18V	-18V	125C	100dB	1MV	5PA	.	.	5MA	10V	15V	30V	10uV/C	.	10MA	80dB	.	10G	
C228B	BLU	FET	INT	7MHZ	25V/uS	+18V	-18V	125C	100dB	1MV	5PA	.	.	5MA	10V	15V	30V	25uV/C	.	10MA	80dB	.	10G	
C228C	BLU	FET	INT	7MHZ	25V/uS	+18V	-18V	125C	100dB	2MV	10PA	.	.	5MA	10V	15V	30V	50uV/C	.	10MA	80dB	.	10G	
C238A	BLU	FET	INT	10MHZ	50V/uS	+22V	-22V	125C	.	1MV	5PA	.												

For detailed explanations of column heading notations, see App. A.

Also for ready references the more important abbreviations used in the column headings are listed below:

LEFT HAND PAGE

- APP = application (codes at APP.E.)
- CMRR = common mode rejection ratio
- CMP = compensation (frequency)
- dV_{IO}/dT = input offset voltage temperature drift
- GBP = gain bandwidth product
- I_B = input bias current
- I_{IO} = input bias offset current
- I_Q = quiescent supply current
- MFR = manufacturer (codes at App.C.)
- P_Q = quiescent power consumer
- PSRR = power supply rejection ratio
- V_{ICM} = common mode input voltage rating
- V_{IOF} = differential input voltage rating
- V_{IO} = input offset voltage
- V_S = dc supply voltage

RIGHT HAND PAGE

- Lead out coding summary (details at APP.G.) for different cases (APP.F.)
- A = gain adjust
- B = bias adjust
- C = case
- E- = inverting input
- E+ = non-inverting input
- F,F* = input frequency compensation
- G = ground
- J = high level input
- K = output, open collector
- L = output, open emitter
- M = metal case
- N = not connected
- Q = special terminal
- R,R* = outputs
- S = strobe
- T,T* = offset balance
- V+ = +ve dc supply
- V- = -ve dc supply
- W = guard ring
- X = blank position, no lead
- + + = +ve supplementary dc supply
- - = -ve supplementary dc supply
- ϕ,ϕ^* = output frequency compensation

CASE (APP.F.)	LD 1	LD 2	LD 3	LD 4	LD 5	LD 6	LD 7	LD 8	LD 9	LD 10	LD 11	LD 12	LD 13	LD 14	LD 15	LD 16	EUROPE SUBSTITUTION	USA SUBSTITUTION	1 S S	TYPE NUMBER		
T05-8/1M	T	E-	E+	V-	F	R	V+	T*										LM316AH	O	AML316AH		
DIL-14/1C	N	T	W	E-	E+	W*	V-	N	F	R	V+	T*	N	N				LM316D	O	AML316D		
DIL-14/1P	N	T	W	E-	E+	W*	V-	N	F	R	V+	T*	N	N				LM316F	O	AML316F		
FLP-10/3C	N	W	E-	E+	W*	V-	R	V+	T	T*								LM316H	O	AML316H		
T05-8/1M	T	E-	E+	V-	F	R	V+	T*														
DIL-14/1C	N	N	T*F	E-	E+	V-	N	N	F*	R	V+	ϕ	N	N			SFC2318EC	LM318D	O	AML318D		
FLP-10/3C	N	T*F	E-	E+	V-	F*	R	V+	ϕ	N								LM318F	O	AML318F		
T05-8/1M	T*F	E-	E+	V-	F*	R	V+	ϕ										TDE0118CM	LM318H	O	AML318H	
DIL-8/1P	T*F	E-	E+	V-	F*	R	V-	ϕ										SN72318JP	LM318N	O	AML318N	
DIL-14/1C	N	N	G1	E+1	E-1	V-	R2	G2	E+2	E-2	V+	R1	N	N				TDB0119DP	LM319D	O	AML319D	
T05-10/1M	R1	G1	E+1	E-1	V-	R2	G2	E+2	E-2	V+								TDB0119CM	LM319H	O	AML319H	
DIL-14/1P	N	N	G1	E+1	E-1	V-	R2	G2	E+2	E-2	V+	R1	N	N				TDB0119DP	LM319N	O	AML319N	
DIL-14/1C	R1	E-1	E+1	V+	E+2	E-2	R2	R3	E-3	E+3	G	E+4	E-4	R4				LM324AD	O	AML324AD		
DIL-14/1P	R1	E-1	E+1	V+	E+2	E-2	R2	R3	E-3	E+3	G	E+4	E-4	R4				LM324AN	O	AML324AN		
DIL-14/1C	R1	E-1	E+1	V+	E+2	E-2	R2	R3	E-3	E+3	G	E+4	E-4	R4				MLM324L	LM324D	O	AML324D	
DIL-14/1P	R1	E-1	E+1	V+	E+2	E-2	R2	R3	E-3	E+3	G	E+4	E-4	R4				MLM324L	LM324N	O	AML324N	
DIL-14/1C	R2	R1	V+	E-1	E+1	E-2	E+2	E+3	E-3	E-4	E+4	G	R4	R3				MLM339AL	LM339AD	O	AML339AD	
DIL-14/1P	R2	R1	V+	E-1	E+1	E-2	E+2	E+3	E-3	E-4	E+4	G	R4	R3				MLM339AL	LM339AN	O	AML339AN	
DIL-14/1C	R2	R1	V+	E-1	E+1	E-2	E+2	E+3	E-3	E-4	E+4	G	R4	R3				MLM339L	LM339D	O	AML339D	
DIL-14/1P	R2	R1	V+	E-1	E+1	E-2	E+2	E+3	E-3	E-4	E+4	G	R4	R3				MLM339L	LM339N	O	AML339N	
DIL-14/1C	R1	E-1	E+1	V+	E+2	E-2	R2	R3	E-3	E+3	V-	E+4	E-4	R4				LM348D	O	AML348D		
DIL-14/1P	R1	E-1	E+1	V+	E+2	E-2	R2	R3	E-3	E+3	V-	E+4	E-4	R4				LM348N	O	AML348N		
DIL-14/1C	R1	E-1	E+1	V+	E+2	E-2	R2	R3	E-3	E+3	V-	E+4	E-4	R4				LM349D	O	AML349D		
DIL-14/1P	R1	E-1	E+1	V+	E+2	E-2	R2	R3	E-3	E+3	V-	E+4	E-4	R4				LM349N	O	AML349N		
T05-8/1M	T	E-	E+	V-M	ϕ	R	V+	T*										UA725AHM	SSS725BJ	O	AMSSS725BJ	
T05-8/1M	T	E-	E+	V-M	ϕ	R	V+	T*										UA725EHC	SSS725EJ	O	AMSSS725EJ	
T05-8/1M	T	E-	E+	V-M	ϕ	R	V+	T*										UA725AHM	SSS725J	O	AMSSS725J	
T05-8/1M	T	E-	E+	V-M	T*	R	V+	N										UA741EHC	SSS741CJ	O	AMSSS741CJ	
T05-8/1M	T	E-	E+	V-M	T*	R	V+	N										RM4131T	SSS741J	O	AMSSS741J	
T05-10/1M	R1	V+	E-1	E+1	V-	E+2	E-2	V+2	R2	N								SFC2747M	SSS747CK	O	AMSSS747CK	
DIL-14/1C	E-1	E+1	T1	V-	T2	E-2	E+2	T*2	V+2	R2	N	R1	V+1	T*1				SSS747CY	SSS747CP	O	AMSSS747CP	
T05-10/1M	R1	V+1	E-1	E+1	V-	E+2	E-2	V+2	R2	N								SSS747K	O	AMSSS747K		
FLP-14/3G	E-1	E+1	T1	V-	T2	E-2	E+2	T*2	V+2	R2	N	R1	V+1	T*1				SSS747M	O	AMSSS747M		
DIL-14/1C	E-1	E+1	T1	V-	T2	E-2	E+2	T*2	V+2	R2	N	R1	V+1	T*1				SSS747P	O	AMSSS747P		
FLP-10/3C	E+	A2	A*2	V-	R	R*	V+	A1	A*1	E-								SN52733FA	UA733FM	O	AMUJ3F7733312	
FLP-10/3C	N	FT	E-	E+	V-	T*	R	V+	F*	N								SN52748FA	UA748FM	O	AMUJ3F7748312	
T05-8/1M	T	E-	E+	V-M	T*	R	V+	N										TBA222	UA741HM	O	AMU5B7741312	
T05-8/1M	T	E-	E+	V-M	T*	R	V+	N										TBA221	UA741HC	O	AMU5B7741393	
T05-8/1M	FT	E-	E+	V-	T*	R	V+	F*										TBC0748	UA748HM	O	AMU5B7748312	
T05-8/1M	FT	E-	E+	V-	T*	R	V+	F*										TBB0748	UA748HC	O	AMU5B7748393	
DIL-14/1C	E+	N	A2	A*2	V-	N	R	R*	N	V+	A1	A*1	N	E-				SN52733J	UA733DM	O	AMU6A7733312	
DIL-14/1C	E+	N	A2	A*2	V-	N	R	R*	N	V+	A1	A*1	N	E-				SN72733J	UA733DC	O	AMU6A7733393	
DIL-14/1C	N	N	T	E-	E+	V-	N	N	T*	R	V+	N	N	N				LM741D	UA741DM	O	AMU6A7741312	
DIL-14/1C	N	N	T	E-	E+	V-	N	N	T*	R	V+	N	N	N				TBA221A	UA741DC	O	AMU6A7741393	
DIL-14/1C	N	N	FT	E-	E+	V-	N	N	T*	R	V+	F*	N	N				SN52748JA	UA748DM	O	AMU6A7748312	
DIL-14/1C	N	N	FT	E-	E+	V-	N	N	T*	R	V+	F*	N	N				SN72748J	UA748DC	O	AMU6A7748393	
DIL-14/1C	E-1	E+1	T1	V-	T2	E+2	E-2	T*2	V+2	R2	N	R1	V+	T*1				SFC2747KM	UA747DM	O	AMU6W7747312	
DIL-14/1C	E-1	E+1	T1	V-	T2	E+2	E-2	T*2	V+2	R2	N	R1	V+	T*1				TBB0747A	UA747DC	O	AMU6W7747393	
DIM-7/5P	E+	N	V+	G	V-	R														O	B100	
DIM-5/4P	E+	E-	V+	V-	R																O	C118A
DIM-5/4P	E+	E-	V+	V-	R																O	C118B
DIM-5/4P	E+	E-	V+	V-	R																O	C118C
T08-12/1M	E+	E-	N	V+	T	V-	GM	R	T*	N	N	N	N	N							O	C218A
T08-12/1M	E+	E-	N	V+	T	V-	GM	R	T*	N	N	N	N	N							O	C218B
T08-12/1M	E+	E-	N	V+	T	V-	GM	R	T*	N	N	N	N	N							O	C218C
T08-12/1M	E+	E-	N	V+	N	V-	GM	R	N	N	N	N	N	N							O	C228A
T08-12/1M	E+	E-	N	V+	N	V-	GM	R	N	N	N	N	N	N							O	C228B
T08-12/1M	E+	E-	N	V+	N	V-	GM	R	N	N	N	N	N	N							O	C228C
T08-12/1M	E+	E-	N	V+	N	V-	GM	R	Q	Q*	N	N	N	N							O	C238A
T08-12/1M	E+	E-	N	V+	N	V-	GM	R	Q	Q*	N	N	N	N							O	C238B

TYPE NUMBER	MFR	APP	COMP	GBP MIN	SLEW RATE MIN	Vs+ MAX	Vs- MAX	T _{OP} MAX	A _{VOL} MIN	V _{IO} MAX	I _B MAX	I _O MAX	P _{TOT} MAX	I _{OUT} MIN	V _{OUT} MIN	V _{ICM} MAX	V _{IDF} MAX	dV _{IO} /dT MAX	P _O MAX	I _O MAX	CM RR MIN	PS RR MIN	R _{IN} MIN
C238C	BLU	FET	INT	10MHZ	50V/uS	+22V	-22V	125C		2MV	10PA			20MA	10V	15V	30V	50uV/C		12MA	86dB	70dB	10G
C438A	BLU	XSR	INT	10MHZ	50V/uS	+22V	-22V	125C	90dB	1MV	5PA			20MA	10V	15V	30V	10uV/C		12MA	86dB	70dB	10G
C438B	BLU	XSR	INT	10MHZ	50V/uS	+22V	-22V	125C	90dB	1MV	5PA			20MA	10V	15V	30V	25uV/C		12MA	86dB	70dB	10G
C438C	BLU	XSR	INT	10MHZ	50V/uS	+22V	-22V	125C	90dB	2MV	10PA			20MA	10V	15V	30V	50uV/C		12MA	86dB	70dB	10G
CA101AG	RCU	GPU	EXT			+22V	-22V	125C	94dB	2MV	75NA	10NA	500MWF	5MA	12V	15V	30V	15uV/C		3MA	80dB	80dB	1.5M
CA101AS	RCU	GPU	EXT			+22V	-22V	125C	94dB	2MV	75NA	10NA	500MWF	5MA	12V	15V	30V	15uV/C		3MA	80dB	80dB	1.5M
CA101AT	RCU	GPU	EXT			+22V	-22V	125C	94dB	2MV	75NA	10NA	500MWF	5MA	12V	15V	30V	15uV/C		3MA	80dB	80dB	1.5M
CA101G	RCU	GPU	EXT			+22V	-22V	125C	94dB	5MV	500NA	200NA	500MWF	5MA	12V	15V	30V	15uV/C		3MA	70dB	70dB	300K
CA101S	RCU	GPU	EXT			+22V	-22V	125C	94dB	5MV	500NA	200NA	500MWF	5MA	12V	15V	30V	15uV/C		3MA	70dB	70dB	300K
CA101T	RCU	GPU	EXT			+22V	-22V	125C	94dB	5MV	500NA	200NA	500MWF	5MA	12V	15V	30V	10uV/C		3MA	70dB	70dB	300K
CA107G	RCU	GPK	INT			+22V	-22V	125C	94dB	2MV	75NA	10NA	500MWF	5MA	12V	15V	30V	15uV/C		3MA	80dB	80dB	1.5M
CA107S	RCU	GPK	INT			+22V	-22V	125C	94dB	2MV	75NA	10NA	500MWF	5MA	12V	15V	30V	15uV/C		3MA	80dB	80dB	1.5M
CA107T	RCU	GPK	INT			+22V	-22V	125C	94dB	2MV	75NA	10NA	500MWF	5MA	12V	15V	30V	15uV/C		3MA	80dB	80dB	1.5M
CA108AS	RCU	SBA	EXT			+20V	-20V	125C	98dB	0.5MV	2NA	0.2NA	500MWF	1MA	13V	15V	1V	5uV/C		6MA	96dB	96dB	30M
CA108AT	RCU	SBA	EXT			+20V	-20V	125C	98dB	0.5MV	2NA	0.2NA	500MWF	1MA	13V	15V	1V	5uV/C		6MA	96dB	96dB	30M
CA108S	RCU	SBA	EXT			+20V	-20V	125C	96dB	2MV	2NA	0.2NA	500MWF	1MA	13V	15V	1V	15uV/C		6MA	85dB	80dB	30M
CA108T	RCU	SBA	EXT			+20V	-20V	125C	96dB	2MV	2NA	0.2NA	500MWF	1MA	13V	15V	1V	15uV/C		6MA	85dB	80dB	30M
CA111G	RCU	CPR	EXT			+18V	-18V	125C	100dB	3MV	100NA	10NA	500MWF	8MA		15V	30V			6MA			
CA111S	RCU	CPR	EXT			+18V	-18V	125C	100dB	3MV	100NA	10NA	500MWF	8MA		15V	30V			6MA			
CA111T	RCU	CPR	EXT			+18V	-18V	125C	100dB	3MV	100NA	10NA	500MWF			15V	30V			6MA			
CA124E	RCU	QKG	INT			+16V	-16V	125C	94dB	5MV	150NA	30NA	900MWF			16V	16V	35uV/C		2MA	70dB	65dB	
CA124G	RCU	QKG	INT			+16V	-16V	125C	94dB	5MV	150NA	30NA	900MWF			16V	16V	35uV/C		2MA	70dB	65dB	
CA139AE	RCU	QCP	EXT			+18V	-18V	125C	94dB	2MV	100NA	25NA	900MWF			18V	18V			2MA			
CA139AG	RCU	QCP	EXT			+18V	-18V	125C	94dB	2MV	100NA	25NA	900MWF			18V	18V			2MA			
CA139E	RCU	QCP	EXT			+18V	-18V	125C	88dB	5MV	100NA	25NA	900MWF			18V	18V			2MA			
CA139G	RCU	QCP	EXT			+18V	-18V	125C	88dB	5MV	100NA	25NA	900MWF			18V	18V			2MA			
CA201AG	RCU	GPU	EXT			+22V	-22V	85C	94dB	2MV	75NA	10NA	500MWF	5MA	12V	15V	30V	15uV/C		3MA	80dB	80dB	500K
CA201AS	RCU	GPU	EXT			+22V	-22V	85C	94dB	2MV	75NA	10NA	500MWF	5MA	12V	15V	30V	15uV/C		3MA	80dB	80dB	500K
CA201AT	RCU	GPU	EXT			+22V	-22V	85C	94dB	2MV	75NA	10NA	500MWF	5MA	12V	15V	30V	15uV/C		3MA	80dB	80dB	500K
CA201G	RCU	GPU	EXT			+22V	-22V	85C	86dB	7.5MV	1.5uA	0.5uA	500MWF	5MA	12V	15V	30V	30uV/C		3MA	65dB	70dB	100K
CA201S	RCU	GPU	EXT			+22V	-22V	85C	86dB	7.5MV	1.5uA	0.5uA	500MWF	5MA	12V	15V	30V	30uV/C		3MA	65dB	70dB	100K
CA201T	RCU	GPU	EXT			+22V	-22V	85C	86dB	7.5MV	1.5uA	0.5uA	500MWF	5MA	12V	15V	30V	30uV/C		3MA	65dB	70dB	100K
CA207G	RCU	GPK	INT			+22V	-22V	85C	94dB	2MV	75NA	10NA	500MWF	5MA	12V	15V	30V	15uV/C		3MA	80dB	80dB	1.5M
CA207S	RCU	GPK	INT			+22V	-22V	85C	94dB	2MV	75NA	10NA	500MWF	5MA	12V	15V	30V	15uV/C		3MA	80dB	80dB	1.5M
CA207T	RCU	GPK	INT			+22V	-22V	85C	94dB	2MV	75NA	10NA	500MWF	5MA	12V	15V	30V	15uV/C		3MA	80dB	80dB	1.5M
CA208AS	RCU	SBA	EXT			+20V	-20V	85C	98dB	0.5MV	2NA	0.2NA	500MWF	1MA	13V	15V	1V	5uV/C		6MA	96dB	96dB	30M
CA208AT	RCU	SBA	EXT			+20V	-20V	85C	98dB	0.5MV	2NA	0.2NA	500MWF	1MA	13V	15V	1V	5uV/C		6MA	96dB	96dB	30M
CA208S	RCU	SBA	EXT			+20V	-20V	85C	96dB	2MV	2NA	0.2NA	500MWF	1MA	13V	15V	1V	15uV/C		6MA	85dB	80dB	30M
CA208T	RCU	SBA	EXT			+20V	-20V	85C	96dB	2MV	2NA	0.2NA	500MWF	1MA	13V	15V	1V	15uV/C		6MA	85dB	80dB	30M
CA211G	RCU	CPR	EXT			+18V	-18V	85C	100dB	3MV	100NA	10NA	500MWF			15V	30V			6MA			
CA211S	RCU	CPR	EXT			+18V	-18V	85C	100dB	3MV	100NA	10NA	500MWF			15V	30V			6MA			
CA211T	RCU	CPR	EXT			+18V	-18V	85C	100dB	3MV	100NA	10NA	500MWF			15V	30V			6MA			
CA224E	RCU	QKG	INT			+16V	-16V	85C	94dB	5MV	150NA	30NA	900MWF			16V	16V	35uV/C		2MA	70dB	65dB	
CA224G	RCU	QKG	INT			+16V	-16V	85C	94dB	5MV	150NA	30NA	900MWF			16V	16V	35uV/C		2MA	70dB	65dB	
CA239AE	RCU	QCP	EXT			+18V	-18V	85C	94dB	2MV	250NA	50NA	900MWF	6MA		18V	18V			2MA			
CA239AG	RCU	QCP	EXT			+18V	-18V	85C	94dB	2MV	250NA	50NA	900MWF	6MA		18V	18V			2MA			
CA239E	RCU	QCP	EXT			+18V	-18V	85C	88dB	5MV	250NA	50NA	900MWF	6MA		18V	18V			2MA			
CA239G	RCU	QCP	EXT			+18V	-18V	85C	88dB	5MV	250NA	50NA	900MWF	6MA		18V	18V			2MA			
CA301AE	RCU	GPU	EXT			+18V	-18V	70C	88dB	7.5MV	250NA	50NA	500MWF	5MA	12V	15V	30V	30uV/C		3MA	70dB	70dB	500K
CA301AG	RCU	GPU	EXT			+18V	-18V	70C	88dB	7.5MV	250NA	50NA	500MWF	5MA	12V	15V	30V	30uV/C		3MA	70dB	70dB	500K
CA301AGH	RCU	GPU	EXT			+18V	-18V	70C	88dB	7.5MV	250NA	50NA		5MA	12V	15V	30V	30uV/C		3MA	70dB	70dB	500K
CA301AH	RCU	GPU	EXT			+18V	-18V	70C	88dB	7.5MV	250NA	50NA		5MA	12V	15V	30V	30uV/C		3MA	70dB	70dB	500K
CA301AS	RCU	GPU	EXT			+18V	-18V	70C	88dB	7.5MV	250NA	50NA	500MWF	5MA	12V	15V	30V	30uV/C		3MA	70dB	70dB	500K
CA301AT	RCU	GPU	EXT			+18V	-18V	70C	88dB	7.5MV	250NA	50NA	500MWF	5MA	12V	15V	30V	30uV/C		3MA	70dB	70dB	500K
CA307E	RCU	GPK	INT			+18V	-18V	70C	84dB	7.5MV	250NA	50NA	500MWF	5MA	12V	15V	30V	30uV/C			70dB	70dB	0.5M
CA307G	RCU	GPK	INT			+18V	-18V	70C	84dB	7.5MV	250NA	50NA	500MWF	5MA	12V	15V	30V	30uV/C			70dB	70dB	0.5M
CA307GH	RCU	GPK	INT			+18V	-18V	70C	84dB	7.5MV	250NA	50NA	500MWF	5MA	12V	15V	30V	30uV/C			70dB	70dB	0.5M
CA307H	RCU	GPK	INT			+18V	-18V	70C	84dB	7.5MV	250NA	50NA	500MWF	5MA	12V	15V	30V	30uV/C			70dB	70dB	0.5M
CA307S	RCU	GPK	INT			+18V	-18V	70C	84dB	7.5MV	250NA	50NA	500MWF	5MA	12V	15V	30V	30uV/C			70dB	70dB	0.5M
CA307T	RCU	GPK	INT			+18V	-18V	70C	84dB	7.5MV	250NA	50NA	500MWF	5MA	12V	15V	30V	30uV/C			70dB	70dB	0.5M

For detailed explanations of column heading notations, see App. A.
 Also for ready references the more important abbreviations used in the column headings are listed below:

- LEFT HAND PAGE
 APP = application (codes at APP.E.)
 CMRR = common mode rejection ratio
 CMP = compensation (frequency)
 dV_{io}/dT = input offset voltage temperature drift
 GBP = gain bandwidth product
 I_B = input bias current
 I_{IO} = input bias offset current
 I_Q = quiescent supply current
 MFR = manufacturer (codes at App.C.)
 P_Q = quiescent power consumer
 PSRR = power supply rejection ratio
 V_{ICM} = common mode input voltage rating
 V_{IOF} = differential input voltage rating
 V_{IO} = input offset voltage
 V_S = dc supply voltage
- RIGHT HAND PAGE
 Lead out coding summary (details at APP.G.) for different cases (APP.F.)
 A = gain adjust
 B = bias adjust
 C = case
 E- = inverting input
 E+ = non-inverting input
 F,* = input frequency compensation
 G = ground
 J = high level input
 K = output, open collector
 L = output, open emitter
 M = metal case
 N = not connected
 Q = special terminal
 R,R* = outputs
 S = strobe
 T,* = offset balance
 V+ = +ve dc supply
 V- = -ve dc supply
 W = guard ring
 X = blank position, no lead
 + + = +ve supplementary dc supply
 - - = -ve supplementary dc supply
 ϕ, ϕ^* = output frequency compensation

CASE (APP F)	LD 1	LD 2	LD 3	LD 4	LD 5	LD 6	LD 7	LD 8	LD 9	LD 10	LD 11	LD 12	LD 13	LD 14	LD 15	LD 16	EUROPE SUBSTI-TUTE	USA SUBSTI-TUTE	I S S	TYPE NUMBER		
T08-12/1M	E+	E-	N	V+	N	V-	GM	R	Q	Q*	N	N	C238B	0	C238C		
DIM-14/1M	N	N	N	E-	E+	V-	N	M	N	R	V+	N	N	N	0	C438A		
DIM-14/1M	N	N	N	E-	E+	V-	N	M	N	R	V+	N	N	N	.	.	.	C438A	0	C438B		
DIM-14/1M	N	N	N	E-	E+	V-	N	M	N	R	V+	N	N	N	.	.	.	C438B	0	C438C		
DIL-8/1P	FT	E-	E+	V-	T*	R	V+	F*	LM101AV	0	CA101AG		
T05-8/3M	FT	E-	E+	V-M	T*	R	V+	F*	UA101AH	LM101AH	0	CA101AS	
T05-8/1M	FT	E-	E+	V-M	T*	R	V+	F*	LM101AH	LM101AH	0	CA101AT	
DIL-8/1P	FT	E-	E+	V-	T*	R	V+	F*	SN52101AJ	LM101AN8	0	CA101G	
T05-8/3M	FT	E-	E+	V-M	T*	R	V+	F*	CA101AS	CA101AS	0	CA101S	
T05-8/1M	FT	E-	E+	V-M	T*	R	V+	F*	SFC2101A	LM101H	0	CA101T	
DIL-8/1P	N	E-	E+	V-	N	R	V+	N	SN52107JP	LM107J	0	CA107G	
T05-8/3M	N	E-	E+	V-M	N	R	V+	N	0	CA107S	
T05-8/1M	N	E-	E+	V-M	N	R	V+	N	SFC2107M	LM107H	0	CA107T	
T05-8/3M	F	E-	E+	V-M	N	R	V+	F*	0	CA108AS	
T05-8/1M	F	E-	E+	V-M	N	R	V+	F*	SFC2108A	LM108AH	0	CA108AT	
T05-8/3M	F	E-	E+	V-M	N	R	V+	F*	0	CA108S	
T05-8/1M	F	E-	E+	V-M	N	R	V+	F*	SFC2108M	LM108H	0	CA108T	
DIL-8/1P	G	E+	E-	V-	T	T*S	R	V+	SN52111JP	UA111R	0	CA111G	
T05-8/3M	G	E+	E-	V-	T	T*S	R	V+	0	CA111S	
T05-8/1M	G	E+	E-	V-	T	T*S	R	V+	SFC2111M	LM111H	0	CA111T	
DIL-14/1P	R1	E-1	E+1	V+	E+2	E-2	R2	R3	E-3	E+3	G	E+4	E-4	R4	.	.	.	MLM124L	LM124D	0	CA124E	
DIL-14/1P	R1	E-1	E+1	V+	E+2	E-2	R2	R3	E-3	E+3	G	E+4	E-4	R4	.	.	.	MLM124L	LM124D	0	CA124G	
DIL-14/1P	R2	R1	V+	E-1	E+1	E-2	E+2	E+3	E-3	E-4	E+4	G	R4	R3	.	.	.	MLM139AL	LM139AD	0	CA139AE	
DIL-14/1P	R2	R1	V+	E-1	E+1	E-2	E+2	E+3	E-3	E-4	E+4	G	R4	R3	.	.	.	MLM139AL	LM139AD	0	CA139AG	
DIL-14/1P	R2	R1	V+	E-1	E+1	E-2	E+2	E+3	E-3	E-4	E+4	G	R4	R3	.	.	.	MLM139L	LM139D	0	CA139E	
DIL-14/1P	R2	R1	V+	E-1	E+1	E-2	E+2	E+3	E-3	E-4	E+4	G	R4	R3	.	.	.	MLM139L	LM139D	0	CA139G	
DIL-8/1P	FT	E-	E+	V-	T*	R	V+	F*	0	CA201AG	
T05-8/3M	FT	E-	E+	V-M	T*	R	V+	F*	0	CA201AS	
T05-8/1M	FT	E-	E+	V-M	T*	R	V+	F*	UA201AH	LM201AH	0	CA201AT	
DIL-8/1P	FT	E-	E+	V-	T*	R	V+	F*	SFC301ADC	LM201J	0	CA201G	
T05-8/3M	FT	E-	E+	V-M	T*	R	V+	F*	0	CA201S	
T05-8/1M	FT	E-	E+	V-M	T*	R	V+	F*	UA201H	LM201H	0	CA201T	
DIL-8/1P	N	E-	E+	V-	N	R	V+	N	LM207J	0	CA207G
T05-8/3M	N	E-	E+	V-M	N	R	V+	N	0	CA207S	
T05-8/1M	N	E-	E+	V-M	N	R	V+	N	SFC2207	LM207H	0	CA207T	
T05-8/3M	F	E-	E+	V-M	N	R	V+	F*	0	CA208AS	
T05-8/1M	F	E-	E+	V-M	N	R	V+	F*	SFC2208A	LM208AH	0	CA208AT	
T05-8/3M	F	E-	E+	V-M	N	R	V+	F*	CA208AS	CA208AS	0	CA208S	
T05-8/1M	F	E-	E+	V-M	N	R	V+	F*	SFC2208	LM208H	0	CA208T	
DIL-8/1P	G	E+	E-	V-	T	T*S	R	V+	SN52111JP	0	CA211G	
T05-8/3M	G	E+	E-	V-	T	T*S	R	V+	0	CA211S	
T05-8/1M	G	E+	E-	V-	T	T*S	R	V+	SFC2211	LM211H	0	CA211T	
DIL-14/1P	R1	E-1	E+1	V+	E+2	E-2	R2	R3	E-3	E+3	G	E+4	E-4	R4	.	.	.	SG224J	LM224D	0	CA224E	
DIL-14/1P	R1	E-1	E+1	V+	E+2	E-2	R2	R3	E-3	E+3	G	E+4	E-4	R4	.	.	.	SG224J	LM224D	0	CA224G	
DIL-14/1P	R2	R1	V+	E-1	E+1	E-2	E+2	E+3	E-3	E-4	E+4	G	R4	R3	.	.	.	MLM239AL	LM239AD	0	CA239AE	
DIL-14/1P	R2	R1	V+	E-1	E+1	E-2	E+2	E+3	E-3	E-4	E+4	G	R4	R3	.	.	.	MLM239AL	LM239AD	0	CA239AG	
DIL-14/1P	R2	R1	V+	E-1	E+1	E-2	E+2	E+3	E-3	E-4	E+4	G	R4	R3	.	.	.	MLM239L	LM239D	0	CA239E	
DIL-14/1P	R2	R1	V+	E-1	E+1	E-2	E+2	E+3	E-3	E-4	E+4	G	R4	R3	.	.	.	MLM239L	LM239D	0	CA239G	
DIL-8/1P	FT	E-	E+	V-	T*	R	V+	F*	SFC2301ADC	LM301AJ	0	CA301AE	
DIL-8/1P	FT	E-	E+	V-	T*	R	V+	F*	SFC2301ADC	LM301AJ	0	CA301AG	
CHP	0	CA301AGH	
CHP	0	CA301AH	
T05-8/3M	FT	E-	E+	V-M	T*	R	V+	F*	0	CA301AS	
T05-8/1M	FT	E-	E+	V-M	T*	R	V+	F*	UA301AH	LM301AH	0	CA301AT	
DIL-8/1P	N	E-	E+	V-	N	R	V+	N	UA307T	LM307J	0	CA307E	
DIL-8/1P	N	E-	E+	V-	N	R	V+	N	UA307T	LM307J	0	CA307G	
CHP	0	CA307GH	
CHP	0	CA307H	
T05-8/3M	N	E-	E+	V-M	N	R	V+	N	0	CA307S	
T05-8/1M	N	E-	E+	V-M	N	R	V+	N	SFC2307	LM307H	0	CA307T	

TYPE NUMBER	MFR	APP	COMP	GBP MIN	SLEW RATE MIN	V _{S+} MAX	V _{S-} MAX	T _{OP} MAX	A _{VOL} MIN	V _{IO} MAX	I _B MAX	I _{IO} MAX	P _{TOT} MAX	I _{OUT} MIN	V _{OUT} MIN	V _{ICM} MAX	V _{IDF} MAX	dV _{IO} /dT MAX	P _Q MAX	I _Q MAX	CM RR MIN	PS RR MIN	R _{IN} MIN	
CA308AS	RCU	SBA	EXT	.	.	+18V	-18V	70C	98dB	0.5MV	7NA	1NA	500MWF	1MA	13V	15V	1V	5uV/C	.	6MA	96dB	96dB	10M	
CA308AT	RCU	SBA	EXT	.	.	+18V	-18V	70C	98dB	0.5MV	7NA	1NA	500MWF	1MA	13V	15V	1V	5uV/C	.	6MA	96dB	96dB	10M	
CA308H	RCU	SBA	EXT	.	.	+18V	-18V	70C	88dB	7.5MV	7NA	1NA	.	1MA	13V	15V	1V	30uV/C	.	6MA	80dB	80dB	10M	
CA308S	RCU	SBA	EXT	.	.	+18V	-18V	70C	88dB	7.5MV	7NA	1NA	500MWF	1MA	13V	15V	1V	30uV/C	.	6MA	80dB	80dB	10M	
CA308T	RCU	SBA	EXT	.	.	+18V	-18V	70C	88dB	7.5MV	7NA	1NA	500MWF	1MA	13V	15V	1V	30uV/C	.	6MA	80dB	80dB	10M	
CA311E	RCU	CPR	EXT	.	.	+18V	-18V	70C	100dB	7.5MV	250NA	50NA	500MWF	.	.	15V	30V	.	.	8MA	.	.	.	
CA311G	RCU	CPR	EXT	.	.	+18V	-18V	70C	100dB	7.5MV	250NA	50NA	500MWF	.	.	15V	30V	.	.	8MA	.	.	.	
CA311H	RCU	CPR	EXT	.	.	+18V	-18V	70C	100dB	7.5MV	250NA	50NA	.	.	.	15V	30V	.	.	8MA	.	.	.	
CA311S	RCU	CPR	EXT	.	.	+18V	-18V	70C	100dB	7.5MV	250NA	50NA	500MWF	.	.	15V	30V	.	.	8MA	.	.	.	
CA311T	RCU	CPR	EXT	.	.	+18V	-18V	70C	100dB	7.5MV	250NA	50NA	500MWF	.	.	15V	30V	.	.	8MA	.	.	.	
CA324E	RCU	QKG	INT	.	.	+16V	-16V	70C	88dB	7MV	250NA	50NA	900MWF	.	.	16V	16V	35uV/C	.	2MA	65dB	65dB	.	
CA324G	RCU	QKG	INT	.	.	+16V	-16V	70C	88dB	7MV	250NA	50NA	900MWF	.	.	16V	16V	35uV/C	.	2MA	65dB	65dB	.	
CA324GH	RCU	QKG	INT	.	.	+16V	-16V	70C	88dB	7MV	250NA	50NA	.	.	.	16V	16V	35uV/C	.	2MA	65dB	65dB	.	
CA324H	RCU	QKG	INT	.	.	+16V	-16V	70C	88dB	7MV	250NA	50NA	.	.	.	16V	16V	35uV/C	.	2MA	65dB	65dB	.	
CA324HG	RCU	QKG	INT	.	.	+16V	-16V	70C	88dB	7MV	250NA	50NA	.	.	.	16V	16V	35uV/C	.	2MA	65dB	65dB	.	
CA339AE	RCU	QCP	EXT	.	.	+18V	-18V	70C	94dB	2MV	250NA	50NA	900MWF	6MA	.	18V	18V	.	.	2MA	.	.	.	
CA339AG	RCU	QCP	EXT	.	.	+18V	-18V	70C	94dB	2MV	250NA	50NA	900MWF	6MA	.	18V	18V	.	.	2MA	.	.	.	
CA339E	RCU	QCP	EXT	.	.	+18V	-18V	70C	88dB	5MV	250NA	50NA	900MWF	6MA	.	18V	18V	.	.	2MA	.	.	.	
CA339G	RCU	QCP	EXT	.	.	+18V	-18V	70C	88dB	5MV	250NA	50NA	900MWF	6MA	.	18V	18V	.	.	2MA	.	.	.	
CA339H	RCU	QCP	EXT	.	.	+18V	-18V	70C	88dB	5MV	250NA	50NA	.	6MA	.	18V	18V	.	.	2MA	.	.	.	
CA339HG	RCU	QCP	EXT	.	.	+18V	-18V	70C	88dB	5MV	250NA	50NA	.	6MA	.	18V	18V	.	.	2MA	.	.	.	
CA741CE	RCU	GPK	INT	.	0.2V/uS	+18V	-18V	70C	86dB	6MV	500NA	200NA	310MWF	5MA	12V	15V	30V	.	.	3MA	70dB	76dB	300K	
CA741CG	RCU	GPK	INT	.	0.2V/uS	+18V	-18V	70C	86dB	6MV	500NA	200NA	310MWF	5MA	12V	15V	30V	.	.	3MA	70dB	76dB	300K	
CA741CGH	RCU	GPK	INT	.	0.2V/uS	+18V	-18V	70C	86dB	6MV	500NA	200NA	.	5MA	12V	15V	30V	.	.	3MA	70dB	76dB	300K	
CA741CH	RCU	GPK	INT	.	0.2V/uS	+18V	-18V	70C	86dB	6MV	500NA	200NA	.	5MA	12V	15V	30V	.	.	3MA	70dB	76dB	300K	
CA741CHG	RCU	GPK	INT	.	0.2V/uS	+18V	-18V	70C	86dB	6MV	500NA	200NA	.	5MA	12V	15V	30V	.	.	3MA	70dB	76dB	300K	
CA741CS	RCU	GPK	INT	.	0.2V/uS	+18V	-18V	70C	86dB	6MV	500NA	200NA	500MWF	5MA	12V	15V	30V	.	.	3MA	70dB	76dB	300K	
CA741CT	RCU	GPK	INT	.	0.2V/uS	+18V	-18V	70C	86dB	6MV	500NA	200NA	500MWF	5MA	12V	15V	30V	.	.	3MA	70dB	76dB	300K	
CA741E	RCU	GPK	INT	.	0.2V/uS	+22V	-22V	125C	94dB	5MV	500NA	200NA	500MWF	7MA	12V	15V	30V	.	85MW	3MA	70dB	76dB	300K	
CA741G	RCU	GPK	INT	.	0.2V/uS	+22V	-22V	125C	94dB	5MV	500NA	200NA	500MWF	7MA	12V	15V	30V	.	85MW	3MA	70dB	76dB	300K	
CA741L	RCU	GPK	INT	.	0.2V/uS	+22V	-22V	125C	94dB	5MV	500NA	200NA	.	7MA	12V	15V	30V	.	85MW	3MA	70dB	76dB	300K	
CA741S	RCU	GPK	INT	.	0.2V/uS	+22V	-22V	125C	94dB	5MV	500NA	200NA	500MWF	7MA	12V	15V	30V	.	85MW	3MA	70dB	76dB	300K	
CA741T	RCU	GPK	INT	.	0.2V/uS	+22V	-22V	125C	94dB	5MV	500NA	200NA	500MWF	7MA	12V	15V	30V	.	85MW	3MA	70dB	76dB	300K	
CA747CE	RCU	DGK	INT	.	0.2V/uS	+18V	-18V	70C	88dB	6MV	500NA	200NA	800MWF	5MA	12V	15V	30V	.	.	85MW	3MA	70dB	76dB	300K
CA747CG	RCU	DGK	INT	.	0.2V/uS	+18V	-18V	70C	88dB	6MV	500NA	200NA	800MWF	5MA	12V	15V	30V	.	.	85MW	3MA	70dB	76dB	300K
CA747CGH	RCU	DGK	INT	.	0.2V/uS	+18V	-18V	70C	88dB	6MV	500NA	200NA	.	5MA	12V	15V	30V	.	.	85MW	3MA	70dB	76dB	300K
CA747CH	RCU	DGK	INT	.	0.2V/uS	+18V	-18V	70C	88dB	6MV	500NA	200NA	.	5MA	12V	15V	30V	.	.	85MW	3MA	70dB	76dB	300K
CA747CHG	RCU	DGK	INT	.	0.2V/uS	+18V	-18V	70C	88dB	6MV	500NA	200NA	.	5MA	12V	15V	30V	.	.	85MW	3MA	70dB	76dB	300K
CA747CT	RCU	DGK	INT	.	0.2V/uS	+18V	-18V	70C	88dB	6MV	500NA	200NA	800MWF	5MA	12V	15V	30V	.	.	85MW	3MA	70dB	76dB	300K
CA747E	RCU	DGK	INT	.	0.2V/uS	+22V	-22V	125C	94dB	5MV	500NA	200NA	800MWF	5MA	12V	15V	30V	.	.	85MW	3MA	70dB	76dB	300K
CA747G	RCU	DGK	INT	.	0.2V/uS	+22V	-22V	125C	94dB	5MV	500NA	200NA	800MWF	5MA	12V	15V	30V	.	.	85MW	3MA	70dB	76dB	300K
CA747T	RCU	DGK	INT	.	0.2V/uS	+22V	-22V	125C	94dB	5MV	500NA	200NA	500MWF	5MA	12V	15V	30V	.	.	85MW	3MA	70dB	76dB	300K
CA748CCH	RCU	GPU	EXT	.	0.2V/uS	+18V	-18V	70C	86dB	6MV	500NA	200NA	.	5MA	12V	15V	30V	.	.	85MW	3MA	70dB	76dB	300K
CA748CE	RCU	GPU	EXT	.	0.2V/uS	+18V	-18V	70C	86dB	6MV	500NA	200NA	500MWF	5MA	12V	15V	30V	.	.	85MW	3MA	70dB	76dB	300K
CA748CG	RCU	GPU	EXT	.	0.2V/uS	+18V	-18V	70C	86dB	6MV	500NA	200NA	500MWF	5MA	12V	15V	30V	.	.	85MW	3MA	70dB	76dB	300K
CA748CGH	RCU	GPU	EXT	.	0.2V/uS	+18V	-18V	70C	86dB	6MV	500NA	200NA	.	5MA	12V	15V	30V	.	.	85MW	3MA	70dB	76dB	300K
CA748CHG	RCU	GPU	EXT	.	0.2V/uS	+18V	-18V	70C	86dB	6MV	500NA	200NA	.	5MA	12V	15V	30V	.	.	85MW	3MA	70dB	76dB	300K
CA748CS	RCU	GPU	EXT	.	0.2V/uS	+18V	-18V	70C	86dB	6MV	500NA	200NA	500MWF	5MA	12V	15V	30V	.	.	85MW	3MA	70dB	76dB	300K
CA748CT	RCU	GPU	EXT	.	0.2V/uS	+18V	-18V	70C	86dB	6MV	500NA	200NA	500MWF	5MA	12V	15V	30V	.	.	85MW	3MA	70dB	76dB	300K
CA748E	RCU	GPU	EXT	.	.25V/uS	+22V	-22V	125C	94dB	5MV	500NA	200NA	500MWF	5MA	10V	15V	30V	.	.	85MW	3MA	70dB	76dB	300K
CA748G	RCU	GPU	EXT	.	.25V/uS	+22V	-22V	125C	94dB	5MV	500NA	200NA	500MWF	5MA	10V	15V	30V	.	.	85MW	3MA	70dB	76dB	300K
CA748S	RCU	GPU	EXT	.	0.2V/uS	+22V	-22V	125C	94dB	5MV	500NA	200NA	500MWF	5MA	12V	15V	30V	.	.	85MW	3MA	70dB	76dB	300K
CA748T	RCU	GPU	EXT	.	0.2V/uS	+22V	-22V	125C	94dB	5MV	500NA	200NA	500MWF	5MA	12V	15V	30V	.	.	85MW	3MA	70dB	76dB	300K
CA1458E	RCU	DGK	INT	.5MHZ	0.3V/uS	+18V	-18V	75C	86dB	6MV	0.5uA	0.2uA	680MWF	5MA	12V	15V	30V	50uV/C	170MW	6MA	70dB	76dB	300K	
CA1458G	RCU	DGK	INT	.5MHZ	0.3V/uS	+18V	-18V	75C	86dB	6MV	0.5uA	0.2uA	680MWF	5MA	12V	15V	30V	50uV/C	170MW	6MA	70dB	76dB	300K	
CA1458HG	RCU	DGK	INT	.5MHZ	0.3V/uS	+18V	-18V	75C	86dB	6MV	0.5uA	0.2uA	.	5MA	12V	15V	30V	50uV/C	170MW	6MA	70dB	76dB	300K	
CA1458S	RCU	DGK	INT	.5MHZ	0.3V/uS	+18V	-18V	75C	86dB	6MV	0.5uA	0.2uA	680MWF	5MA	12V	15V	30V	50uV/C	170MW	6MA	70dB	76dB	300K	
CA1458T	RCU	DGK	INT	.5MHZ	0.3V/uS	+18V	-18V	75C	86dB	6MV	0.5uA	0.2uA	680MWF	5MA	12V	15V	30V	50uV/C	170MW	6MA	70dB	76dB	300K	
CA1558E	RCU	DGK	INT	.5MHZ	0.3V/uS	+22V	-22V	125C	94dB	5MV	0.5uA	0.2uA	680MWF	5MA	12V	15V	30V	50uV/C	150MW	5MA	70dB	76dB	300K	
CA1558G	RCU	DGK	INT	.5MHZ	0.3V/uS	+22V	-22V	125C	94dB	5MV	0.5uA	0.2uA	680MWF	5MA	12V	15V	30V	50uV/C	150MW	5MA	70dB	76dB	300K	

For detailed explanations of column heading notations, see App. A.

Also for ready references the more important abbreviations used in the column headings are listed below:

LEFT HAND PAGE

APP = application

(codes at APP.E.)

CMRR = common mode rejection ratio

CMP = compensation (frequency)

dV_{IO}/dT = input offset voltage temperature drift

GBP = gain bandwidth product

I_b = input bias current

I_{IO} = input bias offset current

I_Q = quiescent supply current

MFR = manufacturer (codes at App.C.)

P_Q = quiescent power consumer

PSRR = power supply rejection ratio

V_{ICM} = common mode input voltage rating

V_{IDF} = differential input voltage rating

V_{IO} = input offset voltage

V_S = dc supply voltage

RIGHT HAND PAGE

Lead out coding summary (details at APP.G.) for different cases (APP.F.)

A = gain adjust

B = bias adjust

C = case

E- = inverting input

E+ = non-inverting input

F,F* = input frequency

compensation

G = ground

J = high level input

K = output, open collector

L = output, open emitter

M = metal case

N = not connected

Q = special terminal

R,R* = outputs

S = strobe

T,T* = offset balance

V+ = +ve dc supply

V- = -ve dc supply

W = guard ring

X = blank position, no lead

++ = +ve supplementary dc supply

-- = -ve supplementary dc supply

f, f^* = output frequency

compensation

CASE (APP.F.)	LD 1	LD 2	LD 3	LD 4	LD 5	LD 6	LD 7	LD 8	LD 9	LD 10	LD 11	LD 12	LD 13	LD 14	LD 15	LD 16	EUROPE SUBSTITUTION	USA SUBSTITUTION	I S TYPE NUMBER
T05-8/3M	F	E-	E+	V-M	N	R	V+	F*	0 CA308AS
T05-8/1M	F	E-	E+	V-M	N	R	V+	F*	SFC2308A	LM308AH	0 CA308AT
CHP	0 CA308H
T05-8/3M	F	E-	E+	V-M	N	R	V+	F*	CA308AS	0 CA308S
T05-8/1M	F	E-	E+	V-M	N	R	V+	F*	SFC2308	LM308H	0 CA308T
DIL-8/1P	G	E+	E-	V-	T	T*S	R	V+	UA311R	LM311N	0 CA311E
DIL-8/1P	G	E+	E-	V-	T	T*S	R	V+	SFC2311DC	LM311N	0 CA311G
CHP	0 CA311H
T05-8/3M	G	E+	E-	V-	T	T*S	R	V+	0 CA311S
T05-8/1M	G	E+	E-	V-	T	T*S	R	V+	SFC2311	LM311H	0 CA311T
DIL-14/1P	R1	E-1	E+1	V+	E+2	E-2	R2	R3	E-3	E+3	G	E+4	E-4	R4	.	.	MLM324J	LM324N	0 CA324E
DIL-14/1P	R1	E-1	E+1	V+	E+2	E-2	R2	R3	E-3	E+3	G	E+4	E-4	R4	.	.	MLM324J	LM324N	0 CA324G
CHP	0 CA324H
CHP	0 CA324H
CHP	0 CA324HG
DIL-14/1P	R2	R1	V+	E-1	E+1	E-2	E+2	E+3	E-3	E-4	E+4	G	R4	R3	.	.	MLM339AL	LM339AD	0 CA339AE
DIL-14/1P	R2	R1	V+	E-1	E+1	E-2	E+2	E+3	E-3	E-4	E+4	G	R4	R3	.	.	MLM339AL	LM339AD	0 CA339AG
DIL-14/1P	R2	R1	V+	E-1	E+1	E-2	E+2	E+3	E-3	E-4	E+4	G	R4	R3	.	.	MLM339L	LM339D	0 CA339E
DIL-14/1P	R2	R1	V+	E-1	E+1	E-2	E+2	E+3	E-3	E-4	E+4	G	R4	R3	.	.	MLM339L	LM339D	0 CA339G
CHP	0 CA339H
CHP	0 CA339HG
DIL-8/1P	T	E-	E+	V-	T*	R	V+	N	TBA221B	UA741TC	0 CA741CE
DIL-8/1P	T	E-	E+	V-	T*	R	V+	N	TBA221B	UA741TC	0 CA741CG
CHP	0 CA741CGH
CHP	0 CA741CH
T05-8/3M	T	E-	E+	V-M	T*	R	V+	N	0 CA741CHG
T05-8/1M	T	E-	E+	V-M	T*	R	V+	N	TBA221	UA741HC	0 CA741CS
DIL-8/1P	T	E-	E+	V-	T*	R	V+	N	0 CA741CT
DIL-8/1P	T	E-	E+	V-	T*	R	V+	N	0 CA741E
DIL-8/1P	T	E-	E+	V-	T*	R	V+	N	0 CA741G
BML	0 CA741L
T05-8/3M	T	E-	E+	V-M	T*	R	V+	N	0 CA741S
T05-8/1M	T	E-	E+	V-M	T*	R	V+	N	TBA222	UA741HM	0 CA741T
DIL-14/1P	E-1	E+1	T1	V-	T2	E+2	E-2	T*2	V+2	R2	N	R1	V+1	T*1	.	.	TBB0747A	UA747DC	0 CA747CE
DIL-14/1P	E-1	E+1	T1	V-	T2	E+2	E-2	T*2	V+2	R2	N	R1	V+1	T*1	.	.	TBB0747A	UA747DC	0 CA747CG
CHP	0 CA747CGH
CHP	0 CA747CH
CHP	0 CA747CHG
T05-10/1M	R1	V+1	E-1	E+1	V-	E+2	E-2	V+2	R2	N	TBB0747	UA747HC	0 CA747CT
DIL-14/1P	E-1	E+1	T1	V-	T2	E+2	E-2	T*2	V+2	R2	N	R1	V+	T*1	.	.	SFC2747KM	UA747DM	0 CA747E
DIL-14/1P	E-1	E+1	T1	V-	T2	E+2	E-2	T*2	V+2	R2	N	R1	V+	T*1	.	.	SFC2747KM	UA747DM	0 CA747G
T05-10/1M	R1	V+1	E-1	E+1	V-	E+2	E-2	V+2	R2	N	SFC2747M	UA747HM	0 CA747T
CHP	0 CA748CCH
DIL-8/1P	FT	E-	E+	V-	T*	R	V+	F*	TBB0748B	UA748TC	0 CA748CE
DIL-8/1P	FT	E-	E+	V-	T*	R	V+	F*	TBB0748B	UA748TC	0 CA748CG
CHP	CA748CGH	0 CA748CGH
CHP	0 CA748CHG
T05-8/3M	FT	E-	E+	V-	T*	R	V+	F*	0 CA748CS
T05-8/1M	FT	E-	E+	V-	T*	R	V+	F*	TBB0748	UA748HC	0 CA748CT
DIL-8/1P	FT	E-	E+	V-	T*	R	V+	F*	SN52748JP	LM748J	0 CA748E
DIL-8/1C	FT	E-	E+	V-	T*	R	V+	F*	SN52748JP	LM748J	0 CA748G
T05-8/3M	FT	E-	E+	V-	T*	R	V+	F*	0 CA748S
T05-8/1M	FT	E-	E+	V-	T*	R	V+	F*	TBC0748	UA748HM	0 CA748T
DIL-8/1P	R1	E-1	E+1	V-	E+2	E-2	R2	V+	TBB1458B	MC1458U	0 CA1458E
DIL-8/1P	R1	E-1	E+1	V-	E+2	E-2	R2	V+	TBB1458B	MC1458U	0 CA1458G
CHP	0 CA1458HG
T05-8/3M	R1	E-1	E+1	V-	E+2	E-2	R2	V+	0 CA1458S
T05-8/1M	R1	E-1	E+1	V-	E+2	E-2	R2	V+	TBB1458	MC1458G	0 CA1458T
DIL-8/1P	R1	E-1	E+1	V-	E+2	E-2	R2	V+	LM1558J	MC1558U	0 CA1558E
DIL-8/1P	R1	E-1	E+1	V-	E+2	E-2	R2	V+	LM1558J	MC1558U	0 CA1558G

TYPE NUMBER	MFR	APP	COMP	GBP MIN	SLEW RATE MIN	V _{S+} MAX	V _{S-} MAX	T _{OP} MAX	A _{VOL} MIN	V _{IO} MAX	I _B MAX	I _{IO} MAX	P _{TOT} MAX	I _{OUT} MIN	V _{OUT} MIN	V _{ICM} MAX	V _{IDF} MAX	dV _{IO} /dT MAX	P _O MAX	I _O MAX	CM RR MIN	PS RR MIN	R _{IN} MIN
CA1558S	RCU	DGK	INT	.5MHZ	0.3V/US	+22V	-22V	125C	94dB	5MV	0.5UA	0.2UA	680MWF	5MA	12V	15V	30V	50U/C	150MW	5MA	70dB	76dB	300K
CA1558T	RCU	DGK	INT	.5MHZ	0.3V/US	+22V	-22V	125C	94dB	5MV	0.5UA	0.2UA	680MWF	5MA	12V	15V	30V	50U/C	150MW	5MA	70dB	76dB	300K
CA3000H	RCU	BDO	EXT	.	.	+8V	-8V	125C	28dB	5MV	36UA	10UA	.	.	3V	2V	4V	.	60MW	.	70dB	.	70K
CA3000	RCU	BDO	EXT	.	.	+8V	-8V	125C	28dB	5MV	36UA	10UA	450MWF	.	3V	2V	4V	.	60MW	.	70dB	.	70K
CA3001	RCU	BDO	EXT	.1GHZ	.	+10V	-10V	125C	16dB	7MV	36UA	10UA	450MWF	40MA	2V	2.5V	4V	.	60MW	.	70dB	.	.
CA3001H	RCU	BDO	EXT	.1GHZ	.	+10V	-10V	125C	16dB	7MV	36UA	10UA	.	40MA	2V	2.5V	4V	.	60MW	.	70dB	.	.
CA3005	RCU	BDO	EXT	.	.	+12V	-12V	125C	16dB	5MV	40UA	10UA	300MWF	.	2.5V	3.5V	.	.	50MW	.	90dB	.	.
CA3005H	RCU	BDO	EXT	.	.	+12V	-12V	125C	16dB	5MV	40UA	10UA	.	.	2.5V	3.5V	.	.	50MW	.	90dB	.	.
CA3006	RCU	BDO	EXT	.	.	+12V	-12V	125C	16dB	1MV	40UA	10UA	300MWF	.	2.5V	3.5V	.	.	50MW	.	90dB	.	.
CA3008	RCU	GPU	EXT	.	.	+10V	-10V	125C	57dB	5MV	12UA	5UA	300MWF	10MA	2V	0.5V	5V	.	60MW	.	70dB	60dB	10K
CA3008A	RCU	GPU	EXT	.	1V/US	+10V	-10V	125C	57dB	2MV	4UA	1.5UA	600MWF	.	2V	0.5V	5V	.	80MW	.	70dB	60dB	15K
CA3010	RCU	GPU	EXT	.	.	+10V	-10V	125C	57dB	5MV	12UA	5UA	300MWF	.	2V	0.5V	5V	.	60MW	.	70dB	60dB	10K
CA3010A	RCU	GPU	EXT	.	1V/US	+10V	-10V	125C	57dB	2MV	4UA	1.5UA	600MWF	.	2V	0.5V	5V	.	80MW	.	70dB	60dB	15K
CA3015	RCU	GPU	EXT	.	.	+20V	-20V	125C	66dB	5MV	24UA	5UA	600MWF	10MA	6V	0.5V	5V	.	250MW	.	80dB	66dB	5K
CA3015A	RCU	GPU	EXT	.	2V/US	+20V	-20V	125C	66dB	2MV	6UA	1.6UA	600MWF	.	6V	0.5V	5V	.	250MW	.	80dB	60dB	7.5K
CA3015H	RCU	GPU	EXT	.	.	+20V	-20V	125C	66dB	5MV	24UA	5UA	.	10MA	6V	0.5V	5V	.	250MW	.	80dB	66dB	5K
CA3015L	RCU	GPU	EXT	.	.	+20V	-20V	125C	66dB	5MV	24UA	5UA	.	10MA	6V	0.5V	5V	.	250MW	.	80dB	66dB	5K
CA3016	RCU	GPU	EXT	.	.	+20V	-20V	125C	66dB	5MV	25UA	5UA	600MWF	10MA	6V	0.5V	5V	.	250MW	.	80dB	66dB	5K
CA3016A	RCU	GPU	EXT	.	2V/US	+20V	-20V	125C	66dB	2MV	6UA	1.6UA	600MWF	.	6V	0.5V	5V	.	250MW	.	80dB	60dB	7.5K
CA3026	RCU	DBD	EXT	.2GHZ	.	+10V	-10V	125C	22dB	5MV	24UA	2UA	600MWF	5U/C	.	.	90dB	.	.
CA3026H	RCU	DBD	EXT	.2GHZ	.	+10V	-10V	125C	22dB	5MV	24UA	2UA	5U/C	.	.	90dB	.	.
CA3029	RCU	GPU	EXT	.	.	+10V	-10V	85C	57dB	5MV	12UA	5UA	300MWF	10MA	2V	0.5V	5V	.	60MW	.	70dB	60dB	10K
CA3029A	RCU	GPU	EXT	.	1V/US	+10V	-10V	80C	57dB	2MV	4UA	1.5UA	300MWF	.	2V	0.5V	5V	.	80MW	.	70dB	60dB	15K
CA3030	RCU	GPU	EXT	.	.	+20V	-20V	85C	66dB	5MV	24UA	5UA	600MWF	10MA	6V	0.5V	5V	.	250MW	.	80dB	66dB	5K
CA3030A	RCU	GPU	EXT	.	2V/US	+20V	-20V	80C	66dB	2MV	6UA	1.6UA	300MWF	.	6V	0.5V	5V	.	250MW	.	80dB	60dB	7.5K
CA3031/702A	OBS	WBA	EXT	.	0.5V/US	+14V	-7V	125C	68dB	2MV	5UA	0.5UA	300MWF	3MA	5V	1.5V	5V	10U/C	120MW	7MA	80dB	74dB	16K
CA3032/702C	OBS	WBA	EXT	.	0.5V/US	+14V	-7V	70C	60dB	10MV	15UA	5UA	300MWF	3MA	5V	1.5V	5V	20U/C	125MW	7MA	65dB	70dB	6K
CA3033	RCU	HCO	EXT	50MHZ	1V/US	+26V	-26V	125C	84dB	5MV	350NA	35NA	1.2WF	17MA	9V	3.5V	10V	30U/C	180MW	.	84dB	66dB	.
CA3033A	RCU	HCO	EXT	75MHZ	1V/US	+26V	-26V	125C	87dB	5MV	180NA	25NA	1.2WF	38MA	11V	4.7V	10V	30U/C	300MW	.	93dB	66dB	.
CA3033H	RCU	HCO	EXT	50MHZ	1V/US	+26V	-26V	125C	84dB	5MV	350NA	35NA	.	17MA	9V	3.5V	10V	30U/C	180MW	.	84dB	66dB	.
CA3037	RCU	GPU	EXT	.	.	+10V	-10V	125C	57dB	5MV	12UA	5UA	300MWF	10MA	2V	0.5V	5V	.	60MW	.	70dB	60dB	10K
CA3037A	RCU	GPU	EXT	.	1V/US	+10V	-10V	125C	57dB	2MV	4UA	1.5UA	600MWF	.	2V	0.5V	5V	.	80MW	.	70dB	60dB	15K
CA3038	RCU	GPU	EXT	.	.	+20V	-20V	125C	66dB	5MV	24UA	5UA	600MWF	10MA	6V	0.5V	5V	.	250MW	.	80dB	66dB	5K
CA3038A	RCU	GPU	EXT	.	2V/US	+20V	-20V	125C	66dB	2MV	6UA	1.6UA	600MWF	.	6V	0.5V	5V	.	250MW	.	80dB	60dB	7.5K
CA3047	RCU	HCO	EXT	50MHZ	1V/US	+26V	-26V	70C	84dB	5MV	350NA	35NA	750MWF	17MA	9V	3.5V	10V	30U/C	180MW	.	84dB	66dB	.
CA3047A	RCU	HCO	EXT	75MHZ	1V/US	+26V	-26V	70C	87dB	5MV	180NA	25NA	750MWF	38MA	11V	4.7V	10V	30U/C	300MW	.	93dB	66dB	.
CA3049H	RCU	DBD	EXT	.5MHZ	.	+10V	-10V	125C	18dB	5MV	33UA	3UA	10U/C	.	.	90dB	.	.
CA3049L	RCU	DBD	EXT	.5MHZ	.	+10V	-10V	125C	18dB	5MV	33UA	3UA	10U/C	.	.	90dB	.	.
CA3049T	RCU	DBD	EXT	.5MHZ	.	+10V	-10V	125C	18dB	5MV	33UA	3UA	600MWF	10U/C	.	.	90dB	.	.
CA3054	RCU	DBD	EXT	.2GHZ	.	+10V	-10V	125C	22dB	5MV	24UA	2UA	750MWF	5U/C	.	.	90dB	.	.
CA3054H	RCU	DBD	EXT	.2GHZ	.	+10V	-10V	125C	22dB	5MV	24UA	2UA	5U/C	.	.	90dB	.	.
CA3054L	RCU	DBD	EXT	.2GHZ	.	+10V	-10V	125C	22dB	5MV	24UA	2UA	5U/C	.	.	90dB	.	.
CA3060AD	RCU	TOT	EXT	.	2V/US	+18V	-18V	125C	.	5MV	5UA	1UA	490MWF	2MA	12V	18V	5V	.	36MW	2MA	70dB	78dB	10K
CA3060BD	RCU	TOT	EXT	.	2V/US	+18V	-18V	125C	.	5MV	5UA	1UA	490MWF	2MA	12V	18V	5V	.	36MW	2MA	70dB	78dB	10K
CA3060D	RCU	TOT	EXT	.	2V/US	+7V	-7V	125C	.	5MV	5UA	1UA	490MWF	2MA	4.5V	7V	5V	.	15MW	2MA	70dB	78dB	10K
CA3060E	RCU	TOT	EXT	.	2V/US	+18V	-18V	85C	.	5MV	5UA	1UA	490MWF	2MA	4.5V	18V	5V	.	15MW	2MA	70dB	78dB	10K
CA3060H	RCU	TOT	EXT	.	2V/US	+18V	-18V	125C	.	5MV	5UA	1UA	490MWF	2MA	4.5V	18V	5V	.	15MW	2MA	70dB	78dB	10K
CA3078AS	RCU	PRA	EXT	.	.01V/US	+18V	-18V	125C	92dB	3.5MV	1.2NA	2.5NA	50MWF	5MA	5.1V	18V	6V	30U/C	.	2MA	80dB	76dB	0.3M
CA3078AT	RCU	PRA	EXT	.	.01V/US	+18V	-18V	125C	92dB	3.5MV	1.2NA	2.5NA	50MWF	5MA	5.1V	18V	6V	30U/C	.	2MA	80dB	76dB	0.3M
CA3078H	RCU	PRA	EXT	.	.01V/US	+7V	-7V	125C	88dB	4.5MV	170NA	32NA	.	5MA	5.1V	7V	6V	30U/C	.	2MA	80dB	76dB	15M
CA3078S	RCU	PRA	EXT	.	.01V/US	+7V	-7V	70C	88dB	4.5MV	170NA	32NA	500MWF	5MA	5.1V	7V	6V	30U/C	.	2MA	80dB	76dB	15M
CA3078T	RCU	PRA	EXT	.	.01V/US	+7V	-7V	70C	88dB	4.5MV	170NA	32NA	500MWF	5MA	5.1V	7V	6V	30U/C	.	2MA	80dB	76dB	15M
CA3080	RCU	OTA	INT	.	25V/US	+18V	-18V	70C	.	5MV	5UA	0.6UA	125MWF	3MA	12V	18V	5V	.	36MW	2MA	80dB	76dB	10K
CA3080A	RCU	OTA	INT	.	25V/US	+18V	-18V	125C	.	2MV	5UA	0.6UA	125MWF	3MA	12V	18V	5V	.	36MW	2MA	80dB	76dB	10K
CA3080AS	RCU	OTA	INT	.	25V/US	+18V	-18V	125C	.	2MV	5UA	0.6UA	125MWF	3MA	12V	18V	5V	.	36MW	2MA	80dB	76dB	10K
CA3080E	RCU	OTA	INT	.	25V/US	+18V	-18V	70C	.	5MV	5UA	0.6UA	125MWF	3MA	12V	18V	5V	.	36MW	2MA	80dB	76dB	10K
CA3080H	RCU	OTA	INT	.	25V/US	+18V	-18V	125C	.	5MV	5UA	0.6UA	125MWF	3MA	12V	18V	5V	.	36MW	2MA	80dB	76dB	10K
CA3080S	RCU	OTA	INT	.	25V/US	+18V	-18V	70C	.	5MV	5UA	0.6UA	125MWF	3MA	12V	18V	5V	.	36MW	2MA	80dB	76dB	10K
CA3094AE	RCU	PRA	EXT	15MHZ	0.2V/US	+18V	-18V	85C	86dB	5MV	0.5UA	0.2UA	500MWF	50MA	11V	18V	5V	20U/C					

For detailed explanations of column heading notations, see App. A.

Also for ready references the more important abbreviations used in the column headings are listed below:

LEFT HAND PAGE

APP = application (codes at APP.E.)

CMRR = common mode rejection ratio

CMP = compensation (frequency)

dV_{IO}/dT = input offset voltage temperature drift

GBP = gain bandwidth product

I_B = input bias current

I_{IO} = input bias offset current

I_Q = quiescent supply current

MFR = manufacturer (codes at App.C.)

P_Q = quiescent power consumer

PSRR = power supply rejection ratio

V_{ICM} = common mode input voltage rating

V_{IOF} = differential input voltage rating

V_{IO} = input offset voltage

V_S = dc supply voltage

RIGHT HAND PAGE

Lead out coding summary (details at APP.G.) for different cases (APP.F.)

A = gain adjust

B = bias adjust

C = case

E- = inverting input

E+ = non-inverting input

F,F* = input frequency

BML = compensation

G = ground

J = high level input

K = output, open collector

L = output, open emitter

M = metal case

N = not connected

Q = special terminal

R,R* = outputs

S = strobe

T,T* = offset balance

V+ = +ve dc supply

V- = -ve dc supply

W = guard ring

X = blank position, no lead

++ = +ve supplementary dc supply

-- = -ve supplementary dc supply

φ,φ* = output frequency compensation

CASE (APP.F.)	LD 1	LD 2	LD 3	LD 4	LD 5	LD 6	LD 7	LD 8	LD 9	LD 10	LD 11	LD 12	LD 13	LD 14	LD 15	LD 16	EUROPE SUBSTI-TUTE	USA SUBSTI-TUTE	I S	TYPE NUMBER
T05-8/3M	R1	E-1	E+1	V-	E+2	E-2	R2	V+			0	CA1558S
T05-8/1M	R1	E-1	E+1	V-	E+2	E-2	R2	V+	TBC1458	MC1558G	0	CA1558T
CHP			0	CA3000H
T05-10/1M	E+	B	V-	B2	B1	E-	N	R*	V+	R			0	CA3000
T05-12/1M	E-	B	V-M	B2	B1	E+	N	K*	V+	G	K	N			0	CA3001
CHP			0	CA3001H
T05-12/1M	E-	Q1	B	B1	B2	Q2	N	V-	E+	K*	K	B*	CA3006		0	CA3005
CHP			0	CA3005H
T05-12/1M	E-	Q1	B	B1	B2	Q2	N	V-	E+	K*	K	B*			0	CA3006
FLP-14/3C	F1	G	E-	E+	N	V-	N	Q	F2	F*2	φ	L	V+	F*1	.	.	CA3008A		0	CA3008
FLP-14/3C	F1	G	E-	E+	N	V-	N	Q	F2	F*2	φ	L	V+	F*1	.	.			0	CA3008A
T05-12/1M	G	E+	E-	V-	Q	F2	F*2	φ	L	V+	F*1	F1	CA3010		0	CA3010
T05-12/1M	G	E+	E-	V-	Q	F2	F*2	φ	L	V+	F*1	F1			0	CA3010A
T05-12/1M	G	E+	E-	V-	Q	F2	F*2	φ	L	V+	F*1	F1			0	CA3015A
T05-12/1M	G	E+	E-	V-	Q	F2	F*2	φ	L	V+	F*1	F1			0	CA3015A
CHP			0	CA3015H
BML			0	CA3015L
FLP-14/3C	F1	G	E-	E+	N	V-	N	Q	F2	F*2	φ	L	V+	F*1	.	.	CA3016A		0	CA3016
FLP-14/3C	F1	G	E-	E+	N	V-	N	Q	F2	F*2	φ	L	V+	F*1	.	.			0	CA3016A
T05-12/1M	E-1	B1	V-1	E+2	K*2	K2	E-2	B2	V-2	E+1	K*1	K1			0	CA3026
CHP			0	CA3026H
DIL-14/1P	F1	G	E-	E+	N	V-	N	Q	F2	F*2	φ	L	V+	F*1	.	.	CA3029A		0	CA3029
DIL-14/1P	F1	G	E-	E+	N	V-	N	Q	F2	F*2	φ	L	V+	F*1	.	.			0	CA3029A
DIL-14/1P	F1	G	E-	E+	N	V-	N	Q	F2	F*2	φ	L	V+	F*1	.	.	CA3030A		0	CA3030
DIL-14/1P	F1	G	E-	E+	N	V-	N	Q	F2	F*2	φ	L	V+	F*1	.	.			0	CA3030A
T05-8/1M	G	E-	E+	V-M	F	φ	R	V+	UA702AHM	SN52702AL	0	CA3031/702A
T05-8/1M	G	E-	E+	V-M	F	φ	R	V+	UA702HC	SN72702L	0	CA3032/702C
DIL-14/1C	φ*	G	R	φ	T	V+	T*	F	J+	E+	E-	J-	F*	V-	.	.	CA3033A		0	CA3033
DIL-14/1C	φ*	G	R	φ	T	V+	T*	F	J+	E+	E-	J-	F*	V-	.	.			0	CA3033A
CHP			0	CA3033H
DIL-14/1C	F1	G	E-	E+	N	V-	N	Q	F2	F*2	φ	L	V+	F*1	.	.	CA3037A		0	CA3037
DIL-14/1C	F1	G	E-	E+	N	V-	N	Q	F2	F*2	φ	L	V+	F*1	.	.			0	CA3037A
DIL-14/1C	F+	G	E-	E+	N	V-	N	Q	F2	F*2	φ	L	V+	F*1	.	.	CA3038A		0	CA3038
DIL-14/1C	F1	G	E-	E+	N	V-	N	Q	F2	F*2	φ	L	V+	F*1	.	.			0	CA3038A
DIL-14/1P	φ*	G	R	φ	T	V+	T*	F	J+	E+	E-	J-	F*	V-	.	.	CA3047A		0	CA3047
DIL-14/1P	φ*	G	R	φ	T	V+	T*	F	J+	E+	E-	J-	F*	V-	.	.			0	CA3047A
CHP			0	CA3049H
BML			0	CA3049L
T05-12/1M	E-1	B1	V-1	E+2	K*2	K2	E-2	B2	V-M	E+1	K*1	K1			0	CA3049T
DIL-14/1P	K1	E-1	B1	V-1	Q	E+2	K*2	K2	E-2	N	B2	V-2	E+1	K*1	.	.			0	CA3054
CHP			0	CA3054H
BML			0	CA3054L
DIL-16/1C	Q	Q*	V+	E-3	E+3	B3	K3	V-	K2	B2	E+2	E-2	E-1	E+1	B1	K1	CA3060B		0	CA3060D
DIL-16/1C	Q	Q*	V+	E-3	E+3	B3	K3	V-	K2	B2	E+2	E-2	E-1	E+1	B1	K1			0	CA3060BD
DIL-16/1C	Q	Q*	V+	E-3	E+3	B3	K3	V-	K2	B2	E+2	E-2	E-1	E+1	B1	K1	CA3060AD		0	CA3060D
DIL-16/1P	Q	Q*	V+	E-3	E+3	B3	K3	V-	K2	B2	E+2	E-2	E-1	E+1	B1	K1	CA3060AD		0	CA3060E
CHP			0	CA3060H
T05-8/3M	φ	E-	E+	V-	B	R	V+	φ*			0	CA3078AS
T05-8/1M	φ	E-	E+	V-	B	R	V+	φ*			0	CA3078AT
CHP			0	CA3078H
T05-8/3M	φ	E-	E+	V-	B	R	V+	φ*	CA3078AS		0	CA3078S
T05-8/1M	φ	E-	E+	V-	B	R	V+	φ*	CA3078AT		0	CA3078T
T05-8/1M	N	E-	E+	V-M	B	R	V+	N	CA3080A		0	CA3080
T05-8/1M	N	E-	E+	V-M	B	R	V+	N			0	CA3080A
T05-8/3M	N	E-	E+	V-M	B	R	V+	N			0	CA3080AS
DIL-8/1P	N	E-	E+	V-	B	R	V+	N			0	CA3080E
CHP			0	CA3080H
T05-8/3M	N	E-	E+	V-M	B	R	V+	N	CA3080AS		0	CA3080S
DIL-8/1P	FS	E-	E+	V-	B	L	V+	K			0	CA3094AE
T05-8/3M	FS	E-	E+	V-M	B	L	V+	K	CA3094BS		0	CA3094AS

TYPE NUMBER	MFR	APP	COMP	GBP MIN	SLEW RATE MIN	Vs+ MAX	Vs- MAX	T _{off} MAX	A _{VOL} MIN	V _{IO} MAX	I _B MAX	I _{IO} MAX	Prot MAX	I _{OUT} MIN	V _{OUT} MIN	V _{ICM} MAX	V _{IOF} MAX	dV _{IO} /dT MAX	P _O MAX	I _O MAX	CM RR MIN	PS RR MIN	R _{IN} MIN	
CA3094AT	RCU	PRA	EXT	15MHZ	0.2V/US	+18V	-18V	125C	86dB	5MV	0.5UA	0.2UA	630MWF	50MA	11V	18V	5V	20uV/C	12MW	.	70dB	76dB	50K	
CA3094BS	RCU	PRA	EXT	15MHZ	0.2V/US	+22V	-22V	125C	86dB	5MV	0.5UA	0.2UA	630MWF	50MA	11V	22V	5V	20uV/C	12MW	.	70dB	76dB	50K	
CA3094BT	RCU	PRA	EXT	15MHZ	0.2V/US	+22V	-22V	125C	86dB	5MV	0.5UA	0.2UA	630MWF	50MA	11V	22V	5V	20uV/C	12MW	.	70dB	76dB	50K	
CA3094E	RCU	PRA	EXT	15MHZ	0.2V/US	+12V	-12V	85C	86dB	5MV	0.5UA	0.2UA	500MWF	50MA	11V	12V	5V	20uV/C	12MW	.	70dB	76dB	50K	
CA3094H	RCU	PRA	EXT	15MHZ	0.2V/US	+12V	-12V	125C	86dB	5MV	0.5UA	0.2UA	630MWF	50MA	11V	12V	5V	20uV/C	12MW	.	70dB	76dB	50K	
CA3094S	RCU	PRA	EXT	15MHZ	0.2V/US	+12V	-12V	125C	86dB	5MV	0.5UA	0.2UA	630MWF	50MA	11V	12V	5V	20uV/C	12MW	.	70dB	76dB	50K	
CA3094T	RCU	PRA	EXT	15MHZ	0.2V/US	+12V	-12V	125C	86dB	5MV	0.5UA	0.2UA	630MWF	50MA	11V	12V	5V	20uV/C	12MW	.	70dB	76dB	50K	
CA1458GH	RCU	DGK	INT	.5MHZ	0.3V/US	+18V	-18V	75C	86dB	6MV	0.5UA	0.2UA	.	5MA	12V	15V	30V	50uV/C	170MW	6MA	70dB	76dB	300K	
CA1458H	RCU	DGK	INT	.5MHZ	0.3V/US	+18V	-18V	75C	86dB	6MV	0.5UA	0.2UA	.	5MA	12V	15V	30V	50uV/C	170MW	6MA	70dB	76dB	300K	
CA3100H	RCU	WBA	EXT	10MHZ	8V/US	+18V	-18V	125C	56dB	5MV	2UA	0.4UA	.	15MA	9V	15V	12V	.	.	11MA	76dB	60dB	10K	
CA3100T	RCU	WBA	EXT	10MHZ	8V/US	+18V	-18V	125C	56dB	5MV	2UA	0.4UA	630MWF	15MA	9V	15V	12V	.	.	11MA	76dB	60dB	10K	
CA3100S	RCU	WBA	EXT	10MHZ	8V/US	+18V	-18V	125C	56dB	5MV	2UA	0.4UA	630MWF	15MA	9V	15V	12V	.	.	11MA	76dB	60dB	10K	
CA3102E	RCU	DBD	EXT	.5MHZ	.	+10V	-10V	125C	18dB	5MV	33UA	3UA	750MWF	10uV/C	.	.	.	90dB	.	.
CA3102H	RCU	DBD	EXT	.5MHZ	.	+10V	-10V	125C	18dB	5MV	33UA	3UA	10uV/C	.	.	.	90dB	.	.
CA3130AS	RCU	FET	EXT	5MHZ	10V/US	+8V	-8V	125C	94dB	5MV	40pA	20pA	630MWF	12MA	12V	10V	.	30uV/C	.	15MA	70dB	76dB	0.5T	
CA3130AT	RCU	FET	EXT	5MHZ	10V/US	+8V	-8V	125C	94dB	5MV	40pA	20pA	630MWF	12MA	12V	10V	.	30uV/C	.	15MA	70dB	76dB	0.5T	
CA3130BS	RCU	FET	EXT	5MHZ	10V/US	+8V	-8V	125C	100dB	2MV	20pA	10pA	630MWF	12MA	12V	10V	.	15uV/C	.	15MA	86dB	80dB	0.5T	
CA3130BT	RCU	FET	EXT	5MHZ	10V/US	+8V	-8V	125C	100dB	2MV	20pA	10pA	630MWF	12MA	12V	10V	.	15uV/C	.	15MA	86dB	80dB	0.5T	
CA3130S	RCU	FET	EXT	5MHZ	10V/US	+8V	-8V	125C	94dB	15MV	50pA	30pA	630MWF	12MA	12V	10V	.	30uV/C	.	15MA	70dB	76dB	0.5T	
CA3130T	RCU	FET	EXT	5MHZ	10V/US	+8V	-8V	125C	94dB	15MV	50pA	30pA	630MWF	12MA	12V	10V	.	30uV/C	.	15MA	70dB	76dB	0.5T	
CA3140AS	RCU	FET	INT	3M7HZ	7V/US	+18V	-18V	125C	86dB	5MV	40pA	20pA	630MWF	18MA	12V	18V	8V	.	180MW	6MA	70dB	76dB	0.5T	
CA3140AT	RCU	FET	INT	3M7HZ	7V/US	+18V	-18V	125C	86dB	5MV	40pA	20pA	630MWF	18MA	12V	18V	8V	.	180MW	6MA	70dB	76dB	0.5T	
CA3140BS	RCU	FET	INT	3M7HZ	7V/US	+22V	-22V	125C	94dB	2MV	30pA	10pA	630MWF	18MA	12V	22V	8V	.	180MW	6MA	86dB	80dB	0.5T	
CA3140BT	RCU	FET	INT	3M7HZ	7V/US	+22V	-22V	125C	94dB	2MV	30pA	10pA	630MWF	18MA	12V	22V	8V	.	180MW	6MA	86dB	80dB	0.5T	
CA3140H	RCU	FET	INT	3M7HZ	7V/US	+18V	-18V	125C	86dB	15MV	50pA	30pA	630MWF	18MA	12V	18V	8V	.	180MW	6MA	70dB	76dB	0.5T	
CA3140S	RCU	FET	INT	3M7HZ	7V/US	+18V	-18V	125C	86dB	15MV	50pA	30pA	630MWF	18MA	12V	18V	8V	.	180MW	6MA	70dB	76dB	0.5T	
CA3140T	RCU	FET	INT	3M7HZ	7V/US	+18V	-18V	125C	86dB	15MV	50pA	30pA	630MWF	18MA	12V	18V	8V	.	180MW	6MA	70dB	76dB	0.5T	
CA3401E	RCU	QCD	INT	2MHZ	.15V/US	+18V	-18V	125C	60dB	.	300NA	.	625MWF	5MA	5V	14MA	.	50dB	100K	
CA3401G	RCU	QCD	INT	2MHZ	.15V/US	+18V	-18V	125C	60dB	.	300NA	.	625MWF	5MA	5V	14MA	.	50dB	100K	
CA3401H	RCU	QCD	INT	2MHZ	.15V/US	+18V	-18V	125C	60dB	.	300NA	.	.	5MA	5V	14MA	.	50dB	100K	
CA3401HG	RCU	QGU	INT	2MHZ	.15V/US	+18V	-18V	125C	60dB	.	300NA	.	.	5MA	5V	14MA	.	50dB	100K	
CA6078AS	RCU	PRA	EXT	.	.	+18V	-18V	125C	92dB	3.5MV	12NA	2.5NA	250MWF	5MA	13V	18V	6V	.	25UA	.	80dB	.	.	
CA6078AT	RCU	PRA	EXT	.	.	+18V	-18V	125C	92dB	3.5MV	12NA	2.5NA	250MWF	5MA	13V	18V	6V	.	25UA	.	80dB	.	.	
CA6741T	RCU	LNA	INT	.	.	+22V	-22V	125C	94dB	5MV	500NA	200NA	500MWF	5MA	12V	15V	30V	.	.	3MA	.	70dB	.	.
CA6741S	RCU	LNA	INT	.	.	+22V	-22V	125C	94dB	5MV	500NA	200NA	500MWF	5MA	12V	15V	30V	.	.	3MA	.	70dB	.	.
CN515T	FEG	GPU	EXT	.	.	+18V	-18V	125C	88dB	5MV	500NA	200NA	300MWF	.	12V	10V	5V	20uV/C	165MW	.	80dB	76dB	150K	
F418A	BLU	LBC	INT	.5MHZ	0.5V/US	+18V	-18V	125C	88dB	1MV	1pA	.	.	5MA	10V	15V	30V	10uV/C	.	4MA	.	70dB	70dB	1T
F418B	BLU	LBC	INT	.5MHZ	0.5V/US	+18V	-18V	125C	88dB	1MV	1pA	.	.	5MA	10V	15V	30V	25uV/C	.	4MA	.	70dB	70dB	1T
F418C	BLU	LBC	INT	.5MHZ	0.5V/US	+18V	-18V	125C	88dB	2MV	1pA	.	.	5MA	10V	15V	30V	50uV/C	.	4MA	.	70dB	70dB	1T
HA1-2111	HAU	CPR	EXT	.	.	+18V	-18V	125C	100dB	3MV	100NA	10NA	500MWF	.	.	15V	30V	.	.	6MA
HA1-2211	HAU	CPR	EXT	.	.	+18V	-18V	85C	100dB	3MV	100NA	10NA	500MWF	.	.	15V	30V	.	.	6MA
HA1-2311	HAU	CPR	EXT	.	.	+18V	-18V	75C	100dB	7.5MV	100NA	10NA	500MWF	.	.	15V	30V	.	.	8MA
HA1-2400	HAU	PRA	EXT	4MHZ	5V/US	+22V	-22V	125C	94dB	4MV	200NA	50NA	300MWF	5MA	10V	10V	22V	.	.	6MA	.	80dB	80dB	10M
HA1-2404	HAU	PRA	EXT	4MHZ	5V/US	+22V	-22V	85C	94dB	4MV	200NA	50NA	300MWF	5MA	10V	10V	22V	.	.	6MA	.	80dB	80dB	10M
HA1-2405	HAU	PRA	EXT	4MHZ	5V/US	+22V	-22V	75C	94dB	9MV	250NA	50NA	300MWF	5MA	10V	10V	22V	.	.	6MA	.	74dB	74dB	10M
HA1-2620	HAU	WBA	EXT	30MHZ	5V/US	+22V	-22V	125C	100dB	4MV	15NA	15NA	300MWF	15MA	10V	11V	12V	.	.	4MA	.	80dB	80dB	65M
HA1-2622	HAU	WBA	EXT	30MHZ	4V/US	+22V	-22V	125C	98dB	4MV	25NA	25NA	300MWF	10MA	10V	11V	12V	.	.	4MA	.	74dB	74dB	40M
HA1-2625	HAU	WBA	EXT	30MHZ	4V/US	+22V	-22V	75C	98dB	5MV	25NA	25NA	300MWF	10MA	10V	11V	12V	.	.	4MA	.	74dB	74dB	40M
HA1-2630	HAU	DHS	INT	.	2V/US	+20V	-20V	125C	88dB	3MV	100NA	30NA	300MWF	5MA	13V	15V	30V	25uV/C	.	3MA	.	80dB	80dB	5M
HA1-2655	HAU	DHS	INT	.	2V/US	+20V	-20V	75C	86dB	5MV	200NA	60NA	300MWF	5MA	13V	15V	30V	25uV/C	.	4MA	.	74dB	74dB	5M
HA1-2700	HAU	LQP	INT	.3MHZ	10V/US	+22V	-22V	125C	106dB	3MV	20NA	10NA	300MWF	6MA	12V	11V	18V	.	.	2UA	.	86dB	86dB	.
HA1-2704	HAU	LQP	INT	.3MHZ	10V/US	+22V	-22V	85C	106dB	3MV	20NA	10NA	300MWF	6MA	12V	11V	18V	.	.	2UA	.	86dB	86dB	.
HA1-2705	HAU	LQP	INT	.3MHZ	10V/US	+22V	-22V	75C	106dB	5MV	40NA	15NA	300MWF	6MA	12V	11V	18V	.	.	2UA	.	80dB	80dB	.
HA1-2730	HAU	DPR	INT	.	0.3V/US	+18V	-18V	125C	92dB	3MV	20NA	10NA	500MWF	2MA	12V	15V	30V	.	.	3MA	.	80dB	76dB	2M
HA1-2735	HAU	DPR	INT	.	0.3V/US	+18V	-18V	75C	88dB	5MV	30NA	10NA	500MWF	2MA	12V	15V	30V	.	.	3MA	.	80dB	76dB	2M
HA2-909	HAU	GPK	INT	2MHZ	1.2V/US	+25V	-25V	125C	88dB	5MV	300NA	150NA	300MWF	6MA	12V	12V	7V	.	.	3MA	.	80dB	80dB	200K
HA2-911	HAU	GPK	INT	2MHZ	1.2V/US	+25V	-25V	75C	86dB	6MV	500NA	300NA	300MWF	5MA	11V	12V	7V	.	.	3MA	.	74dB	74dB	100K
HA2-2000	HAU	DVF	INT	.	30V/US	+17V	-17V	125C	0dB	20MV	20pA	20pA	300MWF	.	10V	10V	17V	.	.	2MA	.	80dB	80dB	0.1T
HA2-2000A	HAU	DVF	INT	.	30V/US	+17V	-17V	125C	0dB	10MV	20pA	20pA	300MWF	.	10V	10V	17V	.	.	2MA	.	80dB	80dB	0.1T
HA2-2005	HAU	DVF	INT	.	30V/US	+17V	-17V	75C	0dB	50MV	20pA	20pA	300MWF	.	10V	10V	17V	.	.	2MA	.	70dB	70dB	0.1T

For detailed explanations of column heading notations, see App. A.

Also for ready references the more important abbreviations used in the column headings are listed below:

LEFT HAND PAGE
 APP = application (codes at APP.E.)
 CMRR = common mode rejection ratio
 CMP = compensation (frequency)
 dV_{IO}/dT = input offset voltage temperature drift
 GBP = gain bandwidth product
 I_B = input bias current
 I_{IO} = input bias offset current
 I_Q = quiescent supply current
 MFR = manufacturer (codes at App.C.)
 P_D = quiescent power consumer
 PSRR = power supply rejection ratio
 V_{ICM} = common mode input voltage rating
 V_{IOF} = differential input voltage rating
 V_{IO} = input offset voltage
 V_S = dc supply voltage

RIGHT HAND PAGE
 Lead out coding summary (details at APP.G.) for different cases (APP.F.)

A = gain adjust
 B = bias adjust
 C = case
 E- = inverting input
 E+ = non-inverting input
 F,* = input frequency compensation
 G = ground
 J = high level input
 K = output, open collector
 L = output, open emitter
 M = metal case
 N = not connected
 Q = special terminal
 R,R* = outputs
 S = strobe
 T,* = offset balance
 V+ = +ve dc supply
 V- = -ve dc supply
 W = guard ring
 X = blank position, no lead
 + + = +ve supplementary dc supply
 - - = -ve supplementary dc supply
 ϕ, ϕ^* = output frequency compensation

CASE (APP.F.)	LD 1	LD 2	LD 3	LD 4	LD 5	LD 6	LD 7	LD 8	LD 9	LD 10	LD 11	LD 12	LD 13	LD 14	LD 15	LD 16	EUROPE SUBSTITUTE	USA SUBSTITUTE	I S TYPE NUMBER		
T05-8/1M	FS	E-	E+	V-M	B	L	V+	K	CA3094BT	0 CA3094AT		
T05-8/3M	FS	E-	E+	V-M	B	L	V+	K	0 CA3094BS		
T05-8/1M	FS	E-	E+	V-M	B	L	V+	K	0 CA3094BT		
DIL-8/1P	FS	E-	E+	V-	B	L	V+	K	CA3094AE	0 CA3094E		
CHP	0 CA3094H		
T05-8/3M	FS	E-	E+	V-M	B	L	V+	K	CA3094AS	0 CA3094S		
T05-8/1M	FS	E-	E+	V-M	B	L	V+	K	CA3094AT	0 CA3094T		
CHP	0 CA1458GH		
CHP	0 CA1458H		
CHP	0 CA3100H		
T05-8/1M	TF	E-	E+	V-	T*	R	V+	ϕ	0 CA3100T		
T05-8/3M	TF	E-	E+	V-	T*	R	V+	ϕ	0 CA3100S		
DIL-14/1P	E-1	B1	V-1	E+1	Q	K*2	K	E-2	V-2	B2	E+2	Q	K*1	K1	0 CA3102E		
CHP	0 CA3102H		
T05-8/3M	TF	E-	E+	V-M	T*	R	V+	SF*	CA3130BS	0 CA3130AS		
T05-8/1M	TF	E-	E+	V-M	T*	R	V+	SF*	CA3130BT	0 CA3130AT		
T05-8/3M	TF	E-	E+	V-M	T*	R	V+	SF*	0 CA3130BS		
T05-8/1M	TF	E-	E+	V-M	T*	R	V+	SF*	CA3130BT	0 CA3130BT		
T05-8/3M	TF	E-	E+	V-M	T*	R	V+	SF*	CA3130AS	0 CA3130S		
T05-8/1M	TF	E-	E+	V-M	T*	R	V+	SF*	CA3130AT	0 CA3130T		
T05-8/3M	T	E-	E+	V-M	T*	R	V+	S	CA3140BS	0 CA3140AS		
T05-8/1M	T	E-	E+	V-M	T*	R	V+	S	CA3140BT	0 CA3140AT		
T05-8/3M	T	E-	E+	V-M	T*	R	V+	S	0 CA3140BS		
T05-8/1M	T	E-	E+	V-M	T*	R	V+	S	0 CA3140BT		
CHP	0 CA3140H		
T05-8/3M	T	E-	E+	V-M	T*	R	V+	S	CA3140AS	0 CA3140S		
T05-8/1M	T	E-	E+	V-M	T*	R	V+	S	C3140AT	0 CA3140T		
DIL-14/1P	E+2	E+1	E-1	R1	R2	E-2	G	E-3	R3	R4	E-4	E+4	E+3	V+	.	.	LM3301N	MC3301P	0 CA3401E		
DIL-14/1P	E+2	E+1	E-1	R1	R2	E-2	G	E-3	R3	R4	E-4	E+4	E+3	V+	.	.	LM3301N	MC3301P	0 CA3401G		
CHP	0 CA3401H		
CHP	0 CA3401HG		
T05-8/3M	F	E-	E+	V-	B	R	V+	F*	0 CA6078AS		
T05-8/1M	F	E-	E+	V-	B	R	V+	F*	0 CA6078AT		
T05-8/1M	T	E-	E+	V-	T*	R	V+	N	0 CA6741T		
T05-8/3M	T	E-	E+	V-	T*	R	V+	N	0 CA6741S		
T05-8/1M	F	E-	E+	V-M	ϕ	R*	V+	F*	TAAS22	UA709A-T05	0 CN515T	
DIM-14/1M	N	N	T	E-	E+	V-	N	N	T*	R	V+	N	N	M	0 F418A		
DIM-14/1M	N	N	T	E-	E+	V-	N	N	T*	R	V+	N	N	M	0 F418B		
DIM-14/1M	N	N	T	E-	E+	V-	N	N	T*	R	V+	N	N	M	0 F418C		
DIL-14/1M	N	G	E+	E-	N	V-	T	T*S	R	N	V+	N	N	N	.	.	.	SN52111J	LM111D	0 HA1-2111	
DIL-14/1M	N	G	E+	E-	N	V-	T	T*S	R	N	V+	N	N	N	LM211D	0 HA1-2211	
DIL-14/1M	N	G	E+	E-	N	V-	T	T*S	R	N	V+	N	N	N	SFC2311EC	LM311D	0 HA1-2311
DIL-16/1P	E+1	E-1	E+2	E-2	E-3	E+3	E-4	E+4	V-	R	V+	F	G	S	Q	Q*	.	.	0 HA1-2400		
DIL-16/1P	E+1	E-1	E+2	E-2	E-3	E+3	E-4	E+4	V-	R	V+	F	G	S	Q	Q*	.	.	0 HA1-2404		
DIL-16/1P	E+1	E-1	E+2	E-2	E-3	E+3	E-4	E+4	V-	R	V+	F	G	S	Q	Q*	.	.	0 HA1-2405		
DIL-14/1C	N	N	T	E-	E+	V-	N	N	T*	R	V+	N	N	ϕ	0 HA1-2620		
DIL-14/1C	N	N	T	E-	E+	V-	N	N	T*	R	V+	N	N	ϕ	HA1-2620	0 HA1-2622	
DIL-14/1C	N	N	T	E-	E+	V-	N	N	T*	R	V+	N	N	ϕ	HA1-2622	0 HA1-2625	
DIL-14/1M	N	R1	T1	T*1	E-1	E+1	V-	E+2	E-2	T2	T*2	R2	N	V+	0 HA1-2650		
DIL-14/1M	N	R1	T1	T*1	E-1	E+1	V-	E+2	E-2	T2	T*2	R2	N	V+	HA1-2650	0 HA1-2655	
DIL-14/1M	N	T	W	E-	E+	W	V-	N	N	R	V+	T*	N	N	0 HA1-2700		
DIL-14/1M	N	T	W	E-	E+	W	V-	N	N	R	V+	T*	N	N	0 HA1-2704		
DIL-14/1M	N	T	W	E-	E+	W	V-	N	N	R	V+	T*	N	N	0 HA1-2705		
DIL-14/1M	B1	R1	T1	T*1	E-1	E+1	V-M	E+2	E-2	T2	T*2	R2	B2	V+	0 HA1-2730		
DIL-14/1M	B1	R1	T1	T*1	E-1	E+1	V-M	E+2	E-2	T2	T*2	R2	B2	V+	0 HA1-2735		
T05-8/1M	M	E-	E+	V-	N	R	V+	ϕ	0 HA2-909		
T05-8/1M	M	E-	E+	V-	N	R	V+	ϕ	0 HA2-911		
T05-8/1M	T	E+2	E+1	V-	T*	V+	R1	R2	HA2-909	0 HA2-2000		
T05-8/1M	T	E+2	E+1	V-	T*	V+	R1	R2	HA2-2000A	0 HA2-2000A		
T05-8/1M	T	E+2	E+1	V-	T*	V+	R1	R2	HA2-2005A	0 HA2-2005		

TYPE NUMBER	MFR	APP	COMP	GBP MIN	SLEW RATE MIN	Vs+ MAX	Vs- MAX	T _{OP} MAX	A _{VOL} MIN	V _{IO} MAX	I _a MAX	I ₀ MAX	P _{TOT} MAX	I _{OUT} MIN	V _{OUT} MIN	V _{ICM} MAX	V _{IDF} MAX	dV _{IO} /dT MAX	P ₀ MAX	I ₀ MAX	CM RR MIN	PS RR MIN	R _{IN} MIN
HA2-2005A	HAU	DVF	INT	.	30V/US	+17V	-17V	75C	0dB	10MV	20pA	20pA	300MWF	.	10V	10V	17V	.	.	2MA	70dB	70dB	0.1T
HA2-2050	HAU	XSR	EXT	1MHZ	50V/US	+17V	-17V	125C	78dB	25MV	20pA	20pA	300MWF	10MA	10V	10V	15V	.	.	8MA	74dB	74dB	0.1T
HA2-2050A	HAU	XSR	EXT	1MHZ	50V/US	+17V	-17V	125C	78dB	14MV	20pA	20pA	300MWF	10MA	10V	10V	15V	.	.	8MA	74dB	74dB	0.1T
HA2-2055	HAU	XSR	EXT	1MHZ	50V/US	+17V	-17V	75C	78dB	60MV	20pA	20pA	300MWF	10MA	10V	10V	15V	.	.	8MA	70dB	70dB	0.1T
HA2-2055A	HAU	XSR	EXT	1MHZ	50V/US	+17V	-17V	75C	78dB	14MV	20pA	20pA	300MWF	10MA	10V	10V	15V	.	.	8MA	70dB	70dB	0.1T
HA2-2060	HAU	WBA	EXT	30MHZ	10V/US	+17V	-17V	125C	98dB	25MV	20pA	20pA	300MWF	10MA	10V	10V	12V	.	.	6MA	74dB	74dB	0.1T
HA2-2060A	HAU	WBA	EXT	30MHZ	10V/US	+17V	-17V	125C	98dB	12MV	20pA	20pA	300MWF	10MA	10V	10V	12V	.	.	6MA	74dB	74dB	0.1T
HA2-2065	HAU	WBA	EXT	30MHZ	10V/US	+17V	-17V	75C	98dB	65MV	20pA	20pA	300MWF	10MA	10V	10V	12V	.	.	6MA	70dB	70dB	0.1T
HA2-2065A	HAU	WBA	EXT	30MHZ	10V/US	+17V	-17V	75C	98dB	12MV	20pA	20pA	300MWF	10MA	10V	10V	12V	.	.	6MA	70dB	70dB	0.1T
HA2-2111	HAU	CPR	EXT	.	.	+18V	-18V	125C	100dB	3MV	100NA	10NA	500MWF	.	.	15V	30V	.	.	6MA	.	.	.
HA2-2211	HAU	CPR	EXT	.	.	+18V	-18V	75C	100dB	7.5MV	100NA	10NA	500MWF	.	.	15V	30V	.	.	8MA	.	.	.
HA2-2500	HAU	XSR	INT	30MHZ	25V/US	+20V	-20V	125C	86dB	5MV	200NA	25NA	300MWF	10MA	10V	10V	15V	5uV/C	.	6MA	80dB	80dB	25M
HA2-2500-2	ING	XSR	INT	30MHZ	25V/US	+20V	-20V	125C	86dB	5MV	200NA	25NA	300MWF	10MA	10V	15V	15V	100uV/C	.	6MA	80dB	80dB	25M
HA2-2502	HAU	XSR	INT	30MHZ	20V/US	+20V	-20V	125C	84dB	8MV	250NA	50NA	300MWF	10MA	10V	10V	15V	5uV/C	.	6MA	74dB	74dB	20M
HA2-2502-2	ING	XSR	INT	30MHZ	20V/US	+20V	-20V	125C	84dB	8MV	250NA	50NA	300MWF	10MA	10V	15V	15V	100uV/C	.	6MA	74dB	74dB	20M
HA2-2505	HAU	XSR	INT	30MHZ	20V/US	+20V	-20V	75C	84dB	8MV	250NA	50NA	300MWF	10MA	10V	10V	15V	5uV/C	.	6MA	74dB	74dB	20M
HA2-2505-5	ING	XSR	INT	30MHZ	20V/US	+20V	-20V	75C	84dB	8MV	250NA	50NA	300MWF	10MA	10V	15V	15V	100uV/C	.	6MA	74dB	74dB	20M
HA2-2510	HAU	XSR	INT	40MHZ	50V/US	+20V	-20V	125C	80dB	8MV	200NA	25NA	300MWF	10MA	10V	10V	15V	.	.	6MA	80dB	80dB	50M
HA2-2512	HAU	XSR	INT	40MHZ	50V/US	+20V	-20V	125C	78dB	10MV	250NA	50NA	300MWF	10MA	10V	10V	15V	.	.	6MA	74dB	74dB	40M
HA2-2515	HAU	XSR	INT	40MHZ	50V/US	+20V	-20V	75C	78dB	10MV	250NA	50NA	300MWF	10MA	10V	10V	15V	.	.	6MA	74dB	74dB	40M
HA2-2520	HAU	XSR	EXT	20MHZ	100V/US	+20V	-20V	125C	80dB	8MV	200NA	25NA	300MWF	10MA	10V	10V	15V	60uV/C	.	6MA	80dB	80dB	50M
HA2-2520-2	ING	XSR	EXT	20MHZ	100V/US	+20V	-20V	125C	80dB	8MV	200NA	25NA	300MWF	10MA	10V	15V	15V	100uV/C	.	6MA	80dB	80dB	50M
HA2-2522	HAU	XSR	EXT	20MHZ	90V/US	+20V	-20V	125C	78dB	10MV	250NA	50NA	300MWF	10MA	10V	10V	15V	75uV/C	.	6MA	74dB	74dB	40M
HA2-2522-2	ING	XSR	EXT	20MHZ	80V/US	+20V	-20V	125C	78dB	10MV	250NA	50NA	300MWF	10MA	10V	15V	15V	100uV/C	.	6MA	74dB	74dB	40M
HA2-2525	HAU	XSR	EXT	20MHZ	80V/US	+20V	-20V	75C	78dB	10MV	250NA	50NA	300MWF	10MA	10V	10V	15V	90uV/C	.	6MA	74dB	74dB	40M
HA2-2525-5	ING	XSR	EXT	20MHZ	80V/US	+20V	-20V	75C	78dB	10MV	250NA	50NA	300MWF	10MA	10V	15V	15V	150uV/C	.	6MA	74dB	74dB	40M
HA2-2530	HAU	XSR	EXT	90MHZ	280V/US	+20V	-20V	125C	100dB	3MV	100NA	20NA	550MWF	25MA	10V	.	.	20uV/C	.	6MA	86dB	86dB	1M
HA2-2535	HAU	XSR	EXT	90MHZ	250V/US	+20V	-20V	75C	100dB	5MV	200NA	20NA	550MWF	25MA	10V	.	.	20uV/C	.	6MA	80dB	80dB	1M
HA2-2600	HAU	HIR	INT	4MHZ	4V/US	+22V	-22V	125C	100dB	4MV	10NA	10NA	300MWF	15MA	10V	11V	12V	25uV/C	.	4MA	80dB	80dB	100M
HA2-2602	HAU	HIR	INT	4MHZ	4V/US	+22V	-22V	125C	98dB	5MV	25NA	25NA	300MWF	10MA	10V	11V	12V	25uV/C	.	4MA	74dB	74dB	40M
HA2-2605	HAU	HIR	INT	4MHZ	4V/US	+22V	-22V	75C	98dB	5MV	25NA	25NA	300MWF	10MA	10V	11V	12V	25uV/C	.	4MA	74dB	74dB	40M
HA2-2620	HAU	WBA	EXT	30MHZ	5V/US	+22V	-22V	125C	100dB	4MV	15NA	15NA	300MWF	15MA	10V	11V	12V	.	.	4MA	80dB	80dB	65M
HA2-2622	HAU	WBA	EXT	30MHZ	4V/US	+22V	-22V	125C	98dB	4MV	25NA	25NA	300MWF	10MA	10V	11V	12V	.	.	4MA	74dB	74dB	40M
HA2-2625	HAU	WBA	EXT	30MHZ	4V/US	+22V	-22V	75C	98dB	5MV	25NA	25NA	300MWF	10MA	10V	11V	12V	.	.	4MA	74dB	74dB	40M
HA2-2630	HAU	VFA	INT	.	200V/US	+20V	-20V	125C	-2dB	200MV	150uA	.	1WF	0.4A	10V	20V	.	.	.	20MA	.	66dB	1M
HA2-2635	HAU	VFA	INT	.	200V/US	+20V	-20V	75C	-2dB	200MV	150uA	.	1WF	0.4A	10V	20V	.	.	.	23MA	.	66dB	1M
HA2-2640	HAU	HVO	INT	2MHZ	2V/US	+50V	-50V	125C	100dB	4MV	25NA	12NA	680MWF	12MA	35V	35V	37V	50uV/C	.	4MA	80dB	80dB	50M
HA2-2645	HAU	HVO	INT	2MHZ	2V/US	+50V	-50V	75C	100dB	6MV	30NA	30NA	680MWF	10MA	35V	35V	37V	50uV/C	.	5MA	74dB	74dB	40M
HA2-2650	HAU	DHS	INT	.	2V/US	+20V	-20V	125C	88dB	5MV	100NA	30NA	300MWF	5MA	13V	15V	30V	25uV/C	.	3MA	80dB	80dB	5M
HA2-2655	HAU	DHS	INT	.	2V/US	+20V	-20V	75C	86dB	5MV	200NA	60NA	300MWF	5MA	13V	15V	30V	25uV/C	.	4MA	74dB	74dB	5M
HA2-2700	HAU	LQP	INT	3MHZ	10V/US	+22V	-22V	125C	106dB	3MV	20NA	10NA	300MWF	6MA	12V	11V	18V	.	.	2UA	86dB	86dB	.
HA2-2704	HAU	LQP	INT	3MHZ	10V/US	+22V	-22V	85C	106dB	3MV	20NA	10NA	300MWF	6MA	12V	11V	18V	.	.	2UA	86dB	86dB	.
HA2-2705	HAU	LQP	INT	3MHZ	10V/US	+22V	-22V	75C	106dB	5MV	20NA	10NA	300MWF	6MA	12V	11V	18V	.	.	2UA	86dB	86dB	.
HA2-2720	HAU	PRA	INT	.	0.3V/US	+22V	-22V	125C	92dB	3MV	20NA	10NA	300MWF	2MA	12V	15V	30V	.	.	3MA	80dB	80dB	2M
HA2-2725	HAU	PRA	INT	.	0.3V/US	+22V	-22V	75C	88dB	5MV	30NA	10NA	300MWF	2MA	12V	15V	30V	.	.	3MA	74dB	74dB	2M
HA2-2900	HAU	CHP	EXT	1MHZ	1V/US	+21V	-21V	125C	120dB	60uV	1NA	0.5NA	300MWF	10MA	10V	10V	15V	0.6uV/C	.	5MA	120dB	120dB	10M
HA2-2904	HAU	CHP	EXT	1MHZ	1V/US	+21V	-21V	85C	140dB	50uV	1NA	0.5NA	300MWF	10MA	10V	10V	15V	0.4uV/C	.	5MA	130dB	130dB	10M
HA2-2905	HAU	CHP	EXT	1MHZ	1V/US	+21V	-21V	75C	120dB	80uV	1NA	0.5NA	300MWF	7MA	10V	10V	15V	0.6uV/C	.	5MA	120dB	120dB	10M
HA9-909	HAU	GPK	INT	2MHZ	1.2V/US	+25V	-25V	125C	88dB	5MV	300NA	150NA	300MWF	6MA	12V	12V	7V	.	.	3MA	80dB	80dB	200K
HA9-911	HAU	GPK	INT	2MHZ	1.2V/US	+25V	-25V	75C	86dB	6MV	500NA	300NA	300MWF	5MA	11V	12V	7V	.	.	3MA	74dB	74dB	100K
HA9-2500	HAU	XSR	INT	30MHZ	25V/US	+20V	-20V	125C	86dB	5MV	200NA	25NA	300MWF	10MA	10V	10V	15V	5uV/C	.	6MA	80dB	80dB	25M
HA9-2500-2	ING	XSR	INT	30MHZ	25V/US	+20V	-20V	125C	86dB	5MV	200NA	25NA	300MWF	10MA	10V	15V	15V	100uV/C	.	6MA	80dB	80dB	25M
HA9-2502	HAU	XSR	INT	30MHZ	20V/US	+20V	-20V	125C	84dB	8MV	250NA	50NA	300MWF	10MA	10V	10V	15V	5uV/C	.	6MA	74dB	74dB	20M
HA9-2502-2	ING	XSR	INT	30MHZ	20V/US	+20V	-20V	125C	84dB	8MV	250NA	50NA	300MWF	10MA	10V	15V	15V	100uV/C	.	6MA	74dB	74dB	20M
HA9-2505	HAU	XSR	INT	30MHZ	20V/US	+20V	-20V	75C	84dB	8MV	250NA	50NA	300MWF	10MA	10V	10V	15V	5uV/C	.	6MA	7		

For detailed explanations of column heading notations, see App. A.

Also for ready references the more important abbreviations used in the column headings are listed below:

- LEFT HAND PAGE
 APP = application (codes at APP.E.)
 CMRR = common mode rejection ratio
 CMP = compensation (frequency)
 dV_{IO}/dT = input offset voltage temperature drift
 GBP = gain bandwidth product
 I_B = input bias current
 I_{IO} = input bias offset current
 I_Q = quiescent supply current
 MFR = manufacturer (codes at App.C.)
 P_Q = quiescent power consumer
 PSRR = power supply rejection ratio
 V_{ICM} = common mode input voltage rating
 V_{IDR} = differential input voltage rating
 V_{IO} = input offset voltage
 V_S = dc supply voltage

RIGHT HAND PAGE
 Lead out coding summary (details at APP.G.) for different cases (APP.F.)

- A = gain adjust
 B = bias adjust
 C = case
 E- = inverting input
 E+ = non-inverting input
 F,F* = input frequency compensation
 G = ground
 J = high level input
 K = output, open collector
 L = output, open emitter
 M = metal case
 N = not connected
 Q = special terminal
 R,R* = outputs
 S = strobe
 T,T* = offset balance
 V+ = +ve dc supply
 V- = -ve dc supply
 W = guard ring
 X = blank position, no lead
 ++ = +ve supplementary dc supply
 -- = -ve supplementary dc supply
 ϕ, ϕ^* = output frequency compensation

CASE (APP. F)	LD 1	LD 2	LD 3	LD 4	LD 5	LD 6	LD 7	LD 8	LD 9	LD 10	LD 11	LD 12	LD 13	LD 14	LD 15	LD 16	EUROPE SUBSTITUTE	USA SUBSTITUTE	1 S S	TYPE NUMBER	
T05-8/1M	T	E+2	E+1	V-	T*	V+	R1	R2	0	HA2-2005A	
T05-8/1M	T	E-	E+	V-	T*	R	V+	\emptyset	HA2-2050A	0	HA2-2050	
T05-8/1M	T	E-	E+	V-	T*	R	V+	\emptyset	0	HA2-2050A	
T05-8/1M	T	E-	E+	V-	T*	R	V+	\emptyset	HA2-2055A	0	HA2-2055	
T05-8/1M	T	E-	E+	V-	T*	R	V+	\emptyset	HA2-2050A	0	HA2-2055A	
T05-8/1M	T	E-	E+	V-	T*	R	V+	\emptyset	HA2-2060A	0	HA2-2060	
T05-8/1M	T	E-	E+	V-	T*	R	V+	\emptyset	HA2-2060A	0	HA2-2060A	
T05-8/1M	T	E-	E+	V-	T*	R	V+	\emptyset	HA2-2065A	0	HA2-2065	
T05-8/1M	T	E-	E+	V-	T*	R	V+	\emptyset	HA2-2065A	0	HA2-2065A	
T05-8/1M	G	E+	E-	V-	T	T*S	R	V+	SFC2111M	LM111H	0	HA2-2111	
T05-8/1M	G	E+	E-	V-	T	T*S	R	V+	SFC2211	LM211H	0	HA2-2211	
T05-8/1M	G	E+	E-	V-	T	T*S	R	V+	SFC2311	LM311H	0	HA2-2311	
T05-8/1M	T	E-	E+	V-	T*	R	V+	\emptyset	HA2-2500-2	0	HA2-2500	
T05-8/1M	T	E-	E+	V-	T*	R	V+	\emptyset	HA2-2500	0	HA2-2500-2	
T05-8/1M	T	E-	E+	V-	T*	R	V+	\emptyset	HA2-2502-2	0	HA2-2502	
T05-8/1M	T	E-	E+	V-	T*	R	V+	\emptyset	HA2-2502	0	HA2-2502-2	
T05-8/1M	T	E-	E+	V-	T*	R	V+	\emptyset	HA2-2505-5	0	HA2-2505	
T05-8/1M	T	E-	E+	V-	T*	R	V+	\emptyset	HA2-2505	0	HA2-2505-5	
T05-8/1M	T	E-	E+	V-	T*	R	V+	\emptyset	HA2-2510	0	HA2-2510	
T05-8/1M	T	E-	E+	V-	T*	R	V+	\emptyset	HA2-2512	0	HA2-2512	
T05-8/1M	T	E-	E+	V-	T*	R	V+	\emptyset	HA2-2512	0	HA2-2515	
T05-8/1M	T	E-	E+	V-	T*	R	V+	\emptyset	HA2-2520-2	0	HA2-2520	
T05-8/1M	T	E-	E+	V-	T*	R	V+	\emptyset	HA2-2520	0	HA2-2520-2	
T05-8/1M	T	E-	E+	V-	T*	R	V+	\emptyset	HA2-2522-2	0	HA2-2522	
T05-8/1M	T	E-	E+	V-	T*	R	V+	\emptyset	HA2-2522	0	HA2-2522-2	
T05-8/1M	T	E-	E+	V-	T*	R	V+	\emptyset	HA2-2525-2	0	HA2-2525	
T05-8/1M	T	E-	E+	V-	T*	R	V+	\emptyset	HA2-2525	0	HA2-2525-2	
T05-8/1M	N	E-	E+	V-	\emptyset	R \emptyset^*	V+	M	HA2-2530	0	HA2-2530	
T05-8/1M	N	E-	E+	V-	\emptyset	R \emptyset^*	V+	M	HA2-2530	0	HA2-2535	
T05-8/1M	T	E-	E+	V-	T*	R	V+	\emptyset	0	HA2-2600	
T05-8/1M	T	E-	E+	V-	T*	R	V+	\emptyset	HA2-2600	0	HA2-2602	
T05-8/1M	T	E-	E+	V-	T*	R	V+	\emptyset	HA2-2602	0	HA2-2605	
T05-8/1M	T	E-	E+	V-	T*	R	V+	\emptyset	HA2-2620	0	HA2-2620	
T05-8/1M	T	E-	E+	V-	T*	R	V+	\emptyset	HA2-2620	0	HA2-2622	
T05-8/1M	T	E-	E+	V-	T*	R	V+	\emptyset	HA2-2622	0	HA2-2625	
T08-12/2M	Q	V-	E+	N	N	N	V+	Q*	R	N	N	N	0	HA2-2630	
T08-12/2M	Q	V-	E+	N	N	N	V+	Q*	R	N	N	N	HA2-2630	0	HA2-2635
T05-8/1M	T	E-	E+	V-	T*	R	V+	N	0	HA2-2640	
T05-8/1M	T	E-	E+	V-	T*	R	V+	N	HA2-2640	0	HA2-2645
T05-8/1M	R1	E-1	E+1	V-	E+2	E-2	R2	V+	0	HA2-2650	
T05-8/1M	R1	E-1	E+1	V-	E+2	E-2	R2	V+	HA2-2650	0	HA2-2655
T05-8/1M	T	E-	E+	V-M	N	R	V+	T*	0	HA2-2700	
T05-8/1M	T	E-	E+	V-M	N	R	V+	T*	HA2-2700	0	HA2-2704
T05-8/1M	T	E-	E+	V-M	N	R	V+	T*	HA2-2704	0	HA2-2705
T05-8/1M	T	E-	E+	V-	T*	R	V+	B	HA2-2720	0	HA2-2720	
T05-8/1M	T	E-	E+	V-	T*	R	V+	B	HA776HC	0	HA2-2725	
T05-8/1M	Q1	E-	E+	V-	Q2	R	V+	Q3	0	HA2-2900	
T05-8/1M	Q1	E-	E+	V-	Q2	R	V+	Q3	HA2-2900	0	HA2-2904
T05-8/1M	Q1	E-	E+	V-	Q2	R	V+	Q3	HA2-2904	0	HA2-2905
FLP-14/3G	\emptyset	N	N	E-	E+	V-	T	B	N	R	V+	N	N	C	0	HA9-909	
FLP-14/3G	\emptyset	N	\emptyset	T	E-	E+	N	N	N	M	V-	T*	R	V+	N	.	.	.	HA9-909	0	HA9-911
FLP-14/3G	N	\emptyset	T	E-	E+	N	N	N	N	C	V-	T*	R	V+	N	.	.	.	HA9-2500-2	0	HA9-2500
FLP-14/3G	N	\emptyset	T	E-	E+	N	N	N	N	M	V-	T*	R	V+	N	.	.	.	HA9-2500	0	HA9-2500-2
FLP-14/3G	N	\emptyset	T	E-	E+	N	N	N	N	C	V-	T*	R	V+	N	.	.	.	HA9-2502-2	0	HA9-2502
FLP-14/3G	N	\emptyset	T	E-	E+	N	N	N	N	C	V-	T*	R	V+	N	.	.	.	HA9-2502	0	HA9-2502-2
FLP-14/3G	N	\emptyset	T	E-	E+	N	N	N	M	V-	T*	R	V+	N	HA9-2505-5	0	HA9-2505
FLP-14/3G	N	\emptyset	T	E-	E+	N	N	N	C	V-	T*	R	V+	N	HA9-2505	0	HA9-2505-5
FLP-14/3G	N	\emptyset	T	E-	E+	N	N	N	C	V-	T*	R	V+	N	0	HA9-2510	
FLP-14/3G	N	\emptyset	T	E-	E+	N	N	N	C	V-	T*	R	V+	N	HA9-2510	0	HA9-2512
FLP-14/3G	N	\emptyset	T	E-	E+	N	N	N	C	V-	T*	R	V+	N	HA9-2512	0	HA9-2515

TYPE NUMBER	MFR	APP	CMP	GBP MIN	SLEW RATE MIN	V _{S+} MAX	V _{S-} MAX	T _{OP} MAX	A _{VOL} MIN	V _{IO} MAX	I _B MAX	I _{IO} MAX	P _{TOT} MAX	I _{OUT} MIN	V _{OUT} MIN	V _{ICM} MAX	V _{IDF} MAX	dV _{IO} /dT MAX	P _O MAX	I _O MAX	CM RR MIN	PS RR MIN	R _{IN} MIN
HA9-2520	HAU	XSR	EXT	20MHZ	100V/US	+20V	-20V	125C	80dB	8MV	200NA	25NA	300MWF	10MA	10V	10V	15V	60uV/C		6MA	80dB	80dB	50M
HA9-2520-2	ING	XSR	EXT	20MHZ	100V/US	+20V	-20V	125C	80dB	8MV	200NA	25NA	300MWF	10MA	10V	15V	15V	100uV/C		6MA	80dB	80dB	50M
HA9-2522	HAU	XSR	EXT	20MHZ	80V/US	+20V	-20V	125C	78dB	10MV	250NA	50NA	300MWF	10MA	10V	10V	15V	75uV/C		6MA	74dB	74dB	40M
HA9-2522-2	ING	XSR	EXT	20MHZ	80V/US	+20V	-20V	125C	78dB	10MV	250NA	50NA	300MWF	10MA	10V	15V	15V	100uV/C		6MA	74dB	74dB	40M
HA9-2525	HAU	XSR	EXT	20MHZ	80V/US	+20V	-20V	75C	78dB	10MV	250NA	50NA	300MWF	10MA	10V	10V	15V	90uV/C		6MA	74dB	74dB	40M
HA9-2525-5	ING	XSR	EXT	20MHZ	80V/US	+20V	-20V	75C	78dB	10MV	250NA	50NA	300MWF	10MA	10V	15V	15V	150uV/C		6MA	74dB	74dB	40M
HA9-2600	HAU	HTR	INT	4MHZ	4V/US	+22V	-22V	125C	100dB	4MV	10NA	10NA	300MWF	15MA	10V	11V	12V	25uV/C		4MA	80dB	80dB	100M
HA9-2602	HAU	HTR	INT	4MHZ	4V/US	+22V	-22V	125C	98dB	5MV	25NA	25NA	300MWF	10MA	10V	11V	12V	25uV/C		4MA	74dB	74dB	40M
HA9-2605	HAU	HTR	INT	4MHZ	4V/US	+22V	-22V	75C	98dB	5MV	25NA	25NA	300MWF	10MA	10V	11V	12V	25uV/C		4MA	74dB	74dB	40M
HA-4741-2	HAU	QKG	INT	1MHZ	0.5V/US	+20V	-20V	125C	94dB	3MV	200NA	30NA	880MWF	5MA	12V	15V	30V	20uV/C		5MA	80dB	80dB	2M
HA-4741-5	HAU	QKG	INT	1MHZ	0.5V/US	+20V	-20V	75C	88dB	5MV	300NA	50NA	880MWF	5MA	12V	15V	30V	20uV/C		7MA	80dB	80dB	2M
ICH8500	ING	LBC	INT		0.1V/US	+18V	-18V	85C	86dB	50MV	0.1PA		500MWF	1MA	11V	10V	0.5V				60dB		
ICH8500A	ING	LBC	INT		0.1V/US	+18V	-18V	85C	86dB	50MV	0.1PA		500MWF	1MA	11V	10V	0.5V	85uV/C			60dB		
ICH8500ATV	ING	LBC	INT		0.1V/US	+18V	-18V	85C	86dB	50MV	0.1PA		500MWF	1MA	11V	10V	0.5V	85uV/C			60dB		
ICH8500TV	ING	LBC	INT		0.1V/US	+18V	-18V	85C	86dB	50MV	0.1PA		500MWF	1MA	11V	10V	0.5V				60dB		
ICL101A-LNDD	ING	LNA	EXT	.2MHZ	.15V/US	+20V	-20V	125C	88dB	3MV	100NA	20NA	500MWF	5MA	12V	15V	30V	15uV/C		3MA	80dB	80dB	
ICL101A-LNFB	ING	LNA	EXT	.2MHZ	.15V/US	+20V	-20V	125C	88dB	3MV	100NA	20NA	500MWF	5MA	12V	15V	30V	15uV/C		3MA	80dB	80dB	
ICL101A-LNTY	ING	LNA	EXT	.2MHZ	.15V/US	+20V	-20V	125C	88dB	3MV	100NA	20NA	500MWF	5MA	12V	15V	30V	15uV/C		3MA	80dB	80dB	
ICL108-LN-TY	ING	LNA	EXT	.1MHZ	0.1V/US	+20V	-20V	125C	88dB	3MV	3NA	0.4NA	500MWF	1MA	13V	15V	1V	15uV/C		1MA	85dB	80dB	
ICL301A-LNPA	ING	LNA	EXT	.2MHZ	.15V/US	+15V	-15V	70C	84dB	10M	300NA	70NA	500MWF	5MA	12V	15V	30V	30uV/C		3MA	70dB	70dB	
ICL301A-LNTY	ING	LNA	EXT	.2MHZ	.15V/US	+15V	-15V	70C	84dB	10MV	300NA	70NA	500MWF	5MA	12V	15V	30V	30uV/C		3MA	70dB	70dB	
ICL308-LN-TY	ING	LNA	EXT	.1MHZ	0.1V/US	+20V	-20V	70C	84dB	10MV	10NA	1.5NA	500MWF	1MA	13V	15V	1V	30uV/C		1MA	80dB	80dB	
ICL741CHSPA	ING	GPK	INT		0.7V/US	+18V	-18V	70C	94dB	5MV	500NA	200NA	500MWF	5MA	12V	15V	30V			3MA	70dB	77dB	300K
ICL741CHSTY	ING	GPK	INT		0.7V/US	+18V	-18V	70C	88dB	6MV	500NA	200NA	500MWF	5MA	12V	15V	30V			3MA	70dB	77dB	300K
ICL741C-LNPA	ING	LNA	INT	.2MHZ	.15V/US	+15V	-15V	70C	84dB	7.5MV	0.8UA	0.3UA	310MWF	5MA	12V	15V	30V	50uV/C		3MA	70dB	76dB	
ICL741C-LNTY	ING	LNA	INT	.2MHZ	.15V/US	+15V	-15V	70C	84dB	7.5MV	0.8UA	0.3UA	500MWF	5MA	12V	15V	30V	50uV/C		3MA	80dB	80dB	
ICL741CTY	ING	GPK	INT		0.2V/US	+18V	-18V	70C	86dB	6MV	500NA	200NA	500MWF	5MA	12V	15V	30V			3MA	70dB	76dB	300K
ICL741-LN-DD	ING	LNA	INT	.2MHZ	.15V/US	+20V	-20V	125C	88dB	6MV	1.5UA	500NA	670MWF	5MA	12V	15V	30V	30uV/C		3MA	70dB	76dB	
ICL741-LN-FB	ING	LNA	INT	.2MHZ	.15V/US	+20V	-20V	125C	88dB	6MV	1.5UA	500NA	570MWF	5MA	12V	15V	30V	30uV/C		3MA	70dB	76dB	
ICL741-LN-TY	ING	LNA	INT	.2MHZ	.15V/US	+20V	-20V	125C	88dB	6MV	1.5UA	500NA	500MWF	5MA	12V	15V	30V	30uV/C		3MA	70dB	76dB	
ICL741MHSDD	ING	GPK	INT		0.7V/US	+18V	-18V	125C	94dB	5MV	500NA	200NA	500MWF	5MA	12V	15V	30V			3MA	70dB	77dB	300K
ICL741MHSFD	ING	GPK	INT		0.7V/US	+18V	-18V	125C	94dB	5MV	500NA	200NA	500MWF	5MA	12V	15V	30V			3MA	70dB	77dB	300K
ICL741MHSTY	ING	GPK	INT		0.7V/US	+18V	-18V	125C	94dB	5MV	500NA	200NA	500MWF	5MA	12V	15V	30V			3MA	70dB	77dB	300K
ICL741TY	ING	GPK	INT		0.2V/US	+22V	-22V	125C	94dB	5MV	500NA	200NA	500MWF	7MA	12V	15V	30V		85MW	3MA	70dB	76dB	300K
ICL748CTY	ING	GPU	EXT		0.2V/US	+18V	-18V	70C	86dB	6MV	500NA	200NA	500MWF	5MA	12V	15V	30V		85MW	3MA	70dB	76dB	300K
ICL8001CTZ	ING	CPR	EXT			+18V	-18V	70C	84dB	5MV	250NA	50NA	500MWF		3V	18V	15V	30uV/C	60MW		70dB	70dB	3M
ICL8001MTZ	ING	CPR	EXT			+18V	-18V	125C	84dB	3MV	100NA	20NA	500MWF		3V	18V	15V	20uV/C	60MW		70dB	70dB	3M
ICL8007ACTV	ING	FET	INT	.3MHZ	2.5V/US	+18V	-18V	70C	86dB	30MV	1PA	0.5PA	500MWF	5MA	12V	15V	30V	50uV/C	180MW	6MA	86dB	74dB	0.5T
ICL8007AMTV	ING	FET	INT	.3MHZ	2.5V/US	+18V	-18V	125C	86dB	30MV	1PA	0.5PA	500MWF	5MA	12V	15V	30V	50uV/C	156MW	5MA	86dB	74dB	0.5T
ICL8007C-1	ING	FET	INT	.3MHZ	3V/US	+18V	-18V	70C	94dB	2MV	10PA	5PA	500MWF	5MA	12V	15V	30V	5uV/C	180MW	6MA	70dB	70dB	0.1T
ICL8007C-2	ING	FET	INT	.3MHZ	3V/US	+18V	-18V	70C	94dB	2MV	10PA	5PA	500MWF	5MA	12V	15V	30V	15uV/C	180MW	6MA	70dB	70dB	0.1T
ICL8007C-3	ING	FET	INT	.3MHZ	3V/US	+18V	-18V	70C	94dB	4MV	20PA	5PA	500MWF	5MA	12V	15V	30V	30uV/C	180MW	6MA	70dB	70dB	0.1T
ICL8007C-4	ING	FET	INT	.3MHZ	3V/US	+18V	-18V	70C	94dB	10MV	10PA	5PA	500MWF	5MA	12V	15V	30V	10uV/C	180MW	6MA	70dB	70dB	0.1T
ICL8007C-5	ING	FET	INT	.3MHZ	3V/US	+18V	-18V	70C	94dB	10MV	10PA	5PA	500MWF	5MA	12V	15V	30V	15uV/C	180MW	6MA	70dB	70dB	0.1T
ICL8007CTV	ING	FET	INT	.3MHZ	2V/US	+18V	-18V	70C	86dB	50MV	50PA	5PA	500MWF	5MA	12V	15V	30V	75uV/C	180MW	6MA	70dB	64dB	0.5T
ICL8007M-2	ING	FET	INT	.3MHZ	3V/US	+18V	-18V	125C	94dB	2MV	10PA	5PA	500MWF	5MA	12V	15V	30V	15uV/C	156MW	6MA	70dB	70dB	100G
ICL8007M-5	ING	FET	INT	.3MHZ	3V/US	+18V	-18V	125C	94dB	10MV	10PA	5PA	500MWF	5MA	12V	15V	30V	15uV/C	156MW	6MA	70dB	70dB	100G
ICL8007MTV	ING	FET	INT	.3MHZ	2V/US	+18V	-18V	125C	94dB	20MV	20PA	2PA	500MWF	5MA	12V	15V	30V	75uV/C	156MW	5MA	70dB	70dB	0.5T
ICL8008CPA	ING	GPK	INT		0.1V/US	+15V	-15V	70C	86dB	6MV	25NA	20NA	500MWF	5MA	12V	15V	30V	75uV/C	85MW	3MA	70dB	76dB	5M
ICL8008CTY	ING	GPK	INT		0.1V/US	+15V	-15V	125C	86dB	5MV	10NA	5NA	500MWF	5MA	12V	15V	30V	35uV/C	85MW	3MA	70dB	76dB	5M
ICL8021CTA	ING	PRA	INT	.1MHZ	.03V/US	+18V	-18V	70C	94dB	6MV	30NA	10NA	300MWF	1MA	12V	15V	15V	25uV/C	0.6MW		70dB	76dB	3M
ICL8021MTA	ING	PRA	INT	.1MHZ	.03V/US	+18V	-18V	125C	94dB	3MV	20NA	7.5NA	300MWF	1MA	12V	15V	15V	25uV/C	.48MW		70dB	76dB	3M
ICL8022CDD	ING	DPR	INT	.1MHZ	.03V/US	+18V	-18V	70C	94dB	6MV	30NA	10NA	300MWF	1MA	12V	15V	15V	25uV/C	0.6MW		70dB	76dB	3M
ICL8022MDD	ING	DPR	INT	.1MHZ	.03V/US	+18V	-18V	125C	94dB	3MV	20NA	7.5NA	300MWF	1MA	12V	15V	15V	25uV/C	.48MW		70dB	76dB	3M
ICL8023CDE	ING	TPR	INT	.1MHZ	.03V/US	+18V	-18V	70C	94dB	6MV	30NA	10NA	300MWF	1MA	12V	15V	15V	25uV/C	0.6MW		70dB	76dB	3M
ICL8023MDE	ING	TPR	INT	.1MHZ	.03V/US	+18V	-18V	125C	94dB	3MV	20NA	7.5NA	300MWF	1MA	12V	15V	15V	25uV/C	.48MW		70dB	76dB	3M
ICL8043CDE	ING	DFE	INT	.3MHZ	2V/US	+18V	-18V	70C	86dB	50MV	50PA	5PA	500MWF	5MA	12V	15V	30V	75uV/C	204MW	7MA	70dB	64dB	0.5T
ICL8043CPE	ING	DFE	INT	.3MHZ	2V/US	+18V	-18V	70C	86dB	50MV	50PA	5PA	500MWF	5MA	12V	15V	30V	75uV/C	204MW	7MA	70dB	64dB	0.5T

For detailed explanations of column heading notations, see App. A.
 Also for ready references the more important abbreviations used in the column headings are listed below:

LEFT HAND PAGE
 APP = application (codes at APP.E.)
 CMRR = common mode rejection ratio
 CMP = compensation (frequency)
 dV_{IO}/dT = input offset voltage temperature drift
 GBP = gain bandwidth product
 I_B = input bias current
 I_{IO} = input bias offset current
 I_Q = quiescent supply current
 MFR = manufacturer (codes at App.C.)
 P_Q = quiescent power consumer
 PSRR = power supply rejection ratio
 V_{ICM} = common mode input voltage rating
 V_{IOF} = differential input voltage rating
 V_{IO} = input offset voltage
 V_S = dc supply voltage

RIGHT HAND PAGE
 Lead out coding summary (details at APP.G.) for different cases (APP.F.)
 A = gain adjust
 B = bias adjust
 C = case
 E- = inverting input
 E+ = non-inverting input
 F,F* = input frequency compensation
 G = ground
 J = high level input
 K = output, open collector
 L = output, open emitter
 M = metal case
 N = not connected
 Q = special terminal
 R,R* = outputs
 S = strobe
 T,T* = offset balance
 V+ = +ve dc supply
 V- = -ve dc supply
 W = guard ring
 X = blank position, no lead
 + + = +ve supplementary dc supply
 - - = -ve supplementary dc supply
 ϕ, ϕ^* = output frequency compensation

CASE (APP F)	LD 1	LD 2	LD 3	LD 4	LD 5	LD 6	LD 7	LD 8	LD 9	LD 10	LD 11	LD 12	LD 13	LD 14	LD 15	LD 16	EUROPE SUBSTI-TUTE	USA SUBSTI-TUTE	I S	TYPE NUMBER	
FLP-14/3G	N	Ø	T	E-	E+	N	N	N	C	V-	T*	R	V+	N	.	.	.	HA9-2520-2	0	HA9-2520	
FLP-14/3G	N	Ø	T	E-	E+	N	N	N	C	V-	T*	R	V+	N	.	.	.	HA9-2520	0	HA9-2520-2	
FLP-14/3G	N	Ø	T	E-	E+	N	N	N	C	V-	T*	R	V+	N	.	.	.	HA9-2522-2	0	HA9-2522	
FLP-14/3G	N	Ø	T	E-	E+	N	N	N	C	V-	T*	R	V+	N	.	.	.	HA9-2522	0	HA9-2522-2	
FLP-14/3G	N	Ø	T	E-	E+	N	N	N	C	V-	T*	R	V+	N	.	.	.	HA9-2525-5	0	HA9-2525	
FLP-14/3G	N	Ø	T	E-	E+	N	N	N	C	V-	T*	R	V+	N	.	.	.	HA9-2525	0	HA9-2525-5	
FLP-10/3G	N	T	E-	E+	V-	T*	R	V+	Ø	N	HA9-2600	0	HA9-2600	
FLP-10/3G	N	T	E-	E+	V-	T*	R	V+	Ø	N	HA9-2600	0	HA9-2602	
FLP-10/3G	N	T	E-	E+	V-	T*	R	V+	Ø	N	HA9-2602	0	HA9-2605	
DIL-14/1C	R1	E-1	E+1	V+	E+2	E-2	R2	R3	E-3	E+3	V-	E+4	E-4	R4	.	.	MC4741L	LM148D	0	HA4741-2	
DIL-14/1C	R1	E-1	E+1	V+	E+2	E-2	R2	R3	E-3	E+3	V-	E+4	E-4	R4	.	.	MC4741P	LM248D	0	HA4741-5	
T05-8/1M	T	E-	E+	V-	T*	R	V+	MW	ICH8500TV	0	ICH8500	
T05-8/1M	T	E-	E+	V-	T*	R	V+	MW	ICH8500ATV	0	ICH8500A	
T05-8/1M	T	E-	E+	V-	T*	R	V+	MW	ICH8500ATV	0	ICH8500ATV	
T05-8/1M	T	E-	E+	V-	T*	R	V+	MW	ICH8500ATV	0	ICH8500TV	
DIL-14/1C	N	N	TF	E-	E+	V-	N	N	T*	R	V+	F*	N	N	.	.	.	101ALN-DIL	0	ICL101A-LNDD	
FLP-10/3C	N	TF	E-	E+	V-	T*	R	V+	F*	N	101ALN-FLP	0	ICL101A-LNFB	
T05-8/1M	TF	E-	E+	V-	T*	R	V+	F*	101ALN-T05	0	ICL101A-LNTY	
T05-8/1M	F	E-	E+	V-	N	R	V+	F*	108-LN-T05	0	ICL108-LN-TY	
DIL-8/1P	TF	E-	E+	V-	T*	R	V+	F*	301ALNDIL8	0	ICL301A-LNPA	
T05-8/1M	TF	E-	E+	V-	T*	R	V+	F*	301ALN-T05	0	ICL301A-LNTY	
T05-8/1M	F	E-	E+	V-	N	R	V+	F*	308-LN-T05	0	ICL308-LN-TY	
DIL-8/1P	T	E-	E+	V-	T*	R	V+	N	741CHSDIL8	0	ICL741CHSPA	
T05-8/1M	T	E-	E+	V-M	T*	R	V+	N	741CHS-T05	0	ICL741CHSTY	
DIL-8/1P	T	E-	E+	V-	T*	R	V+	N	741CLNDIL8	0	ICL741CL-LNPA	
T05-8/1M	T	E-	E+	V-M	T*	R	V+	N	741CLN-T05	0	ICL741CL-LNTY	
T05-8/1M	T	E-	E+	V-M	T*	R	V+	N	UA741HC	0	ICL741CTY	
DIL-14/1C	N	N	T	E-	E+	V-	N	N	T	R	V+	N	N	N	.	.	.	741-LN-DIL	0	ICL741-LN-DD	
FLP-10/3C	N	T	E-	E+	V-	T*	R	V+	N	N	741-LN-FLP	0	ICL741-LN-FB	
T05-8/1M	T	E-	E+	V-M	T*	R	V+	N	741-LN-T05	0	ICL741-LN-TY	
DIL-14/1C	N	N	T	E-	E+	V-	N	N	T*	R	V+	N	N	N	.	.	.	741MHS-DIL	0	ICL741MHSDD	
FLP-10/3C	N	T	E-	E+	V-	T*	R	V+	N	N	741MHS-FLP	0	ICL741MHSFD	
T05-8/1M	T	E-	E+	V-M	T*	R	V+	N	741MHS-T05	0	ICL741MHSSTY	
T05-8/1M	T	E-	E+	V-M	T*	R	V+	N	UA741HM	0	ICL741TY	
T05-8/1M	FT	E-	E+	V-	T*	R	V+	F*	UA748HC	0	ICL748CTY	
T05-8/1M	FT	E-	E+	V-	T*	R	V+	F*	UA748HM	0	ICL748TY	
T05-10/1M	E-	N	T	T*	V-M	G	R	V+	++	E+	ICL8001MTZ	0	ICL8001CTZ	
T05-10/1M	E-	N	T	T*	V-M	G	R	V+	++	E+	ICL8001MTZ	0	ICL8001MTZ	
T05-8/1M	T	E-	E+	V-	T*	R	V+	MW	8007AMTV	0	ICL8007ACTY	
T05-8/1M	T	E-	E+	V-	T*	R	V+	MW	ICL8007AMTV	0	ICL8007AMTV	
T05-8/1M	N	E-	E+	V-M	N	R	V+	N	ICL8007M-2	0	ICL8007C-1	
T05-8/1M	N	E-	E+	V-M	N	R	V+	N	ICL8007M-2	0	ICL8007C-2	
T05-8/1M	N	E-	E+	V-M	N	R	V+	N	ICL8007C-2	0	ICL8007C-3	
T05-8/1M	T	E-	E+	V-M	T*	R	V+	N	ICL8007M-5	0	ICL8007C-4	
T05-8/1M	T	E-	E+	V-M	T*	R	V+	N	ICL8007M-5	0	ICL8007C-5	
T05-8/1M	T	E-	E+	V-	T*	R	V+	N	ICL8007MTV	0	ICL8007CTV	
T05-8/1M	N	E-	E+	V-M	N	R	V+	N	ICL8007M-2	0	ICL8007M-2	
T05-8/1M	T	E-	E+	V-M	T*	R	V+	N	ICL8007M-5	0	ICL8007M-5	
T05-8/1M	T	E-	E+	V-	T*	R	V+	N	ICL8007MTV	0	ICL8007MTV	
DIL-8/1P	T	E-	E+	V-	T*	R	V+	N	N5556V	RC1556NB	0	ICL8008CPA
T05-8/1M	T	E-	E+	V-	T*	R	V+	N	N5556T	MC1456G	0	ICL8008CTY
T05-8/1M	T	E-	E+	V-	T*	R	V+	N	S5556T	MC1556G	0	ICL8008MTY
T05-8/1M	T	E-	E+	V-	T*	R	V+	B	SG4250T	LM4250CH	0	ICL8021CTA
T05-8/1M	T	E-	E+	V-	T*	R	V+	B	SG4250CT	LM4250CH	0	ICL8021MTA
DIL-14/1C	E+1	V-	T1	R1	R2	B2	T2	E-2	E+2	T*2	V+	B1	T*1	E-1	.	.	.	ICL8022MDD	0	ICL8022CDD	
DIL-14/1C	E+1	V-	T1	R1	R2	B2	T2	E-2	E+2	T*2	V+	B1	T*1	E-1	.	.	.	ICL8022MDD	0	ICL8022MDD	
DIL-16/1C	N	E-1	E+1	R2	V23	B3	E-3	E+3	V-	R3	B2	E-2	E+2	R1	V+1	B1	.	ICL8023MDE	0	ICL8023CDE	
DIL-16/1C	N	E-1	E+1	R2	V23	B3	E-3	E+3	V-	R3	B2	E-2	E+2	R1	V+1	B1	.	ICL8023MDE	0	ICL8023MDE	
DIL-16/1C	E+1	E-1	N	T1	V-1	R1	N	N	R2	V+	T2	T*2	N	E-2	E+2	.	.	ICL8043MDE	0	ICL8043CDE	
DIL-16/1P	E+1	E-1	N	T1	T*1	V-	R1	N	N	R2	V+	T2	T*2	N	E-2	E+2	.	ICL8043MDE	0	ICL8043CPE	

TYPE NUMBER	MFR	APP	COMP	GBP MIN	SLEW RATE MIN	V _s ⁺ MAX	V _s ⁻ MAX	T _{OP} MAX	A _{VOL} MIN	V _{I0} MAX	I _B MAX	I _O MAX	P _{TOT} MAX	I _{OUT} MIN	V _{OUT} MIN	V _{ICM} MAX	V _{IDF} MAX	dV _{I0} /dT MAX	P _O MAX	I _O MAX	CM RR MIN	PS RR MIN	R _{IN} MIN
ICL8043MDE	ING	DFE	INT	.3MHZ	2V/uS	+18V	-18V	125C	94dB	20MV	20pA	2pA	500MWF	5MA	12V	15V	30V	75uV/C	180MW	6MA	70dB	70dB	0.5T
JSFC2301A	THF	GPU	EXT	.	.	+18V	-18V	70C	88dB	7.5MV	250NA	50NA	500MWH	5MA	10V	15V	30V	20uV/C	.	3MA	70dB	50dB	500K
JSFC2307	THF	GPK	INT	.	.	+18V	-18V	70C	88dB	7.5MV	250NA	50NA	500MWF	5MA	10V	15V	30V	20uV/C	.	3MA	70dB	50dB	500K
JSFC2709C	THF	GPU	EXT	.	.	+18V	-18V	70C	84dB	7.5MV	1.5uA	0.5uA	300MWH	5MA	10V	10V	5V	15uV/C	.	5MA	65dB	74dB	50K
JSFC2710C	THF	CPR	EXT	.	.	+14V	-7V	70C	60dB	5MV	25uA	5uA	300MWH	5MA	1V	7V	5V	20uV/C	.	9MA	70dB	.	.
JSFC2711C	THF	DCP	EXT	.	.	+14V	-7V	70C	57dB	5MV	100uA	15uA	300MWH	5MA	1V	7V	5V	20uV/C	.	9MA	70dB	76dB	300K
JSFC2741C	THF	GPK	INT	.	.	+18V	-18V	70C	86dB	6MV	500NA	200NA	500MWH	5MA	10V	15V	30V	.	.	3MA	70dB	76dB	300K
JSFC2861	THF	GPU	EXT	.	.	+10V	-10V	70C	80dB	11MV	1.5uA	.33uA	500MWH	4MA	9V	10V	2V	20uV/C	.	2MA	80dB	.	50K
L115T1	SGG	XSR	EXT	.	10V/uS	+18V	-18V	70C	80dB	7.5MV	1.5uA	.25uA	500MWF	5MA	10V	15V	15V	.	300MW	10MA	74dB	68dB	300K
L141B1	SGG	GPK	INT	.	0.2V/uS	+18V	-18V	70C	86dB	6MV	500NA	200NA	500MWF	5MA	12V	15V	30V	.	85MW	3MA	70dB	76dB	300K
L141T1	SGG	GPK	INT	.	0.2V/uS	+18V	-18V	70C	86dB	6MV	500NA	200NA	500MWF	5MA	12V	15V	30V	.	85MW	3MA	70dB	76dB	300K
L141T2	SGG	GPK	INT	.	0.3V/uS	+22V	-22V	125C	94dB	5MV	500NA	200NA	500MWF	6MA	13V	15V	30V	.	85MW	3MA	70dB	76dB	300K
L144AL	SLG	TPR	INT	.1MHZ	0.1V/uS	+18V	-18V	125C	70dB	5MV	200NA	50NA	250MWF	.	10V	18V	30V	.	.	4MA	80dB	80dB	.
L144AP	SLG	TPR	INT	.1MHZ	0.1V/uS	+18V	-18V	125C	70dB	5MV	200NA	50NA	400MWF	.	10V	18V	30V	.	.	4MA	80dB	80dB	.
L144BL	SLG	TPR	INT	.1MHZ	0.1V/uS	+18V	-18V	85C	70dB	5MV	200NA	50NA	250MWF	.	10V	15V	30V	.	.	4MA	80dB	80dB	.
L144BP	SLG	TPR	INT	.1MHZ	0.1V/uS	+18V	-18V	85C	70dB	5MV	200NA	50NA	400MWF	.	10V	15V	30V	.	.	4MA	80dB	80dB	.
L144CJ	SLG	TPR	INT	.1MHZ	0.1V/uS	+18V	-18V	70C	60dB	10V	250NA	70NA	155MWF	.	10V	15V	30V	.	.	4MA	70dB	80dB	.
L147B1	SGG	DGK	INT	.	0.2V/uS	+18V	-18V	70C	88dB	6MV	500NA	200NA	500MWF	5MA	12V	15V	30V	.	85MW	3MA	70dB	76dB	300K
L148T1	SGG	GPU	EXT	.	.25V/uS	+18V	-18V	70C	86dB	6MV	500NA	200NA	500MWF	5MA	10V	15V	30V	.	85MW	3MA	70dB	76dB	300K
L148T2	SGG	GPU	EXT	.	.25V/uS	+22V	-22V	125C	94dB	5MV	500NA	200NA	500MWF	5MA	10V	15V	30V	.	85MW	3MA	70dB	76dB	300K
L161AL	SLG	QCP	EXT	.	.	+18V	-18V	125C	86dB	2.5MV	15NA	2NA	200MWF	1MA	2.5V	18V	36V	.	.	3MA	75dB	65dB	.
L161AP	SLG	QCP	EXT	.	.	+18V	-18V	125C	86dB	2.5MV	15NA	2NA	225MWF	.	2.5V	18V	36V	.	.	3MA	75dB	65dB	.
L161BL	SLG	QCP	EXT	.	.	+18V	-18V	85C	86dB	2.5MV	15NA	2NA	200MWF	.	2.5V	18V	36V	.	.	3MA	75dB	65dB	.
L161BP	SLG	QCP	EXT	.	.	+18V	-18V	85C	86dB	2.5MV	15NA	2NA	225MWF	.	2.5V	18V	36V	.	.	3MA	75dB	65dB	.
L161CJ	SLG	QCP	EXT	.	.	+18V	-18V	70C	83dB	5MV	20NA	3NA	120MWF	.	2.5V	18V	36V	.	.	3MA	75dB	65dB	.
LD101	ADU	GPU	EXT	.	.	+22V	-22V	125C	94dB	5MV	500NA	200NA	.	5MA	12V	15V	30V	15uV/C	.	3MA	70dB	70dB	300K
LD101A	ADU	GPU	EXT	.	.	+22V	-22V	125C	94dB	2MV	75NA	10NA	.	5MA	12V	15V	30V	15uV/C	.	3MA	80dB	80dB	1.5M
LD102	ADU	VFA	INT	.	.	+18V	-18V	125C	0dB	5MV	10NA	.	.	1MA	10V	.	.	30uV/C	.	6MA	.	60dB	10G
LD106	ADU	CPR	EXT	.	.	+15V	-15V	125C	84dB	2MV	20uA	3uA	.	50MA	2.5V	.	.	10uV/C	163MW
LD107	ADU	GPK	INT	.	.	+22V	-22V	125C	94dB	2MV	75NA	10NA	.	5MA	12V	15V	30V	15uV/C	.	3MA	80dB	80dB	1.5M
LD108	ADU	SBA	EXT	.	.	+20V	-20V	125C	96dB	2MV	2NA	0.2NA	.	1MA	13V	15V	1V	15uV/C	.	6MA	85dB	80dB	30M
LD108A	ADU	SBA	EXT	.	.	+20V	-20V	125C	98dB	0.5MV	2NA	0.2NA	.	.	13V	15V	1V	5uV/C	.	6MA	96dB	96dB	30M
LD110	ADU	VFA	INT	.	15V/uS	+18V	-18V	125C	0dB	4MV	3NA	.	.	.	10V	15V	15V	50uV/C	.	6MA	.	70dB	10G
LD111	ADU	CPR	EXT	.	.	+18V	-18V	125C	100dB	3MV	100NA	10NA	.	.	.	15V	30V	.	.	6MA	.	.	.
LD112	ADU	SBA	INT	.	.	+20V	-20V	125C	94dB	2MV	2NA	0.2NA	.	1MA	13V	14V	14V	15uV/C	.	6MA	85dB	80dB	30M
LD118	ADU	XSR	INT	.	50V/uS	+20V	-20V	125C	94dB	4MV	250NA	50NA	.	6MA	12V	15V	1V	.	.	8MA	80dB	70dB	1M
LD119	ADU	DCP	INT	.	.	+18V	-18V	125C	80dB	4MV	500NA	75NA	.	.	.	15V	5V	.	.	12MA	.	.	.
LD124	ADU	QGK	INT	.	.	+16V	-16V	125C	94dB	5MV	150NA	30NA	.	.	.	16V	16V	35uV/C	.	2MA	70dB	65dB	.
LD124A	ADU	QGK	INT	.	.	+16V	-16V	125C	94dB	2MV	50NA	10NA	.	.	.	16V	16V	20uV/C	.	2MA	70dB	65dB	.
LD139	ADU	QCP	EXT	.	.	+18V	-18V	125C	88dB	5MV	100NA	25NA	.	.	.	18V	18V	.	.	2MA	.	.	.
LD139A	ADU	QCP	EXT	.	.	+18V	-18V	125C	94dB	2MV	100NA	25NA	.	.	.	18V	18V	.	.	2MA	.	.	.
LD148	ADU	QGK	INT	.3MHZ	0.2V/uS	+22V	-22V	125C	94dB	5MV	100NA	25NA	.	5MA	12V	22V	44V	.	.	1MA	70dB	77dB	800K
LD149	ADU	QGK	INT	.1MHZ	0.5V/uS	+22V	-22V	125C	94dB	5MV	100NA	25NA	.	5MA	12V	22V	44V	.	.	1MA	70dB	77dB	800K
LD155	ADU	FET	INT	.5MHZ	2V/uS	+22V	-22V	125C	94dB	5MV	100pA	20pA	.	5MA	12V	20V	40V	20uV/C	.	4MA	85dB	85dB	0.1T
LD155A	ADU	FET	INT	.5MHZ	3V/uS	+22V	-22V	125C	94dB	2MV	50pA	10pA	.	5MA	12V	20V	40V	5uV/C	.	4MA	85dB	85dB	0.1T
LD156	ADU	HSR	INT	.1MHZ	7.5V/uS	+22V	-22V	125C	94dB	5MV	100pA	20pA	.	5MA	12V	20V	40V	20uV/C	.	7MA	85dB	85dB	0.1T
LD156A	ADU	HSR	INT	.4MHZ	10V/uS	+22V	-22V	125C	94dB	2MV	50pA	10pA	.	5MA	12V	20V	40V	5uV/C	.	4MA	85dB	85dB	0.1T
LD157	ADU	XSR	INT	.4MHZ	6V/uS	+22V	-22V	125C	94dB	5MV	100pA	50pA	.	5MA	12V	20V	40V	20uV/C	.	7MA	85dB	85dB	0.1T
LD157A	ADU	XSR	INT	1.5MHZ	8V/uS	+22V	-22V	125C	94dB	2MV	50pA	10pA	.	5MA	12V	20V	40V	5uV/C	.	7MA	85dB	85dB	0.1T
LD216	ADU	LBC	INT	.	.	+20V	-20V	85C	86dB	10MV	150pA	50pA	.	1MA	13V	15V	14V	.	.	8MA	80dB	80dB	300M
LD216A	ADU	LBC	INT	.	.	+20V	-20V	85C	92dB	3MV	50pA	15pA	.	1MA	13V	15V	14V	.	.	6MA	80dB	80dB	2G
LD301	ADU	GPU	EXT	.	.	+18V	-18V	70C	83dB	10MV	2uA	.75uA	.	.	12V	15V	30V	30uV/C	.	3MA	65dB	70dB	100K
LD301A	ADU	GPU	EXT	.	.	+18V	-18V	70C	88dB	7.5MV	250NA	50NA	.	5MA	12V	15V	30V	30uV/C	.	3MA	70dB	70dB	500K
LD302	ADU	VFA	INT	.	.	+18V	-18V	70C	0dB	15MV	30NA	.	.	1MA	10V	.	.	90uV/C	.	6MA	.	60dB	10G
LD306	ADU	CPR	EXT	.	.	+15V	-15V	70C	84dB	5MV	25uA	5uA	.	50MA	2.5V	.	.	20uV/C	163MW
LD307	ADU	GPK	INT	.	.	+18V	-18V	70C	84dB	7.5MV	250NA	50NA	.	5MA	12V	15V	30V	30uV/C	.	.	70dB	70dB	0.5M
LD308	ADU	SBA	EXT	.	.	+18V	-18V	70C	88dB	7.5MV	7NA	1NA	.	1MA	13V	15V	1V	30uV/C	.	6MA	80dB	80dB	10M
LD308A	ADU	SBA	EXT	.	.	+18V	-18V	70C	98dB	0.5MV	7NA	1NA	.	1MA	13V	15V	1V	5uV/C	.	6MA	96dB	96dB	10M
LD310	ADU	VFA	INT	.	15V/uS	+18V	-18V	70C	0dB	7.5MV	7NA	.	.	1MA	10V	.	.	50uV/C	.				

For detailed explanations of column heading notations, see App. A.

Also for ready references the more important abbreviations used in the column headings are listed below:

LEFT HAND PAGE
APP = application

(codes at APP.E.)

CMRR = common mode rejection ratio

CMP = compensation (frequency)

dV_{io}/dT = input offset voltage temperature drift

GBP = gain bandwidth product

I_b = input bias current
 I_{io} = input bias offset current

I_o = quiescent supply current

MFR = manufacturer (codes at App.C.)

P_o = quiescent power consumer

PSRR = power supply rejection ratio

V_{cm} = common mode input voltage rating

V_{dif} = differential input voltage rating

V_{io} = input offset voltage

V_s = dc supply voltage

RIGHT HAND PAGE

Lead out coding summary (details at APP.G.) for different cases (APP.F.)

A = gain adjust

B = bias adjust

C = case

E- = inverting input

E+ = non-inverting input

F,F* = input frequency compensation

G = ground

J = high level input

K = output, open collector

L = output, open emitter

M = metal case

N = not connected

Q = special terminal

R,R* = outputs

S = strobe

T,T* = offset balance

V+ = +ve dc supply

V- = -ve dc supply

W = guard ring

X = blank position, no lead

++ = +ve supplementary dc supply

-- = -ve supplementary dc supply

f_o = output frequency compensation

CASE (APP.F.)	LD 1	LD 2	LD 3	LD 4	LD 5	LD 6	LD 7	LD 8	LD 9	LD 10	LD 11	LD 12	LD 13	LD 14	LD 15	LD 16	EUROPE SUBSTITUTION	USA SUBSTITUTION	ISS	TYPE NUMBER	
DIL-16/1C	E+1	E-1	N	T1	T*1	V-	R1	N	N	R2	V+	T2	T*2	N	E-2	E+2	.	.	0	ICL8043MDE	
CHP	0	JSFC2301A
CHP	0	JSF2307
CHP	0	JSFC2709C
CHP	0	JSF2710C
CHP	0	JSF2711C
CHP	0	JSFC2741C
CHP	0	JSF.C2861
T05-10/1M	F	Q	E-	E+	V-	R	ø	V+	ø*	F*	UA715HC	0	L115T1	
DIL-14/1P	N	N	T	E-	E+	V-	N	N	T*	R	V+	N	N	N	.	.	TBA221A	UA741DC	0	L141B1	
T05-8/1M	T	E-	E+	V-M	T*	R	V+	N	TBA221	UA741HC	0	L141T1
T05-8/1M	T	E-	E+	V-M	T*	R	V+	N	TBA222	UA741HM	0	L141T2
FLP-14/3G	B	R1	E-2	E+2	E+3	E-3	N	N	R3	V-	R2	E+1	E-1	V+	0	L144AL	
DIL-14/1C	B	R1	E-2	E+2	E+3	E-3	N	N	R3	V-	R2	E+1	E-1	V+	0	L144AP	
FLP-14/3G	B	R1	E-2	E+2	E+3	E-3	N	N	R3	V-	R2	E+1	E-1	V+	.	.	.	L144AL	0	L144BL	
DIL-14/1C	B	R1	E-2	E+2	E+3	E-3	N	N	R3	V-	R2	E+1	E-1	V+	.	.	.	L144AP	0	L144BP	
DIL-14/1P	B	R1	E-2	E+2	E+3	E-3	N	N	R3	V-	R2	E+1	E-1	V+	.	.	.	L144BP	0	L144CJ	
DIL-14/1P	E-1	E+1	T1	V-	T2	E+2	E-2	T*2	V+	R2	N	R1	V+	T*1	.	.	TBB0747A	UA747DC	0	L147B1	
T05-8/1M	FT	E-	E+	V-M	T*	R	V+	F*	TBB0748	UA748HC	0	L148T1
T05-8/1M	FT	E-	E+	V-M	T*	R	V+	F*	TBC0748	UA748HM	0	L148T2
FLP-16/1G	E+1	E-1	E+2	E-2	E-3	E+3	E-4	E+4	V-	R4	R3	R2	R1	N	B	V+	.	.	0	L161AL	
DIL-14/1C	E+1	E-1	E+2	E-2	E-3	E+3	E-4	E+4	V-	R4	R3	R2	R1	N	B	V+	.	.	0	L161AP	
FLP-16/1G	E+1	E-1	E+2	E-2	E-3	E+3	E-4	E+4	V-	R4	R3	R2	R1	N	B	V+	L161AL	0	L161BL		
DIL-14/1C	E+1	E-1	E+2	E-2	E-3	E+3	E-4	E+4	V-	R4	R3	R2	R1	N	B	V+	L161AP	0	L161BP		
DIL-14/1P	E+1	E-1	E+2	E-2	E-3	E+3	E-4	E+4	V-	R4	R3	R2	R1	N	B	V+	L161BP	0	L161CJ		
CHP	AM101-DICE	AML D101	0	LD101	
CHP	AML D101A	0	LD101A	
CHP	AML D102	0	LD102	
CHP	AML06-DICE	0	LD106	
CHP	AM107-DICE	AML D107	0	LD107	
CHP	AML D108	0	LD108	
CHP	AML D108A	AML08ADICE	0	LD108A	
CHP	AML10-DICE	AML D110	0	LD110	
CHP	AML11-DICE	AML D111	0	LD111	
CHP	AML12-DICE	AML D112	0	LD112	
CHP	AML18-DICE	AML D118	0	LD118	
CHP	AML19-DICE	AML D119	0	LD119	
CHP	AML24-DICE	AML D124	0	LD124	
CHP	AML24ADICE	AML D124A	0	LD124A	
CHP	AML139-DICE	AML D139	0	LD139	
CHP	AML D139A	0	LD139A	
CHP	AML D148	0	LD148	
CHP	AML49-DICE	AML D149	0	LD149	
CHP	AML D155	0	LD155	
CHP	AML D155A	0	LD155A	
CHP	AML D156	0	LD156	
CHP	AML D156A	0	LD156A	
CHP	AML D157	0	LD157	
CHP	AML D157A	0	LD157A	
CHP	AML D216	0	LD216	
CHP	AML D216A	0	LD216A	
CHP	AML D301	0	LD301	
CHP	AML D301A	0	LD301A	
CHP	AML D302	0	LD302	
CHP	AML D306	0	LD306	
CHP	0	LD307	
CHP	0	LD308	
CHP	0	LD308A	
CHP	0	LD310	
CHP	0	LD311	

TYPE NUMBER	MFR	APP	COMP	GBP MIN	SLEW RATE MIN	Vs+ MAX	Vs- MAX	T _{OP} MAX	A _{VOL} MIN	V _{IO} MAX	I _B MAX	I _O MAX	P _{TOT} MAX	I _{OUT} MIN	V _{OUT} MIN	V _{ICM} MAX	V _{IDF} MAX	dV _{IO} /dT MAX	P _O MAX	I _O MAX	CM RR MIN	PS RR MIN	R _{IN} MIN
LD312	ADU	SBA	INT	.	.	+18V	-18V	70C	88dB	7.5MV	7NA	1NA	.	1MA	13V	14V	14V	15uV/C	.	8MA	80dB	80dB	10M
LD316	ADU	LBC	INT	.	.	+20V	-20V	70C	86dB	10MV	150pA	50pA	.	1MA	13V	15V	14V	.	.	8MA	80dB	80dB	300M
LD316A	ADU	LBC	INT	.	.	+20V	-20V	70C	92dB	3MV	50pA	15pA	.	1MA	13V	15V	14V	.	.	6MA	80dB	80dB	2G
LD318	ADU	XSR	INT	.	50V/uS	+20V	-20V	70C	88dB	10MV	500NA	200NA	.	6MA	12V	15V	1V	.	.	8MA	70dB	65dB	500K
LD319	ADU	DCP	INT	.	.	+18V	-18V	70C	78dB	8MV	1uA	0.2uA	.	.	.	15V	5V	.	.	12MA	.	.	.
LD324	ADU	QGK	INT	.	.	+16V	-16V	70C	88dB	7MV	250NA	50NA	.	.	.	16V	16V	35uV/C	.	2MA	65dB	65dB	.
LD324A	ADU	QGK	INT	.	.	+16V	-16V	70C	88dB	3MV	100NA	30NA	.	.	.	16V	16V	30uV/C	.	2MA	65dB	65dB	.
LD339	ADU	QCP	EXT	.	.	+18V	-18V	70C	88dB	5MV	250NA	50NA	.	6MA	.	18V	18V	.	.	2MA	.	.	.
LD339A	ADU	QCP	EXT	.	.	+18V	-18V	70C	94dB	2MV	250NA	50NA	.	6MA	.	18V	18V	.	.	2MA	.	.	.
LD348	ADU	QGK	INT	3MHZ	0.2V/uS	+18V	-18V	70C	88dB	6MV	200NA	50NA	.	5MA	12V	18V	36V	.	.	1MA	70dB	77dB	800K
LD349	ADU	QGK	INT	1MHZ	0.5V/uS	+18V	-18V	70C	88dB	6MV	200NA	50NA	.	5MA	12V	18V	36V	.	.	1MA	70dB	77dB	800K
LD355	ADU	FET	INT	5MHZ	2V/uS	+18V	-18V	70C	88dB	10MV	100pA	20pA	.	5MA	12V	16V	30V	20uV/C	.	4MA	80dB	80dB	0.1T
LD355A	ADU	FET	INT	5MHZ	3V/uS	+18V	-18V	70C	94dB	2MV	50pA	10pA	.	5MA	12V	16V	30V	5uV/C	.	4MA	85dB	85dB	0.1T
LD356	ADU	HSR	INT	1MHZ	7.5V/uS	+18V	-18V	70C	88dB	10MV	200pA	50pA	500MWF	5MA	12V	16V	30V	20uV/C	.	10MA	80dB	80dB	0.1T
LD356A	ADU	HSR	INT	4MHZ	10V/uS	+18V	-18V	70C	94dB	2MV	50pA	10pA	.	5MA	12V	16V	30V	5uV/C	.	10MA	85dB	85dB	0.1T
LD357	ADU	XSR	INT	4MHZ	6V/uS	+18V	-18V	70C	88dB	10MV	200pA	50pA	.	5MA	12V	16V	30V	20uV/C	.	10MA	80dB	80dB	0.1T
LD357A	ADU	XSR	INT	15MHZ	8V/uS	+18V	-18V	70C	94dB	2MV	50pA	10pA	.	5MA	12V	16V	30V	5uV/C	.	10MA	85dB	85dB	0.1T
LD592	ADU	BDO	EXT	20MHZ	.	+8V	-8V	125C	50dB	5MV	20uA	3uA	.	2MA	1.5V	6V	5V	.	.	24MA	60dB	50dB	2K
LD592C	ADU	BDO	EXT	20MHZ	.	+8V	-8V	70C	48dB	6MV	30uA	5uA	.	2MA	1.5V	6V	5V	.	.	24MA	60dB	50dB	2K
LD1458	ADU	DGK	INT	5MHZ	0.3V/uS	+18V	-18V	75C	86dB	6MV	0.5uA	0.2uA	.	5MA	12V	15V	30V	50uV/C	170MW	6MA	70dB	76dB	300K
LD1558	ADU	DGK	INT	5MHZ	0.3V/uS	+22V	-22V	125C	94dB	5MV	0.5uA	0.2uA	.	5MA	12V	15V	30V	50uV/C	150MW	5MA	70dB	76dB	300K
LF111D	NAU	CPR	EXT	.	.	+18V	-18V	125C	100dB	4MV	50pA	25pA	500MWF	8MA	.	15V	30V	.	.	6MA	.	.	.
LF111F	NAU	CPR	EXT	.	.	+18V	-18V	125C	100dB	4MV	50pA	25pA	500MWF	8MA	.	15V	30V	.	.	6MA	.	.	.
LF111H	NAU	CPR	EXT	.	.	+18V	-18V	125C	100dB	4MV	50pA	25pA	500MWF	8MA	.	15V	30V	.	.	6MA	.	.	.
LF152D	NAU	PIA	EXT	70KHZ	0.3V/uS	+22V	-22V	125C	60dB	15MV	20pA	10pA	900MWF	5MA	10V	22V	44V	30uV/C	.	2MA	.	66dB	IT
LF155AH	NAU	FET	INT	5MHZ	3V/uS	+22V	-22V	125C	94dB	2MV	50pA	10pA	670MWF	5MA	12V	20V	40V	5uV/C	.	4MA	85dB	85dB	0.1T
LF155H	NAU	FET	INT	5MHZ	2V/uS	+22V	-22V	125C	94dB	5MV	100pA	20pA	670MWF	5MA	12V	20V	40V	20uV/C	.	4MA	85dB	85dB	0.1T
LF155T	MUG	FET	INT	5MHZ	2V/uS	+22V	-22V	125C	94dB	5MV	100pA	20pA	670MWF	5MA	12V	20V	40V	20uV/C	.	4MA	85dB	85dB	0.1T
LF156AH	NAU	HSR	INT	4MHZ	10V/uS	+22V	-22V	125C	94dB	2MV	50pA	10pA	670MWF	5MA	12V	20V	40V	5uV/C	.	4MA	85dB	85dB	0.1T
LF156H	NAU	HSR	INT	1MHZ	7.5V/uS	+22V	-22V	125C	94dB	5MV	100pA	20pA	670MWF	5MA	12V	20V	40V	20uV/C	.	7MA	85dB	85dB	0.1T
LF156T	MUG	HSR	INT	1MHZ	7.5V/uS	+22V	-22V	125C	94dB	5MV	100pA	20pA	670MWF	5MA	12V	20V	40V	20uV/C	.	7MA	85dB	85dB	0.1T
LF157AH	NAU	XSR	INT	15MHZ	8V/uS	+22V	-22V	125C	94dB	2MV	50pA	10pA	670MWF	5MA	12V	20V	40V	5uV/C	.	7MA	85dB	85dB	0.1T
LF157H	NAU	XSR	INT	4MHZ	6V/uS	+22V	-22V	125C	94dB	5MV	100pA	50pA	670MWF	5MA	12V	20V	40V	20uV/C	.	7MA	85dB	85dB	0.1T
LF157T	MUG	XSR	INT	4MHZ	6V/uS	+22V	-22V	125C	94dB	5MV	100pA	50pA	670MWF	5MA	12V	20V	40V	20uV/C	.	7MA	85dB	85dB	0.1T
LF211D	NAU	CPR	EXT	.	.	+18V	-18V	85C	100dB	4MV	50pA	25pA	500MWF	8MA	.	15V	30V	.	.	6MA	.	.	.
LF211F	NAU	CPR	EXT	.	.	+18V	-18V	85C	100dB	4MV	50pA	25pA	500MWF	8MA	.	15V	30V	.	.	6MA	.	.	.
LF211H	NAU	CPR	EXT	.	.	+18V	-18V	85C	100dB	4MV	50pA	25pA	500MWF	8MA	.	15V	30V	.	.	6MA	.	.	.
LF252D	NAU	PIA	EXT	70KHZ	0.3V/uS	+18V	-18V	85C	60dB	30MV	40pA	20pA	900MWF	5MA	10V	18V	36V	50uV/C	.	2MA	.	60dB	1T
LF255H	NAU	FET	INT	5MHZ	2V/uS	+22V	-22V	85C	94dB	5MV	100pA	20pA	570MWF	5MA	12V	20V	40V	20uV/C	.	4MA	85dB	85dB	0.1T
LF255T	MUG	FET	INT	5MHZ	2V/uS	+22V	-22V	85C	94dB	5MV	100pA	20pA	570MWF	5MA	12V	20V	40V	20uV/C	.	4MA	85dB	85dB	0.1T
LF256H	NAU	HSR	INT	1MHZ	7.5V/uS	+22V	-22V	85C	94dB	5MV	100pA	20pA	570MWF	5MA	12V	20V	40V	20uV/C	.	7MA	85dB	85dB	0.1T
LF256T	MUG	HSR	INT	1MHZ	7.5V/uS	+22V	-22V	85C	94dB	5MV	100pA	20pA	570MWF	5MA	12V	20V	40V	20uV/C	.	7MA	85dB	85dB	0.1T
LF257H	NAU	XSR	INT	4MHZ	6V/uS	+22V	-22V	85C	94dB	5MV	100pA	20pA	570MWF	5MA	12V	20V	40V	20uV/C	.	7MA	85dB	85dB	0.1T
LF257T	MUG	XSR	INT	4MHZ	6V/uS	+22V	-22V	85C	94dB	5MV	100pA	20pA	570MWF	5MA	12V	20V	40V	20uV/C	.	7MA	85dB	85dB	0.1T
LF311D	NAU	CPR	EXT	.	.	+18V	-18V	70C	100dB	10MV	150pA	75pA	500MWF	8MA	.	15V	30V	.	.	8MA	.	.	.
LF311F	NAU	CPR	EXT	.	.	+18V	-18V	70C	100dB	10MV	150pA	75pA	500MWF	8MA	.	15V	30V	.	.	8MA	.	.	.
LF352D	NAU	PIA	EXT	70KHZ	0.3V/uS	+18V	-18V	70C	60dB	30MV	40pA	20pA	900MWF	5MA	10V	18V	36V	50uV/C	.	2MA	.	60dB	1T
LF355AH	NAU	FET	INT	5MHZ	3V/uS	+18V	-18V	70C	94dB	2MV	50pA	10pA	500MWF	5MA	12V	16V	30V	5uV/C	.	4MA	85dB	85dB	0.1T
LF355H	NAU	FET	INT	5MHZ	2V/uS	+18V	-18V	70C	88dB	10MV	100pA	20pA	500MWF	5MA	12V	16V	30V	20uV/C	.	4MA	80dB	80dB	0.1T
LF355N	NAU	FET	INT	5MHZ	2V/uS	+18V	-18V	70C	88dB	10MV	100pA	20pA	500MWF	5MA	12V	16V	30V	20uV/C	.	4MA	80dB	80dB	0.1T
LF355T	MUG	FET	INT	5MHZ	2V/uS	+18V	-18V	70C	88dB	10MV	100pA	20pA	500MWF	5MA	12V	16V	30V	20uV/C	.	4MA	80dB	80dB	0.1T
LF356AH	NAU	HSR	INT	4MHZ	10V/uS	+18V	-18V	70C	94dB	2MV	50pA	10pA	500MWF	5MA	12V	16V	30V	5uV/C	.	10MA	85dB	85dB	0.1T
LF356H	NAU	HSR	INT	1MHZ	7.5V/uS	+18V	-18V	70C	88dB	10MV	200pA	50pA	500MWF	5MA	12V	16V	30V	20uV/C	.	10MA	80dB	80dB	0.1T
LF356N	NAU	HSR	INT	1MHZ	7.5V/uS	+18V	-18V	70C	88dB	10MV	200pA	50pA	500MWF	5MA	12V	16V	30V	20uV/C	.	10MA	80dB	80dB	0.1T
LF356T	MUG	HSR	INT	1MHZ	7.5V/uS	+18V	-18V	70C	88dB	10MV	200pA	50pA	500MWF	5MA	12V	16V	30V	20uV/C	.	10MA	80dB	80dB	0.1T
LF357AH	NAU	XSR	INT	15MHZ	8V/uS	+18V	-18V	70C	94dB	2MV	50pA	10pA	500MWF	5MA	12V	16V	30V	5uV/C	.	10MA	85dB	85dB	0.1T
LF357H	NAU	XSR	INT	4MHZ	6V/uS	+18V	-18V	70C	88dB	10MV	200pA	50pA	500MWF	5MA	12V	16V	30V	20uV/C	.	10MA			

For detailed explanations of column heading notations, see App. A.

Also for ready references the more important abbreviations used in the column headings are listed below:

LEFT HAND PAGE

APP = application (codes at APP.E.)

CMRR = common mode rejection ratio

CMP = compensation (frequency)

dV_{IO}/dT = input offset voltage temperature drift

GBP = gain bandwidth product

I_b = input bias current

I_{IO} = input bias offset current

I_o = quiescent supply current

MFR = manufacturer (codes at App.C.)

P_o = quiescent power consumer

PSRR = power supply rejection ratio

V_{ICM} = common mode input voltage rating

V_{IDF} = differential input voltage rating

V_{IO} = input offset voltage

V_s = dc supply voltage

RIGHT HAND PAGE

Lead out coding summary (details at APP.G.) for different cases (APP.F.)

A = gain adjust

B = bias adjust

C = case

E- = inverting input

E+ = non-inverting input

F,F* = input frequency compensation

G = ground

J = high level input

K = output, open collector

L = output, open emitter

M = metal case

N = not connected

Q = special terminal

R,R* = outputs

S = strobe

T,T* = offset balance

V+ = +ve dc supply

V- = -ve dc supply

W = guard ring

X = blank position, no lead

++ = +ve supplementary dc supply

-- = -ve supplementary dc supply

f_o^* = output frequency compensation

CASE (APP.F.)	LD 1	LD 2	LD 3	LD 4	LD 5	LD 6	LD 7	LD 8	LD 9	LD 10	LD 11	LD 12	LD 13	LD 14	LD 15	LD 16	EUROPE SUBSTITUTE	USA SUBSTITUTE	I S	TYPE NUMBER	
CHP	0	LD312
CHP	0	LD316
CHP	0	LD316A
CHP	0	LD318
CHP	0	LD319
CHP	0	LD324
CHP	0	LD324A
CHP	0	LD339
CHP	0	LD339A
CHP	0	LD348
CHP	0	LD349
CHP	AML D355	.	0	LD355
CHP	AML D355A	.	0	LD355A
CHP	AML D356	.	0	LD356
CHP	AML D356A	.	0	LD356A
CHP	AML D357	.	0	LD357
CHP	AML D357A	.	0	LD357A
CHP	0	LD592
CHP	0	LD592C
CHP	0	LD1458
CHP	0	LD1558
DIL-14/1M	N	G	E+	E-	N	V-	T	T*S	R	N	V+	N	N	N	.	.	.	UAF111D	0	LF111D	
FLP-10/3M	G	E+	E-	N	V-	T	T*S	N	R	V+	0	LF111F
T05-8/1M	G	E+	E-	V-	T	T*S	R	V+	UAF111H	0	LF111H	
DIL-16/1M	B	RT	E+	A1	G	A2	F	R	V+	V-	F*	A*2	Q	A*1	E-	T*	.	.	0	LF152D	
T05-8/1M	T	E-	E+	V-	T*	R	V+	N	UAF155AHM	0	LF155AH	
T05-8/1M	T	E-	E+	V-	T*	R	V+	N	UAF155HM	0	LF155H	
T05-8/1M	T	E-	E+	V-	T*	R	V+	N	LF155H	0	LF155T	
T05-8/1M	T	E-	E+	V-	T*	R	V+	N	UAF156AHM	0	LF156AH	
T05-8/1M	T	E-	E+	V-	T*	R	V+	N	UAF156HM	0	LF156H	
T05-8/1M	T	E-	E+	V-	T*	R	V+	N	UAF156HM	0	LF156H	
T05-8/1M	T	E-	E+	V-	T*	R	V+	N	UAF157AHM	0	LF157AH	
T05-8/1M	T	E-	E+	V-	T*	R	V+	N	UAF157HM	0	LF157H	
T05-8/1M	T	E-	E+	V-	T*	R	V+	N	UAF157HM	0	LF157H	
DIL-14/1M	N	G	E+	E-	N	V-	T	T*S	R	N	V+	N	N	N	.	.	.	LF111D	0	LF211D	
FLP-10/3M	G	E+	E-	N	V-	T	T*S	N	R	V+	LF111F	0	LF211F	
T05-8/1M	G	E+	E-	V-	T	T*S	R	V+	UAF111D	0	LF211H	
DIL-16/1M	B	RT	E+	A1	G	A2	F	R	V+	V-	F*	A*2	Q	A*1	E-	T*	.	.	0	LF252D	
T05-8/1M	T	E-	E+	V-	T*	R	V+	N	AML F255H	0	LF255H	
T05-8/1M	T	E-	E+	V-	T*	R	V+	N	LF255H	0	LF255T	
T05-8/1M	T	E-	E+	V-	T*	R	V+	N	AML F256H	0	LF256H	
T05-8/1M	T	E-	E+	V-	T*	R	V+	N	LF256H	0	LF256T	
T05-8/1M	T	E-	E+	V-	T*	R	V+	N	AML F257H	0	LF257H	
T05-8/1M	T	E-	E+	V-	T*	R	V+	N	LF257H	0	LF257T	
DIL-14/1M	N	G	E+	E-	N	V-	T	T*S	R	N	V+	N	N	N	.	.	.	UAF311D	0	LF311D	
FLP-10/3M	G	E+	E-	N	V-	T	T*S	N	R	V+	LF211F	0	LF311F	
T05-8/1M	G	E+	E-	V-	T	T*S	R	V+	UAF311H	0	LF311H	
DIL-16/1M	B	RT	E+	A1	G	A2	F	R	V+	V-	F*	A*2	Q	A*1	E-	T*	.	.	0	LF352D	
T05-8/1M	T	E-	E+	V-	T*	R	V+	N	UAF355AHC	0	LF355AH	
T05-8/1M	T	E-	E+	V-	T*	R	V+	N	UAF355HC	0	LF355H	
DIL-8/1P	T	E-	E+	V-	T*	R	V+	N	UAF355HC	0	LF355N	
T05-8/1M	T	E-	E+	V-	T*	R	V+	N	LF355H	0	LF355T	
T05-8/1M	T	E-	E+	V-	T*	R	V+	N	UA356AHC	0	LF356AH	
T05-8/1M	T	E-	E+	V-	T*	R	V+	N	UA356HC	0	LF356H	
DIL-8/1P	T	E-	E+	V-	T*	R	V+	N	AML F356N	0	LF356N	
T05-8/1M	T	E-	E+	V-	T*	R	V+	N	UAF356HC	0	LF356T	
T05-8/1M	T	E-	E+	V-	T*	R	V+	N	UAF357AHC	0	LF357AH	
T05-8/1M	T	E-	E+	V-	T*	R	V+	N	UAF357HC	0	LF357H	
DIL-8/1P	T	E-	E+	V-	T*	R	V+	N	AML F357N	0	LF357N	
T05-8/1M	T	E-	E+	V-	T*	R	V+	N	UAF357HC	0	LF357T	

TYPE NUMBER	MFR	APP	COMP	GBP MIN	SLEW RATE MIN	V _s ⁺ MAX	V _s ⁻ MAX	T ₀₀ MAX	A _{VOL} MIN	V _{IO} MAX	I _B MAX	I _{IO} MAX	P _{TOT} MAX	I _{OUT} MIN	V _{OUT} MIN	V _{ICM} MAX	V _{IDF} MAX	dV _{IO} /dT MAX	P _O MAX	I _O MAX	CM RR MIN	PS RR MIN	R _{IN} MIN
LF13741H	NAU	FET	T	.3MHZ	0.2V/US	+18V	-18V	70C	88dB	15MV	200PA	50PA	500MWF	.	12V	16V	30V	30uV/C	.	4MA	70DB	77DB	0.1T
LFD111	ADU	CPR	EXT	.	.	+18V	-18V	125C	100DB	4MV	50PA	25PA	.	8MA	.	15V	30V	.	.	6MA	.	.	.
LFD311	ADU	CPR	EXT	.	.	+18V	-18V	70C	100DB	10MV	150PA	75PA	.	8MA	.	15V	30V	.	.	8MA	.	.	.
LH0001ACD	NAU	XLP	EXT	.	.	+20V	-20V	85C	88DB	5MV	200NA	60NA	400MWF	5MA	10V	20V	7V	15uV/C	.	.2MA	70DB	70DB	.
LH0001ACF	NAU	XLP	EXT	.	.	+20V	-20V	85C	88DB	5MV	200NA	60NA	400MWF	5MA	10V	20V	7V	15uV/C	.	.2MA	70DB	70DB	.
LH0001ACH	NAU	XLP	EXT	.	.	+20V	-20V	85C	88DB	5MV	200NA	60NA	400MWF	5MA	10V	20V	7V	15uV/C	.	.2MA	70DB	70DB	.
LH0001AD	NAU	XLP	EXT	.	.	+20V	-20V	125C	88DB	2.5MV	100NA	20NA	400MWF	5MA	10V	20V	7V	15uV/C	.	.2MA	70DB	70DB	.
LH0001AF	NAU	XLP	EXT	.	.	+20V	-20V	125C	88DB	2.5MV	100NA	20NA	400MWF	5MA	10V	20V	7V	15uV/C	.	.2MA	70DB	70DB	.
LH0001AH	NAU	XLP	EXT	.	.	+20V	-20V	125C	88DB	2.5MV	100NA	20NA	400MWF	5MA	10V	20V	7V	15uV/C	.	.2MA	70DB	70DB	.
LH0001H	NAU	XLP	EXT	.	.	+20V	-20V	125C	88DB	1MV	100NA	20NA	400MWF	5MA	10V	20V	7V	.	.	.1MA	70DB	70DB	500K
LH0003CH	NAU	WBA	EXT	.	.	+20V	-20V	85C	86DB	3MV	2uA	0.2uA	500MWF	0.1A	10V	20V	7V	20uV/C	.	3MA	70DB	70DB	25K
LH0003H	NAU	WBA	EXT	.	.	+20V	-20V	125C	86DB	3MV	2uA	0.2uA	500MWF	0.1A	10V	20V	7V	20uV/C	.	3MA	70DB	70DB	25K
LH0004CH	NAU	HVO	EXT	.	.	+45V	-45V	85C	90DB	1.5MV	120NA	45NA	400MWF	6MA	30V	45V	7V	20uV/C	.	.2MA	70DB	70DB	.
LH0004H	NAU	HVO	EXT	.	.	+45V	-45V	125C	90DB	1MV	100NA	20NA	400MWF	6MA	30V	45V	7V	20uV/C	.	.2MA	70DB	70DB	.
LH0005AH	NAU	WBA	EXT	.	.	+20V	-20V	125C	72DB	3MV	25NA	5NA	400MWF	50MA	6V	20V	15V	50uV/C	.	5MA	60DB	60DB	1M
LH0005CH	NAU	WBA	EXT	.	.	+20V	-20V	85C	66DB	10MV	100NA	25NA	400MWF	50MA	6V	20V	15V	.	.	5MA	50DB	50DB	0.5M
LH0005H	NAU	WBA	EXT	.	.	+20V	-20V	125C	66DB	10MV	50NA	20NA	400MWF	50MA	6V	20V	15V	100uV/C	.	5MA	55DB	55DB	1M
LH0020CG	NAU	PIA	EXT	.	.	+22V	-22V	85C	94DB	6MV	500NA	200NA	1.5WF	45MA	14V	15V	30V	.	.	6MA	90DB	90DB	300K
LH0020G	NAU	PIA	EXT	.	.	+22V	-22V	125C	100DB	2.5MV	250NA	50NA	1.5WF	45MA	14V	15V	30V	.	.	5MA	90DB	90DB	600K
LH0021CK	NAU	HCO	INT	.	1V/US	+18V	-18V	125C	100DB	6MV	500NA	200NA	5WF	1A	13V	15V	30V	.	120MW	4MA	70DB	70DB	300K
LH0021K	NAU	HCO	INT	.	1.5V/US	+18V	-18V	125C	100DB	3MV	300NA	100NA	5WF	1.1A	13V	15V	30V	.	105MW	4MA	70DB	80DB	300K
LH0022CD	NAU	FET	INT	.3MHZ	1V/US	+22V	-22V	85C	97DB	6MV	25PA	5PA	500MWF	10MA	10V	15V	30V	15uV/C	85MW	3MA	70DB	70DB	0.1T
LH0022CF	NAU	FET	INT	.3MHZ	1V/US	+22V	-22V	85C	97DB	6MV	25PA	5PA	500MWF	10MA	10V	15V	30V	15uV/C	85MW	3MA	70DB	70DB	0.1T
LH0022CH	NAU	FET	INT	.3MHZ	1V/US	+22V	-22V	85C	97DB	6MV	25PA	5PA	500MWF	10MA	10V	15V	30V	15uV/C	85MW	3MA	70DB	70DB	0.1T
LH0022D	NAU	FET	INT	.3MHZ	1.5V/US	+22V	-22V	125C	100DB	4MV	10PA	2PA	500MWF	10MA	10V	15V	30V	10uV/C	75MW	3MA	80DB	80DB	0.1T
LH0022F	NAU	FET	INT	.3MHZ	1.5V/US	+22V	-22V	125C	100DB	4MV	10PA	2PA	500MWF	10MA	10V	15V	30V	10uV/C	75MW	3MA	80DB	80DB	0.1T
LH0022H	NAU	FET	INT	.3MHZ	250V/US	+18V	-18V	85C	70DB	8MV	40uA	15uA	600MWF	10MA	10V	18V	5V	125uV/C	.	14MA	50DB	50DB	.
LH0024CH	NAU	XSR	EXT	.	400V/US	+18V	-18V	125C	72DB	4MV	30uA	5uA	600MWF	10MA	12V	18V	5V	100uV/C	.	14MA	50DB	50DB	.
LH0024H	NAU	XSR	EXT	.	350V/US	+18V	-18V	85C	60DB	15MV	200PA	50PA	1.5WF	10MA	10V	18V	30V	125uV/C	.	22MA	50DB	50DB	.
LH0032CG	NAU	XSR	EXT	.	350V/US	+18V	-18V	125C	60DB	5MV	100PA	25PA	1.5WF	10MA	10V	18V	30V	125uV/C	.	20MA	50DB	50DB	.
LH0032G	NAU	VFA	INT	50MHZ	1KV/US	+20V	-20V	85C	0DB	20MV	.15NA	.	1.5WF	90MA	12V	20V	.	200uV/C	720MW	24MA	.	.	10G
LH0033C.J	NAU	VFA	INT	50MHZ	1KV/US	+20V	-20V	85C	0DB	20MV	.15NA	.	1.5WF	90MA	12V	20V	.	200uV/C	720MW	24MA	.	.	10G
LH0033G	NAU	VFA	INT	50MHZ	1KV/US	+20V	-20V	125C	0DB	10MV	0.1NA	.	1.5WF	90MA	12V	20V	.	200uV/C	660MW	22MA	.	.	10G
LH0033J	NAU	VFA	INT	50MHZ	1KV/US	+20V	-20V	125C	0DB	10MV	0.1NA	.	1.5WF	90MA	12V	20V	.	200uV/C	660MW	22MA	.	.	10G
LH0041CG	NAU	HCO	INT	.	1V/US	+18V	-18V	85C	100DB	6MV	500NA	200NA	1.5WF	.13A	13V	15V	30V	.	120MW	4MA	70DB	70DB	300K
LH0041CJ	NAU	HCO	INT	.	1V/US	+18V	-18V	85C	100DB	6MV	500NA	200NA	1.5WF	.13A	13V	15V	30V	.	120MW	4MA	70DB	70DB	300K
LH0041G	NAU	HCO	INT	.	1.5V/US	+18V	-18V	85C	100DB	3MV	300NA	100NA	1.5WF	.13A	13V	15V	30V	.	105MW	4MA	70DB	80DB	300K
LH0042CD	NAU	FET	INT	.3MHZ	1V/US	+22V	-22V	85C	88DB	20MV	50PA	10PA	500MWF	10MA	10V	15V	30V	50uV/C	120MW	4MA	70DB	70DB	0.1T
LH0042CF	NAU	FET	INT	.3MHZ	1V/US	+22V	-22V	85C	88DB	20MV	50PA	10PA	500MWF	10MA	10V	15V	30V	50uV/C	120MW	4MA	70DB	70DB	0.1T
LH0042CH	NAU	FET	INT	.3MHZ	1V/US	+22V	-22V	85C	88DB	20MV	50PA	10PA	500MWF	10MA	10V	15V	30V	50uV/C	120MW	4MA	70DB	70DB	0.1T
LH0042D	NAU	FET	INT	.3MHZ	1.5V/US	+22V	-22V	125C	94DB	20MV	25PA	5PA	500MWF	10MA	10V	15V	30V	25uV/C	105MW	4MA	70DB	70DB	0.1T
LH0042F	NAU	FET	INT	.3MHZ	1.5V/US	+22V	-22V	125C	94DB	20MV	25PA	5PA	500MWF	10MA	10V	15V	30V	25uV/C	105MW	4MA	70DB	70DB	0.1T
LH0042H	NAU	FET	INT	.3MHZ	1.5V/US	+22V	-22V	125C	94DB	20MV	25PA	5PA	500MWF	10MA	10V	15V	30V	25uV/C	105MW	4MA	70DB	70DB	0.1T
LH0044ACH	FAU	PIA	INT	.2MHZ	.01V/US	+20V	-20V	125C	120DB	25uV	15NA	2.5NA	600MWF	1MA	13V	15V	15V	0.5uV/C	90MW	3MA	120DB	120DB	5M
LH0044AH	FAU	PIA	INT	.2MHZ	.01V/US	+20V	-20V	85C	114DB	50uV	30NA	5NA	600MWF	1MA	12V	15V	15V	0.5uV/C	120MW	4MA	114DB	114DB	2.5M
LH0044CH	FAU	PIA	INT	.2MHZ	.01V/US	+20V	-20V	85C	114DB	100uV	30NA	5NA	600MWF	1MA	12V	15V	15V	1uV/C	120MW	4MA	114DB	114DB	2.5M
LH0044H	FAU	PIA	INT	.2MHZ	.01V/US	+20V	-20V	85C	114DB	50uV	30NA	5NA	600MWF	1MA	12V	15V	15V	1uV/C	120MW	4MA	114DB	114DB	2.5M
LH0052CD	NAU	FET	INT	.3MHZ	1V/US	+22V	-22V	125C	97DB	1MV	5PA	0.2PA	500MWF	10MA	10V	15V	30V	10uV/C	120MW	4MA	76DB	76DB	0.1T
LH0052CH	NAU	FET	INT	.3MHZ	1V/US	+22V	-22V	85C	97DB	1MV	5PA	0.2PA	500MWF	10MA	10V	15V	30V	10uV/C	120MW	4MA	76DB	76DB	0.1T
LH0052D	NAU	FET	INT	.3MHZ	1.5V/US	+22V	-22V	125C	100DB	0.5MV	1PA	0.1PA	500MWF	10MA	10V	15V	30V	5uV/C	105MW	4MA	80DB	80DB	0.1T
LH0052H	NAU	FET	INT	.3MHZ	1.5V/US	+22V	-22V	125C	100DB	0.5MV	1PA	0.1PA	500MWF	10MA	10V	15V	30V	5uV/C	105MW	4MA	80DB	80DB	0.1T
LH0061CK	NAU	HCO	INT	2MHZ	25V/US	+18V	-18V	85C	88DB	10MV	500NA	200NA	5WF	0.5A	10V	15V	1V	25uV/C	450MW	15MA	60DB	50DB	300K
LH0061K	NAU	HCO	INT	2MHZ	25V/US	+18V	-18V	125C	94DB	4MV	300NA	100NA	5WF	0.5A	10V	15V	1V	25uV/C	300MW	10MA	70DB	70DB	300K
LH0062CD	NAU	FET	INT	3MHZ	50V/US	+20V	-20V	85C	88DB	15MV	65PA	5PA	500MWF	10MA	12V	15V	30V	35uV/C	360MW	12MA	70DB	70DB	.
LH0062CH	NAU	FET	INT	3MHZ	50V/US	+20V	-20V	85C	88DB	15MV	65PA	5PA	500MWF	10MA	12V	15V	30V	35uV/C	360MW	12MA	70DB	70DB	.
LH0062D	NAU	FET	INT	3MHZ	50																		

For detailed explanations of column heading notations, see App. A.

Also for ready references the more important abbreviations used in the column headings are listed below:

LEFT HAND PAGE

APP = application (codes at APP.E.)

CMRR = common mode rejection ratio

CMP = compensation (frequency)

dV_{io}/dT = input offset voltage temperature drift

GBP = gain bandwidth product

I_b = input bias current

I_{io} = input bias offset current

I_o = quiescent supply current

MFR = manufacturer (codes at App.C.)

P_o = quiescent power consumer

PSRR = power supply rejection ratio

V_{icm} = common mode input voltage rating

V_{iof} = differential input voltage rating

V_{io} = input offset voltage

V_s = dc supply voltage

RIGHT HAND PAGE

Lead out coding summary (details at APP.G.) for different cases (APP.F.)

A = gain adjust

B = bias adjust

C = case

E- = inverting input

E+ = non-inverting input

F, F* = input frequency compensation

G = ground

J = high level input

K = output, open collector

L = output, open emitter

M = metal case

N = not connected

Q = special terminal

R, R* = outputs

S = strobe

T, T* = offset balance

V+ = +ve dc supply

V- = -ve dc supply

W = guard ring

X = blank position, no lead

++ = +ve supplementary dc supply

-- = -ve supplementary dc supply

ϕ, ϕ^* = output frequency compensation

CASE (APP.F.)	LD 1	LD 2	LD 3	LD 4	LD 5	LD 6	LD 7	LD 8	LD 9	LD 10	LD 11	LD 12	LD 13	LD 14	LD 15	LD 16	EUROPE SUBSTITUTION	USA SUBSTITUTION	IS	TYPE NUMBER	
T05-8/1M	T	E-	E+	V-M	T*	R	V+	N	UA740HM	0	LF13741H	
CHP		0	LF0111
CHP	AMLFD311	0	LF0311
DIL-14/1M	E-	F	V-	N	ϕ S	N	R	N	V+	N	ϕ^*	N	N	E+	.	.	.	LH0001AD	0	LH0001ACD	
FLP-10/3G	E+	ϕ^*	E-	F	ϕ S	V-	R	V+	N	N	LH0001AF	0	LH0001ACF	
T05-10/1M	ϕ^*	E+	V-	E-	F	N	N	R	V+	ϕ S	LH0001AH	0	LH0001ACH	
DIL-14/1M	E-	F	V-	N	ϕ S	N	R	N	V+	N	ϕ^*	N	N	E+	0	LH0001AD	
FLP-10/3G	E+	ϕ^*	E-	F	ϕ S	V-	R	V+	N	N	0	LH0001AF
T05-10/1M	ϕ^*	E+	V-	E-	F	N	N	R	V+	ϕ S	0	LH0001AH
T05-10/1M	F	E+	V-	E-	ϕ	B	B*	R	V+	F*	0	LH0001H
T05-10/1M	F	E+	V-	E-	F*	N	G	R	V+	ϕ S	0	LH0003CH
T05-10/1M	F	E+	V-	E-	F*	N	G	R	V+	ϕ S	0	LH0003H
T05-10/1M	F	E+	V-	E-	F*	B	B*	R	V+	ϕ S	0	LH0004CH
T05-10/1M	F	E+	V-	E-	F*	B	B*	R	V+	ϕ S	0	LH0004H
T05-10/1M	E+	V+	V-	F	N	G	R	V-	ϕ	F*	0	LH0005AH
T05-10/1M	E+	V+	V-	F	N	G	R	V-	ϕ	F*	0	LH0005CH
T05-10/1M	E+	V+	V-	F	N	G	R	V-	ϕ	F*	0	LH0005H
T08-12/1M	N	ϕ	F	F*	E+	E-	T	T*	G	V-	R	V+	0	LH0020CG	
T08-12/1M	N	ϕ	F	F*	E+	E-	T	T*	G	V-	R	V+	0	LH0020CG	
T03-8/2M	Q	V+	G	F	E-	E+	V-	Q*	0	LH0021CK
T03-8/1M	Q	V+	G	F	E-	E+	V-	Q*	0	LH0021K
DIL-14/1M	N	N	E-	N	V-	T	N	R	V+	T*	N	E+	N	N	0	LH0022CD
FLP-10/3G	E+	N	V-	T	R	V+	T*	Q	N	E-	0	LH0022CF
T05-8/1M	T	E-	E+	V-	T*	R	V+	N	0	LH0022CH
DIL-14/1M	N	N	E-	N	V-	T	N	R	V+	T*	N	E+	N	N	0	LH0022D
FLP-10/3G	E+	N	V-	T	R	V+	T*	Q	N	E-	0	LH0022F
T05-8/1M	T	E-	E+	V-	T*	R	V+	N	0	LH0022H
T05-8/1M	ϕ	E-	E+	V-	TF*	R	V+	T*F	0	LH0024CH
T05-8/1M	ϕ	E-	E+	V-	TF*	R	V+	T*F	0	LH0024H
T08-12/1M	N	ϕ	F*	T*F	E-	E+	N	N	N	V-	R	V+	0	LH0032CG
T08-12/1M	N	ϕ	F*	T*F	E-	E+	N	N	N	V-	R	V+	0	LH0032G
T08-12/1M	V**	N	N	N	E+	T	T*	N	V*	V-	R	V+	0	LH0033CG
DIM-8/3C	E+	T	T*	R	V-	V*	V+	V+	0	LH0033CJ
T08-12/1M	V**	N	N	N	E+	T	T*	N	V*	V-	R	V+	0	LH0033G
DIM-8/3C	E+	T	T*	R	V-	V*	V+	V+	0	LH0033J
T08-12/1M	Q	F	G	N	E-	E+	T	T*	Q*	V-	R	V+	0	LH0041CG
DIM-8/3C	V-	N	G	V+	F	R	E-	E+	0	LH0041CJ
T08-12/1M	Q	F	G	N	E-	E+	T	T*	Q*	V-	R	V+	0	LH0041G
DIL-14/1M	N	N	E-	N	V-	T	N	R	V+	T*	N	E+	N	N	0	LH0042CD
FLP-10/3G	E+	N	V-	T	R	V+	T*	Q	N	E-	0	LH0042CF
T05-8/1M	T	E-	E+	V-	T*	R	V+	N	0	LH0042CH
DIL-14/1M	N	N	E-	N	V-	T	N	R	V+	T*	N	E+	N	N	0	LH0042D
FLP-10/3G	E+	N	V-	T	R	V+	T*	Q	N	E-	0	LH0042F
T05-8/1M	T	E-	E+	V-	T*	R	V+	N	0	LH0042H
T05-8/1M	F*	E-	E+	V-	N	R	V+	F	0	LH0044AH
T05-8/1M	F*	E-	E+	V-	N	R	V+	F	0	LH0044AH
T05-8/1M	F*	E-	E+	V-	N	R	V+	F	0	LH0044BH
T05-8/1M	F*	E-	E+	V-	N	R	V+	F	0	LH0044CH
T05-8/1M	F*	E-	E+	V-	N	R	V+	F	0	LH0044H
DIL-14/1M	N	N	E-	N	V-	T	N	R	V+	T*	N	E+	N	N	0	LH0052CD
T05-8/1M	T	E-	E+	V-	T*	R	V+	N	0	LH0052CH
DIL-14/1M	N	N	E-	N	V-	T	N	R	V+	T*	N	E+	N	N	0	LH0052D
T05-8/1M	T	E-	E+	V-	T*	R	V+	N	0	LH0052H
T03-8/2M	Q	V+	G	F	E-	E+	V-	Q*	0	LH0061CK
T03-8/2M	Q	V+	G	F	E-	E+	V-	Q*	0	LH0061K
DIL-14/1M	N	N	E-	N	V-	T*F	ϕ	R	V+	F*T	N	E+	N	N	0	LH0062CD
T05-8/1M	T*F	E-	E+	V-	F*T	R	V+	ϕ	0	LH0062CH
DIL-14/1M	N	N	E-	N	V-	T*F	ϕ	R	V+	F*T	N	E+	N	N	0	LH0062D
T05-8/1M	T*F	E-	E+	V-	F*T	R	V+	ϕ	0	LH0062H
T03-8/2M	V+	V**	R	E+	T	T*	V-	V-	0	LH0063CK

TYPE NUMBER	MFR	APP	CMP	GBP MIN	SLEW RATE MIN	V _{S+} MAX	V _{S-} MAX	T _{OP} MAX	A _{VOL} MIN	V _{IO} MAX	I _B MAX	I _{IO} MAX	P _{TOT} MAX	I _{OUT} MIN	V _{OUT} MIN	V _{ICM} MAX	V _{IDF} MAX	dV _{IO} /dT MAX	P _O MAX	I _O MAX	CM RR MIN	PS RR MIN	R _{IN} MIN
LH0063K	NAU	VFA	INT	99MHZ	2KV/US	+20V	-20V	125C	0dB	25MV	2NA		5WF	0.2A	10V	20V		1V/C	2.25W	75MA			10G
LH101F	NAU	GPK	INT			+22V	-22V	125C	88dB	5MV	500NA	200NA	500MWF	5MA	12V	15V	30V	15uV/C		3MA	70dB	70dB	300K
LH101H	NAU	GPK	INT			+22V	-22V	125C	88dB	5MV	500NA	200NA	500MWF	5MA	12V	15V	30V	15uV/C		3MA	70dB	70dB	300K
LH201F	NAU	GPK	INT			+22V	-22V	70C	86dB	7.5MV	1.5uA	0.5uA	250MW	5MA	12V	15V	30V	30uV/C		3MA	65dB	70dB	1.50K
LH201H	NAU	GPK	INT			+22V	-22V	70C	86dB	7.5MV	1.5uA	0.5uA	250MW	5MA	12V	15V	30V	30uV/C		3MA	65dB	70dB	1.50K
LH740ACH	NAU	FET	INT	3MHZ	2V/US	+22V	-22V	85C	94dB	20MV	500pA	150pA	500MWF	5MA	12V	15V	5V	25uV/C		4MA	80dB	80dB	0.1T
LH740AH	NAU	FET	INT	3MHZ	2V/US	+22V	-22V	125C	94dB	15MV	200pA	100pA	500MWF	5MA	12V	15V	5V	25uV/C		4MA	80dB	80dB	0.1T
LH2101AD	NAU	DGU	EXT			+22V	-22V	125C	94dB	2MV	75NA	10NA	500MWF	5MA	12V	15V	30V	15uV/C		3MA	80dB	80dB	1.5M
LH2101AF	MUG	DGU	EXT			+22V	-22V	125C	94dB	2MV	75NA	10NA	500MWF	5MA	12V	15V	30V	15uV/C		3MA	80dB	80dB	1.5M
LH2101AF	NAU	DGU	EXT			+22V	-22V	125C	94dB	2MV	75NA	10NA	500MWF	5MA	12V	15V	30V	15uV/C		3MA	80dB	80dB	1.5M
LH2108AD	NAU	DSB	EXT			+20V	-20V	125C	94dB	0.5MV	2NA	0.2NA	500MWF	1MA	13V	15V	1V	5uV/C		6MA	96dB	96dB	30M
LH2108AF	MUG	DSB	EXT			+20V	-20V	125C	94dB	0.5MV	2NA	0.2NA	500MWF	1MA	13V	15V	1V	5uV/C		6MA	96dB	96dB	30M
LH2108D	NAU	DSB	EXT			+20V	-20V	125C	94dB	2MV	2NA	0.2NA	500MWF	1MA	13V	15V	1V	15uV/C		4MA	85dB	80dB	30M
LH2108F	MUG	DSB	EXT			+20V	-20V	125C	94dB	2MV	2NA	0.2NA	500MWF	1MA	13V	15V	1V	15uV/C		4MA	85dB	80dB	30M
LH2108F	NAU	DSB	EXT			+20V	-20V	125C	94dB	2MV	2NA	0.2NA	500MWF	1MA	13V	15V	1V	15uV/C		4MA	85dB	80dB	30M
LH2110D	NAU	DVF	INT		15V/US	+18V	-18V	125C	0dB	4MV	3NA		500MWF	1MA	10V	15V	15V	50uV/C		6MA		70dB	10G
LH2110F	NAU	DVF	INT		15V/US	+18V	-18V	125C	0dB	4MV	3NA		500MWF	1MA	10V	15V	15V	50uV/C		6MA		70dB	10G
LH2111D	NAU	DCP	EXT			+18V	-18V	125C	100dB	3MV	100NA	10NA	500MWF	8MA		15V	30V			6MA			
LH2111F	NAU	DCP	EXT			+18V	-18V	125C	100dB	3MV	100NA	10NA	500MWF	8MA		15V	30V			6MA			
LH2201AD	NAU	DGU	EXT			+22V	-22V	85C	94dB	2MV	75NA	10NA	500MWF	5MA	12V	15V	30V	15uV/C		4MA	80dB	80dB	1.5M
LH2201AF	MUG	DGU	EXT			+22V	-22V	85C	94dB	2MV	75NA	10NA	500MWF	5MA	12V	15V	30V	15uV/C		4MA	80dB	80dB	1.5M
LH2201AF	NAU	DGU	EXT			+22V	-22V	85C	94dB	2MV	75NA	10NA	500MWF	5MA	12V	15V	30V	15uV/C		4MA	80dB	80dB	1.5M
LH2208AD	NAU	DSB	EXT			+20V	-20V	85C	94dB	0.5MV	2NA	0.2NA	500MWF	1MA	13V	15V	1V	5uV/C		6MA	96dB	96dB	30M
LH2208AF	MUG	DSB	EXT			+20V	-20V	85C	94dB	0.5MV	2NA	0.2NA	500MWF	1MA	13V	15V	1V	5uV/C		6MA	96dB	96dB	30M
LH2208D	NAU	DSB	EXT			+20V	-20V	85C	94dB	2MV	2NA	0.2NA	500MWF	1MA	13V	15V	1V	15uV/C		4MA	85dB	80dB	30M
LH2208F	MUG	DSB	EXT			+20V	-20V	85C	94dB	2MV	2NA	0.2NA	500MWF	1MA	13V	15V	1V	15uV/C		4MA	85dB	80dB	30M
LH2208F	NAU	DSB	EXT			+20V	-20V	85C	94dB	2MV	2NA	0.2NA	500MWF	1MA	13V	15V	1V	15uV/C		4MA	85dB	80dB	30M
LH2210D	NAU	DVF	INT		15V/US	+18V	-18V	85C	0dB	4MV	3NA		500MWF	1MA	10V	15V	15V	50uV/C		6MA		70dB	10G
LH2210F	NAU	DVF	INT		15V/US	+18V	-18V	85C	0dB	4MV	3NA		500MWF	1MA	10V	15V	15V	50uV/C		6MA		70dB	10G
LH2211D	NAG	DCP	EXT			+18V	-18V	85C	100dB	3MV	100NA	10NA	500MWF	8MA		15V	30V			6MA			
LH2211F	NAU	DCP	EXT			+18V	-18V	85C	100dB	3MV	100NA	10NA	500MWF	8MA		15V	30V			6MA			
LH22201AD	NAU	DGU	EXT			+22V	-22V	70C	88dB	7.5MV	250NA	50NA	500MWF	5MA	12V	15V	30V	30uV/C		3MA	70dB	70dB	0.5M
LH22201AF	MUG	DGU	EXT			+22V	-22V	70C	88dB	7.5MV	250NA	50NA	500MWF	5MA	12V	15V	30V	30uV/C		3MA	70dB	70dB	0.5M
LH22201AF	NAU	DGU	EXT			+22V	-22V	70C	88dB	7.5MV	250NA	50NA	500MWF	5MA	12V	15V	30V	30uV/C		3MA	70dB	70dB	0.5M
LH22308AD	NAU	DSB	EXT			+20V	-20V	70C	88dB	0.5MV	7NA	1NA	500MWF	1MA	13V	15V	1V	5uV/C		8MA	96dB	96dB	10M
LH2308AF	MUG	DSB	EXT			+20V	-20V	70C	88dB	0.5MV	7NA	1NA	500MWF	1MA	13V	15V	1V	5uV/C		8MA	96dB	96dB	10M
LH2308D	NAU	DSB	EXT			+20V	-20V	70C	88dB	7.5MV	7NA	1NA	500MWF	1MA	13V	15V	1V	30uV/C			80dB	80dB	10M
LH2308F	MUG	DSB	EXT			+20V	-20V	70C	88dB	7.5MV	7NA	1NA	500MWF	1MA	13V	15V	1V	30uV/C			80dB	80dB	10M
LH2308F	NAU	DSB	EXT			+20V	-20V	70C	88dB	7.5MV	7NA	1NA	500MWF	1MA	13V	15V	1V	30uV/C			80dB	80dB	10M
LH2310D	NAU	DVF	INT		15V/US	+18V	-18V	70C	0dB	7.5MV	7NA		500MWF	1MA	10V	15V	15V	50uV/C		6MA		70dB	10G
LH2310F	NAU	DVF	INT		15V/US	+18V	-18V	70C	0dB	7.5MV	7NA		500MWF	1MA	10V	15V	15V	50uV/C		6MA		70dB	10G
LH2311D	NAU	DCP	EXT			+18V	-18V	70C	100dB	7.5MV	250NA	50NA	500MWF	8MA		15V	30V			8MA			
LH2311F	NAU	DCP	EXT			+18V	-18V	70C	100dB	7.5MV	250NA	50NA	500MWF	8MA		15V	30V			8MA			
LH24250CD	NAU	DPR	INT			+18V	-18V	70C	95dB	6MV	30NA	10NA	500MWF	5MA	10V	15V	15V				70dB	76dB	3M
LH24250CF	NAU	DPR	INT			+18V	-18V	70C	95dB	6MV	30NA	10NA	500MWF	5MA	10V	15V	15V				70dB	76dB	3M
LH24250D	NAU	DPR	INT			+18V	-18V	125C	100dB	3MV	15NA	5NA	500MWF	5MA	10V	15V	15V				70dB	76dB	3M
LH24250F	NAU	DPR	INT			+18V	-18V	125C	100dB	3MV	15NA	5NA	500MWF	5MA	10V	15V	15V				70dB	76dB	3M
LM101AD	NAU	GPU	EXT			+22V	-22V	125C	94dB	2MV	75NA	10NA	500MWF	5MA	12V	15V	30V	15uV/C		3MA	80dB	80dB	1.5M
LM101AF	NAU	GPU	EXT			+22V	-22V	125C	94dB	2MV	75NA	10NA	500MWF	5MA	12V	15V	30V	15uV/C		3MA	80dB	80dB	1.5M
LM101AF	SJU	GPU	EXT			+22V	-22V	125C	94dB	2MV	75NA	10NA	500MWF	5MA	12V	15V	30V	15uV/C			80dB	80dB	1.5M
LM101AH	NAU	GPU	EXT			+22V	-22V	125C	94dB	2MV	75NA	10NA	500MWF	5MA	12V	15V	30V	15uV/C		3MA	80dB	80dB	1.5M
LM101AJ	NAU	GPU	EXT			+22V	-22V	125C	94dB	2MV	75NA	10NA	500MWF	5MA	12V	15V	30V	15uV/C		3MA	80dB	80dB	1.5M
LM101AJ-14	NAU	GPU	EXT			+22V	-22V	125C	94dB	2MV	75NA	10NA	500MWF	5MA	12V	15V	30V	15uV/C		3MA	80dB	80dB	1.5M
LM101AN(8)	MUG	GPU	EXT			+22V	-22V	125C	94dB	2MV	75NA	10NA	500MWF	5MA	12V	15V	30V	15uV/C		3MA	80dB	80dB	1.5M
LM101AT	SJU	GPU	EXT			+22V	-22V	125C	94dB	2MV	75NA	10NA	500MWF	5MA	12V	15V	30V	15uV/C			80dB	80dB	1.5M
LM101AV	MUG	GPU	EXT			+22V	-22V	125C	94dB	2MV	75NA	10NA	500MWF	5MA	12V	15V	30V	15uV/C		3MA	80dB	80dB	1.5M
LM101D	SJU	GPU	EXT			+22V	-22V	125C	94dB	5MV	1.5uA	0.5uA	500MWF	5MA	12V	15V	30V	15uV/C		3MA	70dB	70dB	300K
LM101F	MUG	GPU	EXT			+22V	-22V	125C	94dB	5MV	1.5uA	0.5uA	500MWF	5MA	12V	15V	30V	15uV/C	</				

For detailed explanations of column heading notations, see App. A.

Also for ready references the more important abbreviations used in the column headings are listed below:

LEFT HAND PAGE
APP = application

(codes at APP.E.)
CMRR = common mode rejection ratio

CMP = compensation (frequency)

dV_{IO}/dT = input offset voltage temperature drift

GBP = gain bandwidth product

I_B = input bias current
 I_{IO} = input bias offset current

I_Q = quiescent supply current

MFR = manufacturer (codes at App.C.)

P_Q = quiescent power consumer

PSRR = power supply rejection ratio

V_{ICM} = common mode input voltage rating

V_{IDF} = differential input voltage rating

V_{IO} = input offset voltage
 V_S = dc supply voltage

RIGHT HAND PAGE
Lead out coding summary (details at APP.G.) for different cases (APP.F.)

A = gain adjust
B = bias adjust
C = case

E- = inverting input
E+ = non-inverting input

F, F* = input frequency compensation

G = ground
J = high level input

K = output, open collector
L = output, open emitter

M = metal case
N = not connected
Q = special terminal

R, R* = outputs
S = strobe

T, T* = offset balance
V+ = +ve dc supply
V- = -ve dc supply

W = guard ring
X = blank position, no lead

++ = +ve supplementary dc supply
-- = -ve supplementary dc supply

∅, ∅* = output frequency compensation

CASE (APP.F)	LD 1	LD 2	LD 3	LD 4	LD 5	LD 6	LD 7	LD 8	LD 9	LD 10	LD 11	LD 12	LD 13	LD 14	LD 15	LD 16	EUROPE SUBSTITUTION	USA SUBSTITUTION	1 S S	TYPE NUMBER
T03-8/2M	V+	V+	R	E+	T	T*	V-	V-											0	LH0063K
FLP-10/3M	N	N	E-	E+	V-	N	R	V+	N	N							SFC2107PM	LM107F	0	LH101F
T05-8/1M	N	E-	E+	V-	N	R	V+	N									SFC2107M	LM107H	0	LH101H
FLP-10/3M	N	N	E-	E+	V-	N	R	V+	N	N							SFC2207PT	LM207F	0	LH201F
T05-8/1M	N	E-	E+	V-	N	R	V+	N									SFC2207	LM207H	0	LH201H
T05-8/1M	T	E-	E+	V-	T*	R	V+	N										NE536	0	LH740ACH
T05-8/1M	T	E-	E+	V-	T*	R	V+	N										SU536	0	LH740AH
DIL-16/1M	V+1	∅1	T∅1	E-1	E+1	V-	T*2	R2	V+2	∅*2	T∅2	E-2	E+2	T*1	N	R1	AM1501DM	AMLH2101AD	0	LH2101AD
DIL-16/1C	V+1	∅*1	T∅1	E-1	E+1	V-	T*2	R2	V+2	∅*2	T∅2	E-2	E+2	T*1	N	R1		LH2101AD	0	LH2101AF
FLP-16/3M	V+1	∅*1	T∅1	E-1	E+1	V-	T*2	R2	V+2	∅*2	T∅2	E-2	E+2	T*1	N	R1	AM1501FM	AMLH2101AF	0	LH2101AF
DIL-16/1M	V+1	∅1	F1	E-1	E+1	V-	N	R2	V+2	∅2	F2	E-2	E+2	N	N	R1		LH2108AF	0	LH2108AD
DIL-16/1C	V+1	∅1	F1	E-1	E+1	V-	N	R2	V+2	∅2	F2	E-2	E+2	N	N	R1		LH2108AD	0	LH2108AF
DIL-16/1M	V+1	∅1	F1	E-1	E+1	V-	N	R2	V+2	∅2	F2	E-2	E+2	N	N	R1		LH2108AD	0	LH2108D
DIL-16/1C	V+1	∅1	F1	E-1	E+1	V-	N	R2	V+2	∅2	F2	E-2	E+2	N	N	R1		LH2108AF	0	LH2108F
FLP-16/3G	V+1	∅1	F1	E-1	E+1	V-	N	R2	V+2	∅2	F2	E-2	E+2	N	N	R1			0	LH2108F
DIL-16/1M	V+1	T1	T*1	E+1	L2	V-	N	R2	V+2	T2	T*2	E+2	L1	N	N	R1			0	LH2110D
FLP-16/3M	V+1	T1	T*1	E+1	L2	V-	N	R2	V+2	T2	T*2	E+2	L1	N	N	R1			0	LH2110F
DIL-16/1M	V+1	L1	E+1	E-1	V-	T*2	TS2	K2	V+2	L2	E+2	E-2	T*1	TS1	K1	N	AM1500DM	AMLH2111D	0	LH2111D
FLP-16/3M	V+1	L1	E+1	E-1	V-	T*2	TS2	K2	V+2	L2	E+2	E-2	T*1	TS1	K1	N	AM1500FM	AMLH2111F	0	LH2111F
DIL-16/1M	V+1	∅*1	T∅1	E-1	E+1	V-	T*2	R2	V+2	∅*2	T∅2	E-2	E+2	T*1	N	R1	AM1501DL	AMLH2201AD	0	LH2201AD
DIL-16/1C	V+1	∅*1	T∅1	E-1	E+1	V-	T*2	R2	V+2	∅*2	T∅2	E-2	E+2	T*1	N	R1		LH2201AD	0	LH2201AF
FLP-16/3M	V+1	∅*1	T∅1	E-1	E+1	V-	T*2	R2	V+2	∅*2	T∅2	E-2	E+2	T*1	N	R1	AM1501FL	LH2101AF	0	LH2201AF
DIL-16/1M	V+1	∅1	F1	E-1	E+1	V-	N	R2	V+2	∅2	F2	E-2	E+2	N	N	R1		LH2208AF	0	LH2208AD
DIL-16/1C	V+1	∅1	F1	E-1	E+1	V-	N	R2	V+2	∅2	F2	E-2	E+2	N	N	R1		LH2208AD	0	LH2208AF
DIL-16/1M	V+1	∅1	F1	E-1	E+1	V-	N	R2	V+2	∅2	F2	E-2	E+2	N	N	R1		LH2208F	0	LH2208D
DIL-16/1C	V+1	∅1	F1	E-1	E+1	V-	N	R2	V+2	∅2	F2	E-2	E+2	N	N	R1		LH2208D	0	LH2208F
FLP-16/3G	V+1	∅1	F1	E-1	E+1	V-	N	R2	V+2	∅2	F2	E-2	E+2	N	N	R1		LH2108F	0	LH2208F
DIL-16/1M	V+1	T1	T*1	E+1	L2	V-	N	R2	V+2	T2	T*2	E+2	L1	N	N	R1		LH2110F	0	LH2210D
FLP-16/3M	V+1	T1	T*1	E+1	L2	V-	N	R2	V+2	T2	T*2	E+2	L1	N	N	R1		LH2110F	0	LH2210F
DIL-16/1M	V+1	L1	E+1	E-1	V-	T*2	TS2	K2	V+2	L2	E+2	E-2	T*1	TS1	K1	N	AM1500DL	AMLH2111D	0	LH2211D
FLP-16/3M	V+1	L1	E+1	E-1	V-	T*2	TS2	K2	V+2	L2	E+2	E-2	T*1	TS1	K1	N	AM1500FL	AMLH2211F	0	LH2211F
DIL-16/1M	V+1	∅*1	T∅1	E-1	E+1	V-	T*2	R2	V+2	∅*2	T∅2	E-2	E+2	T*1	N	R1	AM1501DC	LH2201AD	0	LH2301AD
DIL-16/1C	V+1	∅*1	T∅1	E-1	E+1	V-	T*2	R2	V+2	∅*2	T∅2	E-2	E+2	T*1	N	R1		LH2301AD	0	LH2301AF
FLP-16/3M	V+1	∅*1	T∅1	E-1	E+1	V-	T*2	R2	V+2	∅*2	T∅2	E-2	E+2	T*1	N	R1	AM1501FC	AMLH2301AF	0	LH2301AF
DIL-16/1M	V+1	∅1	F1	E-1	E+1	V-	N	R2	V+2	∅2	F2	E-2	E+2	N	N	R1		LH2308AF	0	LH2308AD
DIL-16/1C	V+1	∅1	F1	E-1	E+1	V-	N	R2	V+2	∅2	F2	E-2	E+2	N	N	R1		LH2308AD	0	LH2308AF
DIL-16/1M	V+1	∅1	F1	E-1	E+1	V-	N	R2	V+2	∅2	F2	E-2	E+2	N	N	R1		LH2308F	0	LH2308D
DIL-16/1C	V+1	∅1	F1	E-1	E+1	V-	N	R2	V+2	∅2	F2	E-2	E+2	N	N	R1		LH2308D	0	LH2308F
FLP-16/3G	V+1	∅1	F1	E-1	E+1	V-	N	R2	V+2	∅2	F2	E-2	E+2	N	N	R1		LH2208F	0	LH2308F
DIL-16/1M	V+1	T1	T*1	E+1	L2	V-	N	R2	V+2	T2	T*2	E+2	L1	N	N	R1		LH2210D	0	LH2310D
FLP-16/3M	V+1	T1	T*1	E+1	L2	V-	N	R2	V+2	T2	T*2	E+2	L1	N	N	R1		LH2210F	0	LH2310F
DIL-16/1M	V+1	L1	E+1	E-1	V-	T*2	TS2	K2	V+2	L2	E+2	E-2	T*1	TS1	K1	N	AM1500DC	AMLH2311D	0	LH2311D
FLP-16/3M	V+1	L1	E+1	E-1	V-	T*2	TS2	K2	V+2	L2	E+2	E-2	T*1	TS1	K1	N	AM1500FC	AMLH2311F	0	LH2311F
DIL-16/1M	V+1	B1	T1	E-1	E+1	V-	T*2	R2	V+2	B2	T2	E-2	E+3	T*1	N	R1	AM1500CF	LH24250D	0	LH24250CD
FLP-16/3M	V+1	B1	T1	E-1	E+1	V-	T*2	R2	V+2	B2	T2	E-2	E+3	T*1	N	R1		LH24250CF	0	LH24250CF
DIL-16/1M	V+1	B1	T1	E-1	E+1	V-	T*2	R2	V+2	B2	T2	E-2	E+3	T*1	N	R1			0	LH24250D
FLP-16/3M	V+1	B1	T1	E-1	E+1	V-	T*2	R2	V+2	B2	T2	E-2	E+3	T*1	N	R1			0	LH24250F
DIL-14/1M	N	N	FT	E-	E+	V-	N	N	T*	R	V+	F*	N	N				UA101AD	0	LH24250F
FLP-10/3M	N	N	FT	E-	E+	V-	N	N	T*	R	V+	F*	N	N			SFC2101APM	UA101AF	0	LM101AF
DIL-14/1C	N	N	FT	E-	E+	V-	N	N	T*	R	V+	F*	N	N			UA101AD	LM101AJ14	0	LM101AF
T05-8/1M	FT	E-	E+	V-M	T*	R	V+	F*									SFC2101A	UA101AH	0	LM101AH
DIL-14/1M	N	N	FT	E-	E+	V-	N	N	T*	R	V+	F*	N	N				UA101AD	0	LM101AJ
DIL-14/1M	N	N	FT	E-	E+	V-	N	N	T*	R	V+	F*	N	N				UA101AD	0	LM101AJ-14
DIL-8/1P	FT	E-	E+	V-	T*	R	V+	F*									SN52101AJ	LM101AY	0	LM101AN(8)
T05-8/1M	FT	E-	E+	V-M	T*	R	V+	F*									SFC2101A	LM101AH	0	LM101AT
DIL-8/1P	FT	E-	E+	V-	T*	R	V+	F*									SN52101AJ	LM101AY	0	LM101AY
DIL-14/1C	N	N	FT	E-	E+	V-	N	N	T*	R	V+	F*	N	N			UA101AD	LM101AJ14	0	LM101D
DIL-14/1C	N	N	FT	E-	E+	V-	N	N	T*	R	V+	F*	N	N			UA101AD	LM101J14	0	LM101F
FLP-10/3M	N	FT	E-	E+	V-	T*	R	V+	F*	N							SFC2101APM	UA101AF	0	LM101F
T05-8/1M	FT	E-	E+	V-M	T*	R	V+	F*									SFC2101A	UA101H	0	LM101H

TYPE NUMBER	MFR	APP	COMP	GBP MIN	SLEW RATE MIN	Vs+ MAX	Vs- MAX	T _{OP} MAX	A _{VOL} MIN	V _{IO} MAX	I _b MAX	I _{IO} MAX	P _{TOT} MAX	I _{OUT} MIN	V _{OUT} MIN	V _{ICM} MAX	V _{IDF} MAX	dV _{IO} /dT MAX	P _O MAX	I _O MAX	CM RR MIN	PS RR MIN	R _{IN} MIN
LM101J14	NAU	GPU	EXT	.	.	+22V	-22V	125C	94dB	5MV	1.5uA	0.5uA	500MWF	5MA	12V	15V	30V	15uV/C	.	3MA	70dB	70dB	300K
LM101N-14	SJU	GPU	EXT	.	.	+22V	-22V	125C	94dB	5MV	1.5uA	0.5uA	500MWF	5MA	12V	15V	30V	15uV/C	.	3MA	70dB	70dB	300K
LM101Q	SJU	GPU	EXT	.	.	+22V	-22V	125C	94dB	5MV	1.5uA	0.5uA	500MWF	5MA	12V	15V	30V	15uV/C	.	3MA	70dB	70dB	300K
LM101T	MUG	GPU	EXT	.	.	+22V	-22V	125C	94dB	5MV	1.5uA	0.5uA	500MWF	5MA	12V	15V	30V	15uV/C	.	3MA	70dB	70dB	300K
LM102D	ADU	VFA	INT	.	.	+18V	-18V	125C	0dB	5MV	10NA	.	500MWF	1MA	10V	.	.	30uV/C	.	6MA	.	60dB	10G
LM102F	ING	VFA	INT	.	.	+18V	-18V	125C	0dB	5MV	10NA	.	500MWF	1MA	10V	.	.	30uV/C	.	6MA	.	60dB	10G
LM102H	NAU	VFA	INT	.	.	+18V	-18V	125C	0dB	5MV	10NA	.	500MWF	1MA	10V	.	.	30uV/C	.	6MA	.	60dB	10G
LM106F	NAU	CPR	EXT	.	.	+15V	-15V	125C	84dB	2MV	20uA	3uA	600MWF	50MA	2.5V	.	.	10uV/C	163mW
LM106H	NAU	CPR	EXT	.	.	+15V	-15V	125C	84dB	2MV	20uA	3uA	600MWF	50MA	2.5V	.	.	10uV/C	163mW
LM107D	NAU	GPK	INT	.	.	+22V	-22V	125C	94dB	2MV	75NA	10NA	500MWF	5MA	12V	15V	30V	15uV/C	.	3MA	80dB	80dB	1.5M
LM107F	MUG	GPK	INT	.	.	+22V	-22V	125C	94dB	2MV	75NA	10NA	500MWF	5MA	12V	15V	30V	15uV/C	.	3MA	80dB	80dB	1.5M
LM107H	NAU	GPK	INT	.	.	+22V	-22V	125C	94dB	2MV	75NA	10NA	500MWF	5MA	12V	15V	30V	15uV/C	.	3MA	80dB	80dB	1.5M
LM107J	NAU	GPK	INT	.	.	+22V	-22V	125C	94dB	2MV	75NA	10NA	500MWF	5MA	12V	15V	30V	15uV/C	.	3MA	80dB	80dB	1.5M
LM107J-14	NAU	GPK	INT	.	.	+22V	-22V	125C	94dB	2MV	75NA	10NA	500MWF	5MA	12V	15V	30V	15uV/C	.	3MA	80dB	80dB	1.5M
LM107N	SJU	GPK	INT	.	.	+22V	-22V	125C	94dB	2MV	75NA	10NA	500MWF	5MA	12V	15V	30V	15uV/C	.	3MA	80dB	80dB	1.5M
LM107T	MUG	GPK	INT	.	.	+22V	-22V	125C	94dB	2MV	75NA	10NA	500MWF	5MA	12V	15V	30V	15uV/C	.	3MA	80dB	80dB	1.5M
LM108AD	NAU	SBA	EXT	.	.	+20V	-20V	125C	98dB	0.5MV	2NA	0.2NA	500MWF	1MA	13V	15V	1V	5uV/C	.	6MA	96dB	96dB	30M
LM108AF	MUG	SBA	EXT	.	.	+20V	-20V	125C	98dB	0.5MV	2NA	0.2NA	500MWF	1MA	13V	15V	1V	5uV/C	.	6MA	96dB	96dB	30M
LM108AF	NAU	SBA	EXT	.	.	+20V	-20V	125C	98dB	0.5MV	2NA	0.2NA	500MWF	1MA	13V	15V	1V	5uV/C	.	6MA	96dB	96dB	30M
LM108AH	NAU	SBA	EXT	.	.	+20V	-20V	125C	98dB	0.5MV	2NA	0.2NA	500MWF	1MA	13V	15V	1V	5uV/C	.	6MA	96dB	96dB	30M
LM108AJ	NAU	SBA	EXT	.	.	+20V	-20V	125C	98dB	0.5MV	2NA	0.2NA	500MWF	1MA	13V	15V	1V	5uV/C	.	6MA	96dB	96dB	30M
LM108AT	SJU	SBA	EXT	.	.	+20V	-20V	125C	98dB	0.5MV	2NA	0.2NA	500MWF	1MA	13V	15V	1V	5uV/C	.	6MA	96dB	96dB	30M
LM108D	NAU	SBA	EXT	.	.	+20V	-20V	125C	96dB	2MV	2NA	0.2NA	500MWF	1MA	13V	15V	1V	15uV/C	.	6MA	85dB	80dB	30M
LM108F	NAU	SBA	EXT	.	.	+20V	-20V	125C	96dB	2MV	2NA	0.2NA	500MWF	1MA	13V	15V	1V	15uV/C	.	6MA	85dB	80dB	30M
LM108F	SJU	SBA	EXT	.	.	+20V	-20V	125C	96dB	2MV	2NA	0.2NA	500MWF	1MA	13V	15V	1V	15uV/C	.	6MA	85dB	80dB	30M
LM108H	NAU	SBA	EXT	.	.	+20V	-20V	125C	96dB	2MV	2NA	0.2NA	500MWF	1MA	13V	15V	1V	15uV/C	.	6MA	85dB	80dB	30M
LM108J	NAU	SBA	EXT	.	.	+20V	-20V	125C	96dB	2MV	2NA	0.2NA	500MWF	1MA	13V	15V	1V	15uV/C	.	6MA	85dB	80dB	30M
LM108T	SJU	SBA	EXT	.	.	+20V	-20V	125C	96dB	2MV	2NA	0.2NA	500MWF	1MA	13V	15V	1V	15uV/C	.	6MA	85dB	80dB	30M
LM110D	NAU	VFA	INT	.	15V/uS	+18V	-18V	125C	0dB	4MV	3NA	.	500MWF	1MA	10V	15V	15V	50uV/C	.	6MA	.	70dB	10G
LM110F	NAU	VFA	INT	.	15V/uS	+18V	-18V	125C	0dB	4MV	3NA	.	500MWF	1MA	10V	15V	15V	50uV/C	.	6MA	.	70dB	10G
LM110H	NAU	VFA	INT	.	15V/uS	+18V	-18V	125C	0dB	4MV	3NA	.	500MWF	1MA	10V	15V	15V	50uV/C	.	6MA	.	70dB	10G
LM111D	NAU	CPR	EXT	.	.	+18V	-18V	125C	100dB	3MV	100NA	10NA	500MWF	.	.	15V	30V	.	.	6MA	.	.	.
LM111F	MUG	CPR	EXT	.	.	+18V	-18V	125C	100dB	3MV	100NA	10NA	500MWF	.	.	15V	30V	.	.	6MA	.	.	.
LM111F	NAU	CPR	EXT	.	.	+18V	-18V	125C	100dB	3MV	100NA	10NA	500MWF	.	.	15V	30V	.	.	6MA	.	.	.
LM111H	NAU	CPR	EXT	.	.	+18V	-18V	125C	100dB	3MV	100NA	10NA	500MWF	.	.	15V	30V	.	.	6MA	.	.	.
LM111J	NAU	CPR	EXT	.	.	+18V	-18V	125C	100dB	3MV	100NA	10NA	500MWF	.	.	15V	30V	.	.	6MA	.	.	.
LM111T	SJU	CPR	EXT	.	.	+18V	-18V	125C	100dB	3MV	100NA	10NA	500MWF	.	.	15V	30V	.	.	6MA	.	.	.
LM112D	NAU	SBA	INT	.	.	+20V	-20V	125C	94dB	2MV	2NA	0.2NA	500MWF	1MA	13V	14V	14V	15uV/C	.	6MA	85dB	80dB	30M
LM112F	NAU	SBA	INT	.	.	+20V	-20V	125C	94dB	2MV	2NA	0.2NA	500MWF	1MA	13V	14V	14V	15uV/C	.	6MA	85dB	80dB	30M
LM112H	NAU	SBA	INT	.	.	+20V	-20V	125C	94dB	2MV	2NA	0.2NA	500MWF	1MA	13V	14V	14V	15uV/C	.	6MA	85dB	80dB	30M
LM118D	NAU	XSR	INT	.	50V/uS	+20V	-20V	125C	94dB	4MV	250NA	50NA	500MWF	6MA	12V	15V	1V	.	.	8MA	80dB	70dB	1M
LM118F	NAU	XSR	INT	.	50V/uS	+20V	-20V	125C	94dB	4MV	250NA	50NA	500MWF	6MA	12V	15V	1V	.	.	8MA	80dB	70dB	1M
LM118H	NAU	XSR	INT	.	50V/uS	+20V	-20V	125C	94dB	4MV	250NA	50NA	500MWF	6MA	12V	15V	1V	.	.	8MA	80dB	70dB	1M
LM119D	NAU	DCP	INT	.	.	+18V	-18V	125C	80dB	4MV	500NA	75NA	500MWF	.	.	15V	5V	.	.	12MA	.	.	.
LM119F	MUG	DCP	INT	.	.	+18V	-18V	125C	80dB	4MV	500NA	75NA	500MWF	.	.	15V	5V	.	.	12MA	.	.	.
LM119H	NAU	DCP	INT	.	.	+18V	-18V	125C	80dB	4MV	500NA	75NA	500MWF	.	.	15V	5V	.	.	12MA	.	.	.
LM119H	NAU	DCP	INT	.	.	+18V	-18V	125C	80dB	4MV	500NA	75NA	500MWF	.	.	15V	5V	.	.	12MA	.	.	.
LM119J	NAU	DCP	INT	.	.	+18V	-18V	125C	80dB	4MV	500NA	75NA	500MWF	.	.	15V	5V	.	.	12MA	.	.	.
LM119K	MUG	DCP	INT	.	.	+18V	-18V	125C	80dB	4MV	500NA	75NA	500MWF	.	.	15V	5V	.	.	12MA	.	.	.
LM121AD	NAU	PIA	EXT	.	.	+20V	-20V	125C	24dB	0.4MV	10NA	0.5NA	500MWF	.	.	15V	15V	0.2uV/C	.	2MA	126dB	120dB	4M
LM121AF	NAU	PIA	EXT	.	.	+20V	-20V	125C	24dB	0.4MV	10NA	0.5NA	500MWF	.	.	15V	15V	0.2uV/C	.	2MA	126dB	120dB	4M
LM121AH	NAU	PIA	EXT	.	.	+20V	-20V	125C	24dB	0.4MV	10NA	0.5NA	500MWF	.	.	15V	15V	0.2uV/C	.	2MA	126dB	120dB	4M
LM121D	NAU	PIA	EXT	.	.	+20V	-20V	125C	24dB	0.7MV	10NA	1NA	500MWF	.	.	15V	15V	1uV/C	.	2MA	120dB	120dB	4M
LM121F	NAU	PIA	EXT	.	.	+20V	-20V	125C	24dB	0.7MV	10NA	1NA	500MWF	.	.	15V	15V	1uV/C	.	2MA	120dB	120dB	4M
LM121H	NAU	PIA	EXT	.	.	+20V	-20V	125C	24dB	0.7MV	10NA	1NA	500MWF	.	.	15V	15V	1uV/C	.	2MA	120dB	120dB	4M
LM124AD	NAU	QK	INT	.	.	+16V	-16V	125C	94dB	2MV	50NA	10NA	900MWF	.	.	16V	16V	20uV/C	.	2MA	70dB	65dB	.
LM124AF	NAU	QK	INT	.	.	+16V	-16V	125C	94dB	2MV	50NA	10NA	900MWF	.	.	16V	16V	20uV/C	.	2MA	70dB	65dB	.
LM124AJ	NAU	QK	INT	.	.	+16V	-16V	125C	94dB	2MV	50NA	10NA	900MWF	.	.	16V	16V	20uV/C	.	2MA	70dB	65dB	.

For detailed explanations of column heading notations, see App. A.

Also for ready references the more important abbreviations used in the column headings are listed below:

- LEFT HAND PAGE
- APP = application (codes at APP.E.)
- CMRR = common mode rejection ratio
- CMP = compensation (frequency)
- dV_{IO}/dT = input offset voltage temperature drift
- GBP = gain bandwidth product
- I_B = input bias current
- I_{IO} = input bias offset current
- I_Q = quiescent supply current
- MFR = manufacturer (codes at App.C.)
- P_Q = quiescent power consumer
- PSRR = power supply rejection ratio
- V_{ICM} = common mode input voltage rating
- V_{IDF} = differential input voltage rating
- V_{IO} = input offset voltage
- V_S = dc supply voltage

RIGHT HAND PAGE

Lead out coding summary (details at APP.G.) for different cases (APP.F.)

- A = gain adjust
- B = bias adjust
- C = case
- E- = inverting input
- E+ = non-inverting input
- F,F* = input frequency compensation
- G = ground
- J = high level input
- K = output, open collector
- L = output, open emitter
- M = metal case
- N = not connected
- Q = special terminal
- R,R* = outputs
- S = strobe
- T,T* = offset balance
- V+ = +ve dc supply
- V- = -ve dc supply
- W = guard ring
- X = blank position, no lead
- ++ = +ve supplementary dc supply
- = -ve supplementary dc supply
- ϕ,ϕ^* = output frequency compensation

CASE (APP.F)	LD 1	LD 2	LD 3	LD 4	LD 5	LD 6	LD 7	LD 8	LD 9	LD 10	LD 11	LD 12	LD 13	LD 14	LD 15	LD 16	EUROPE SUBSTITUTE	USA SUBSTITUTE	IS	TYPE NUMBER
DIL-14/1M	N	N	FT	E-	E+	V-	N	N	T*	R	V+	F*	N	N	.	.	.	UA101D	0	LM101J14
DIL-14/1P	N	N	FT	E-	E+	V-	N	N	T*	R	V+	F*	N	N	.	.	UA101AD	LM101AJ14	0	LM101N-14
DIL-10/1P	N	FT	E-	E+	V-	T*	R	V+	F*	N	0	LM101Q
T05-8/1M	FT	E-	E+	V-	T*	R	V+	F*	N	SFC2101A	LM101H	0	LM101T
DIL-14/1C	N	N	T	N	E+	V-	N	N	L	R	V+	T*	N	N	0	LM102D
FLP-10/3G	N	T	N	E+	V-	L	R	V+	T*	N	AML102F	102(FLP)	0	LM102F
T05-8/1M	T	N	E+	V-	L	R	V+	T*	UA102M	0	LM102H
FLP-14/3G	N	G	E+	E-	N	V-	S1	S2	R	N	V+	N	N	N	.	.	.	SNS2106FA	0	LM106F
T05-8/1M	G	E+	E-	V-M	S1	S2	R	V+	SNS2106L	0	LM106H
DIL-14/1M	N	N	N	E-	E+	V-	N	N	N	R	V+	N	N	N	.	.	.	SNS2107JA	0	LM107D
DIL-14/1C	N	N	N	E-	E+	V-	N	N	N	R	V+	N	N	N	.	.	SNS2107JA	LM107D	0	LM107F
FLP-10/3G	N	N	E-	E+	V-	N	R	V+	N	N	SFC2107PM	UA107H	0	LM107G
T05-8/1M	N	E+	E+	V-M	N	R	V+	N	SFC2107M	UA107H	0	LM107H
DIL-8/1C	N	E-	E+	V-	N	R	V+	N	SNS2107JP	0	LM107J
DIL-14/1C	N	N	N	E-	E+	V-	N	N	N	R	V+	N	N	N	.	.	.	SNS2107JA	0	LM107J-14
DIL-8/1P	N	E-	E+	V-	N	R	V+	N	SNS2107JP	LM107J	0	LM107N
T05-8/1M	N	E-	E+	V-M	N	R	V+	N	UA107H	LM107H	0	LM107T
DIL-14/1G	N	F	N	E-	E+	N	V-	N	N	R	V+	F*	N	N	.	.	SNS2108AJA	UA108AD	0	LM108AD
DIL-14/1C	N	F	N	E-	E+	N	V-	N	N	R	V+	F*	N	N	.	.	UA108AD	LM108AJ	0	LM108AF
FLP-10/3G	N	N	E-	E+	N	V-	R	V+	F*	F	UA108AD	UA108AF	0	LM108AJ
T05-8/1M	F	E-	E+	V-M	N	R	V+	F*	SFC2108A	UA108AH	0	LM108AH
DIL-14/1C	N	F	N	E-	E+	N	V-	N	N	R	V+	F*	N	N	.	.	SNS2108AJA	UA108AD	0	LM108AJ
T05-8/1M	F	E-	E+	V-M	N	R	V+	F*	SFC2108A	LM108AH	0	LM108AT
DIL-14/1M	N	F	N	E-	E+	N	V-	N	N	R	V+	F*	N	N	.	.	SNS2108JA	UA108D	0	LM108D
FLP-10/3G	N	N	E-	E+	N	V-	R	V+	F*	F	SFC2108PM	UA108F	0	LM108F
DIL-14/1C	N	F	N	E-	E+	N	V-	N	N	R	V+	F*	N	N	.	.	UA108D	LM108D	0	LM108F
T05-8/1M	F	E-	E+	V-M	N	R	V+	F*	SFC2108M	UA108H	0	LM108H
DIL-14/1C	N	F	N	E-	E+	N	V-	N	N	R	V+	F*	N	N	.	.	SNS2108JA	UA108D	0	LM108J
T05-8/1M	F	E-	E+	V-M	N	R	V+	F*	SFC2108M	LM108H	0	LM108T
DIL-14/1M	N	N	T	N	E+	V-	N	N	L	R	V+	T*	N	N	.	.	.	SNS2110JA	0	LM110D
FLP-10/3G	N	T	N	E+	V-	L	R	V+	T*	N	MLM110F	0	LM110F
T05-8/1M	T	N	E+	V-	L	R	V+	T*	SFC2110M	UA110M	0	LM110H
DIL-14/1C	N	N	T	N	E+	V-	N	N	L	R	V+	T*	N	N	.	.	SNS2110JA	SNS2110JA	0	LM110J
DIL-14/1M	N	G	E+	E-	N	V-	T	T*S	R	N	V+	N	N	N	.	.	SNS2111J	SNS2111J	0	LM111D
DIL-14/1C	N	G	E+	E-	N	V-	T	T*S	R	N	V+	N	N	N	.	.	LM111D	LM111J	0	LM111F
FLP-10/3G	G	E+	E-	N	V-	T	T*S	N	R	V+	SNS2111FA	0	LM111F
T05-8/1M	G	E+	E-	V-	T	T*S	R	V+	SFC2111M	SG111T	0	LM111H
DIL-14/1C	N	G	E+	E-	N	V-	T	T*S	R	N	V+	N	N	N	.	.	.	LM111D	0	LM111J
T05-8/1M	G	E+	E-	V-	T	T*S	R	V+	SFC2111M	LM111H	0	LM111T
DIL-14/1M	N	T	W	E-	E+	W*	V-	N	F	R	V+	T*	N	N	0	LM112D
FLP-10/3G	N	W	E-	E+	W*	V-	R	V+	T	T*	MLM112F	0	LM112F
T05-8/1M	T	E-	E+	V-	F	R	V+	T*	0	LM112H
DIL-14/1M	N	N	T*F	E-	E+	V-	N	N	F*T	R	V+	\emptyset	N	N	.	.	.	SNS2118JA	0	LM118D
FLP-10/3G	N	T*F	E-	E+	V-	F*T	R	V+	\emptyset	N	SNS2118FA	0	LM118F
T05-8/1M	T*F	E-	E+	V-	F*T	R	V+	\emptyset	TDC0118CM	SNS2118L	0	LM118H
DIL-14/1M	N	N	G1	E+1	E-1	V-	R2	G2	E+2	E-2	V+	R1	N	N	.	.	TDC0119DC	MLM119D	0	LM119D
DIL-14/1C	N	N	G1	E+1	E-1	V-	R2	G2	E+2	E-2	V+	R1	N	N	.	.	TDC0119DC	LM119J	0	LM119F
FLP-10/3G	R1	G1	E+1	E-1	V-	R2	G2	E+2	E-2	V+	0	LM119F
T05-10/1M	R1	G1	E+1	E-1	V-	R2	G2	E+2	E-2	V+	TDC0119CM	MLM119H	0	LM119H
DIL-14/1C	N	N	G1	E+1	E-1	V-	R2	G2	E+2	E-2	V+	R1	N	N	.	.	TDC0119DC	LM119D	0	LM119J
T05-10/1M	R1	G1	E+1	E-1	V-	R2	G2	E+2	E-2	V+	TDC0119CM	LM119H	0	LM119K
DIL-14/1M	N	R	W	E-	E+	W*	V-	N	T	T*	V+	R*	N	N	0	LM121AD
FLP-10/3G	R	W	E-	E+	W*	V-	T	T*	V+	R*	0	LM121AF
T05-8/1M	R	E-	E+	V-	T	T*	V+	R*	0	LM121AH
DIL-14/1M	N	R	W	E-	E+	W*	V-	N	T	T*	V+	R*	N	N	.	.	.	LM121AD	0	LM121D
FLP-10/3G	R	W	E-	E+	W*	V-	T	T*	V+	R*	LM121AF	0	LM121F
T05-8/1M	R	E-	E+	V-	T	T*	V+	R*	LM121AH	0	LM121H
DIL-14/1M	R1	E-1	E+1	V+	E+2	E-2	R2	R3	E-3	E+3	G	E+4	E-4	R4	0	LM124AD
FLP-14/3G	R1	E-1	E+1	V+	E+2	E-2	R2	R3	E-3	E+3	G	E+4	E-4	R4	0	LM124AF
DIL-14/1C	R1	E-1	E+1	V+	E+2	E-2	R2	R3	E-3	E+3	G	E+4	E-4	R4	0	LM124AJ

TYPE NUMBER	MFR	APP	CMP	GBP MIN	SLEW RATE MIN	V _{S+} MAX	V _{S-} MAX	T _{OP} MAX	A _{VOL} MIN	V _{IO} MAX	I _B MAX	I _{IO} MAX	P _{ROT} MAX	I _{OUT} MIN	V _{OUT} MIN	V _{ICM} MAX	V _{IDF} MAX	dV _{IO} /dT MAX	P _O MAX	I _O MAX	CM RR MIN	PS RR MIN	R _{IN} MIN
LM124D	NAU	GK	INT	.	.	+16V	-16V	125C	94dB	5MV	150NA	30NA	900MWF	.	.	16V	16V	35uV/C	.	2MA	70dB	65dB	.
LM124DDD	ING	GK	INT	.	.	+16V	-16V	125C	94dB	5MV	150NA	30NA	900MWF	.	.	16V	16V	35uV/C	.	2MA	70dB	65dB	.
LM124DICE	ING	GK	INT	.	.	+16V	-16V	125C	94dB	5MV	150NA	30NA	900MWF	.	.	16V	16V	35uV/C	.	2MA	70dB	65dB	.
LM124F	MUG	GK	INT	.	.	+16V	-16V	125C	94dB	5MV	150NA	30NA	900MWF	.	.	16V	16V	35uV/C	.	2MA	70dB	65dB	.
LM124F	NAU	GK	INT	.	.	+16V	-16V	125C	94dB	5MV	150NA	30NA	800MWF	.	.	16V	16V	35uV/C	.	2MA	70dB	65dB	.
LM124J	NAU	GK	INT	.	.	+16V	-16V	125C	94dB	5MV	150NA	30NA	900MWF	.	.	16V	16V	35uV/C	.	2MA	70dB	65dB	.
LM139A	SJU	QCP	EXT	.	.	+18V	-18V	125C	94dB	5MV	100NA	25NA	900MWF	.	.	18V	18V	.	.	2MA	.	.	.
LM139AD	NAU	QCP	EXT	.	.	+18V	-18V	125C	94dB	2MV	100NA	25NA	900MWF	.	.	18V	18V	.	.	2MA	.	.	.
LM139ADDD	ING	QCP	EXT	.	.	+18V	-18V	125C	94dB	2MV	100NA	25NA	900MWF	.	.	18V	18V	.	.	2MA	.	.	.
LM139AF	MUG	QCP	EXT	.	.	+18V	-18V	125C	94dB	2MV	100NA	25NA	900MWF	.	.	18V	18V	.	.	2MA	.	.	.
LM139AF	NAU	QCP	EXT	.	.	+18V	-18V	125C	94dB	2MV	100NA	25NA	800MWF	.	.	18V	18V	.	.	2MA	.	.	.
LM139AJ	NAU	QCP	EXT	.	.	+18V	-18V	125C	94dB	2MV	100NA	25NA	900MWF	.	.	18V	18V	.	.	2MA	.	.	.
LM139D	NAU	QCP	EXT	.	.	+18V	-18V	125C	88dB	5MV	100NA	25NA	900MWF	.	.	18V	18V	.	.	2MA	.	.	.
LM139DDD	ING	QCP	EXT	.	.	+18V	-18V	125C	88dB	5MV	100NA	25NA	900MWF	.	.	18V	18V	.	.	2MA	.	.	.
LM139DICE	ING	QCP	EXT	.	.	+18V	-18V	125C	88dB	5MV	100NA	25NA	900MWF	.	.	18V	18V	.	.	2MA	.	.	.
LM139F	MUG	QCP	EXT	.	.	+18V	-18V	125C	88dB	5MV	100NA	25NA	900MWF	.	.	18V	18V	.	.	2MA	.	.	.
LM139F	NAU	QCP	EXT	.	.	+18V	-18V	125C	88dB	5MV	100NA	25NA	800MWF	.	.	18V	18V	.	.	2MA	.	.	.
LM139H	TDG	QCP	EXT	.	.	+18V	-18V	125C	88dB	5MV	100NA	25NA	900MWF	.	.	18V	18V	.	.	2MA	.	.	.
LM139J	NAU	QCP	EXT	.	.	+18V	-18V	125C	88dB	5MV	100NA	25NA	900MWF	.	.	18V	18V	.	.	2MA	.	.	.
LM139L	TDG	QCP	EXT	.	.	+18V	-18V	125C	88dB	5MV	100NA	25NA	900MWF	.	.	18V	18V	.	.	2MA	.	.	.
LM143D	NAU	HVO	INT	.3MHZ	1V/uS	+40V	-40V	125C	100dB	5MV	30NA	2NA	680MWF	4MA	22V	40V	80V	.	.	4MA	80dB	80dB	.
LM143F	NAU	HVO	INT	.3MHZ	1V/uS	+40V	-40V	125C	100dB	5MV	30NA	2NA	680MWF	4MA	22V	40V	80V	.	.	4MA	80dB	80dB	.
LM143H	NAU	HVO	INT	.3MHZ	1V/uS	+40V	-40V	125C	100dB	5MV	30NA	2NA	680MWF	4MA	22V	40V	80V	.	.	4MA	80dB	80dB	.
LM144D	NAU	HVO	EXT	.3MHZ	1V/uS	+40V	-40V	125C	100dB	5MV	20NA	3NA	680MWF	4MA	22V	40V	80V	.	.	4MA	80dB	80dB	.
LM144F	NAU	HVO	EXT	.3MHZ	1V/uS	+40V	-40V	125C	100dB	5MV	20NA	3NA	680MWF	4MA	22V	40V	80V	.	.	4MA	80dB	80dB	.
LM144H	NAU	HVO	EXT	.3MHZ	1V/uS	+40V	-40V	125C	100dB	5MV	20NA	3NA	680MWF	4MA	22V	40V	80V	.	.	4MA	80dB	80dB	.
LM148D	NAU	GK	INT	.3MHZ	0.2V/uS	+22V	-22V	125C	94dB	5MV	100NA	25NA	900MWF	5MA	12V	22V	44V	.	.	1MA	70dB	77dB	800K
LM148F	NAU	GK	INT	.3MHZ	0.2V/uS	+22V	-22V	125C	94dB	5MV	100NA	25NA	670MWF	5MA	12V	22V	44V	.	.	1MA	70dB	77dB	800K
LM149D	NAU	GK	INT	1MHZ	0.5V/uS	+22V	-22V	125C	94dB	5MV	100NA	25NA	900MWF	5MA	12V	22V	44V	.	.	1MA	70dB	77dB	800K
LM149F	NAU	GK	INT	1MHZ	0.5V/uS	+22V	-22V	125C	94dB	5MV	100NA	25NA	670MWF	5MA	12V	22V	44V	.	.	1MA	70dB	77dB	800K
LM158AH	NAU	DK	INT	.	.	+16V	-16V	125C	94dB	2MV	50NA	10NA	500MWF	10MA	.	16V	32V	15uV/C	.	3MA	70dB	65dB	.
LM158H	NAU	DK	INT	.	.	+16V	-16V	125C	94dB	5MV	150NA	30NA	500MWF	10MA	.	16V	32V	30uV/C	.	3MA	70dB	65dB	.
LM158T	MUG	DK	INT	.	.	+16V	-16V	125C	94dB	5MV	150NA	30NA	500MWF	10MA	.	16V	32V	30uV/C	.	3MA	70dB	65dB	.
LM160D	NAU	CPR	EXT	.	.	+8V	-8V	125C	.	5MV	20uA	3uA	.	.	.	4V	5V	40uV/C	.	32MA	.	.	5K
LM160F	NAU	CPR	EXT	.	.	+8V	-8V	125C	.	5MV	20uA	3uA	.	.	.	4V	5V	40uV/C	.	32MA	.	.	5K
LM160H	NAU	CPR	EXT	.	.	+8V	-8V	125C	.	5MV	20uA	3uA	.	.	.	4V	5V	40uV/C	.	32MA	.	.	5K
LM160J-14	NAU	CPR	EXT	.	.	+8V	-8V	125C	.	5MV	20uA	3uA	.	.	.	4V	5V	40uV/C	.	32MA	.	.	5K
LM161D	NAU	CPR	EXT	.	.	+16V	-16V	125C	60dB	3MV	20uA	3uA	600MWF	18MA	.	6V	5V	.	.	18MA	.	.	8K
LM161F	NAU	CPR	EXT	.	.	+16V	-16V	125C	60dB	3MV	20uA	3uA	600MWF	18MA	.	6V	5V	.	.	18MA	.	.	8K
LM161H	NAU	CPR	EXT	.	.	+16V	-16V	125C	60dB	3MV	20uA	3uA	600MWF	18MA	.	6V	5V	.	.	18MA	.	.	8K
LM161J	NAU	CPR	EXT	.	.	+16V	-16V	125C	60dB	3MV	20uA	3uA	600MWF	18MA	.	6V	5V	.	.	18MA	.	.	8K
LM193AH	NAU	DCP	EXT	.	.	+18V	-18V	125C	94dB	2MV	100NA	25NA	900MWF	6MA	.	18V	36V	.	.	3MA	.	.	.
LM193H	NAU	DCP	EXT	.	.	+18V	-18V	125C	94dB	5MV	100NA	25NA	900MWF	6MA	.	18V	36V	.	.	3MA	.	.	.
LM193T	MUG	DCP	EXT	.	.	+18V	-18V	125C	94dB	5MV	100NA	25NA	900MWF	6MA	.	18V	36V	.	.	3MA	.	.	.
LM201AA	MUG	GPU	EXT	.	.	+22V	-22V	85C	94dB	2MV	75NA	10NA	500MWF	5MA	12V	15V	30V	15uV/C	.	3MA	80dB	80dB	500K
LM201AD	NAU	GPU	EXT	.	.	+22V	-22V	85C	94dB	2MV	75NA	10NA	500MWF	5MA	12V	15V	30V	15uV/C	.	3MA	80dB	80dB	500K
LM201AF	SJU	GPU	EXT	.	.	+22V	-22V	85C	94dB	2MV	75NA	10NA	500MWF	5MA	12V	15V	30V	15uV/C	.	3MA	80dB	80dB	1.5M
LM201AF	NAU	GPU	EXT	.	.	+22V	-22V	85C	94dB	2MV	75NA	10NA	500MWF	5MA	12V	15V	30V	15uV/C	.	3MA	80dB	80dB	500K
LM201AH	NAU	GPU	EXT	.	.	+22V	-22V	85C	94dB	2MV	75NA	10NA	500MWF	5MA	12V	15V	30V	15uV/C	.	3MA	80dB	80dB	500K
LM201AJ	TDG	GPU	EXT	.	.	+22V	-22V	85C	94dB	2MV	75NA	10NA	500MWF	5MA	12V	15V	30V	15uV/C	.	3MA	80dB	80dB	500K
LM201AJ-14	NAU	GPU	EXT	.	.	+22V	-22V	85C	94dB	2MV	75NA	10NA	500MWF	5MA	12V	15V	30V	15uV/C	.	3MA	80dB	80dB	500K
LM201AN(8)	MUG	GPU	EXT	.	.	+22V	-22V	85C	94dB	2MV	75NA	10NA	500MWF	5MA	12V	15V	30V	15uV/C	.	3MA	80dB	80dB	1.5M
LM201AN(14)	MUG	GPU	EXT	.	.	+22V	-22V	85C	94dB	2MV	75NA	10NA	500MWF	5MA	12V	15V	30V	15uV/C	.	3MA	80dB	80dB	500K
LM201AT	SJU	GPU	EXT	.	.	+22V	-22V	85C	94dB	2MV	75NA	10NA	500MWF	5MA	12V	15V	30V	15uV/C	.	3MA	80dB	80dB	1.5M
LM201AV	SJU	GPU	EXT	.	.	+22V	-22V	85C	94dB	2MV	75NA	10NA	500MWF	5MA	12V	15V	30V	15uV/C	.	3MA	80dB	80dB	1.5M
LM201D	SJU	GPU	EXT	.	.	+22V	-22V	85C	86dB	7.5MV	1.5uA	0.5uA	500MWF	5MA	12V	15V	30V	30uV/C	.	3MA	65dB	70dB	100K
LM201F	NAU	GPU	EXT	.	.	+22V	-22V	85C	86dB	7.5MV	1.5uA	0.5uA	500MWF	5MA	12V	15V	30V	30uV/C	.	3MA	65dB	70dB	100K
LM201H	NAU	GPU	EXT	.	.	+22V	-22V	85C	86dB	7.5MV	1.5uA	0.5uA	500MWF	5MA	12V	15V	30V	30uV/C	.	3MA	65dB	70dB	100K
LM201J	NAU	GPU	EXT	.	.	+22V	-22V	85C	86dB	7.5MV	1.5uA	0.5uA	500MWF	5MA	12V	15V	30V	30uV/C	.	3MA	65dB	70dB	100K
LM201J-14	NAU	GPU	EXT	.	.	+22V	-22V	85C	86dB	7.5MV	1.5uA	0.5uA	500MWF	5MA	12V	15V	30V	30uV/C	.	3MA	65dB	70dB	100K

For detailed explanations of column heading notations, see App. A.

Also for ready references the more important abbreviations used in the column headings are listed below:

- LEFT HAND PAGE
 APP = application
 (codes at APP.E.)
 CMRR = common mode rejection ratio
 CMP = compensation (frequency)
 dV_{io}/dT = input offset voltage temperature drift
 GBP = gain bandwidth product
 I_b = input bias current
 I_{io} = input bias offset current
 I_o = quiescent supply current
 MFR = manufacturer (codes at App.C.)
 P_o = quiescent power consumer
 PSRR = power supply rejection ratio
 V_{icm} = common mode input voltage rating
 V_{iof} = differential input voltage rating
 V_{io} = input offset voltage
 V_s = dc supply voltage

RIGHT HAND PAGE
 Lead out coding summary (details at APP.G.) for different cases (APP.F.)

- A = gain adjust
 B = bias adjust
 C = case
 E- = inverting input
 E+ = non-inverting input
 F,F* = input frequency compensation
 G = ground
 J = high level input
 K = output, open collector
 L = output, open emitter
 M = metal case
 N = not connected
 Q = special terminal
 R,R* = outputs
 S = strobe
 T,T* = offset balance
 V+ = +ve dc supply
 V- = -ve dc supply
 W = guard ring
 X = blank position, no lead
 + + = +ve supplementary dc supply
 - - = -ve supplementary dc supply
 ϕ,ϕ^* = output frequency compensation

CASE (APP. F)	LD 1	LD 2	LD 3	LD 4	LD 5	LD 6	LD 7	LD 8	LD 9	LD 10	LD 11	LD 12	LD 13	LD 14	LD 15	LD 16	EUROPE SUBSTITUTE	USA SUBSTITUTE	ISS	TYPE NUMBER		
DIL-14/1M	R1	E-1	E+1	V+	E+2	E-2	R2	R3	E-3	E+3	G	E+4	E-4	R4				MLM124L	LM124D	0	LM124D	
DIL-14/1C	R1	E-1	E+1	V+	E+2	E-2	R2	R3	E-3	E+3	G	E+4	E-4	R4			MLM124L	LM124D	0	LM124DD		
CHP																				0	LM124DICE	
DIL-14/1C	R1	E-1	E+1	V+	E+2	E-2	R2	R3	E-3	E+3	G	E+4	E-4	R4			LM124AJ	MLM124L	0	LM124F		
FLP-14/3G	R1	E-1	E+1	V+	E+2	E-2	R2	R3	E-3	E+3	G	E+4	E-4	R4				AML124F	0	LM124F		
DIL-14/1C	R1	E-1	E+1	V+	E+2	E-2	R2	R3	E-3	E+3	G	E+4	E-4	R4				MLM124L	0	LM124J		
DIL-14/1P	R2	R1	V+	E-1	E+1	E-2	E+2	E+3	E-3	E-4	E+4	G	R4	R3				LM139D	0	LM139A		
DIL-14/1M	R2	R1	V+	E-1	E+1	E-2	E+2	E+3	E-3	E-4	E+4	G	R4	R3				MLM139AL	0	LM139AD		
DIL-14/1C	R2	R1	V+	E-1	E+1	E-2	E+2	E+3	E-3	E-4	E+4	G	R4	R3			MLM139AL	LM139AD	0	LM139ADDD		
DIL-14/1C	R2	R1	V+	E-1	E+1	E-2	E+2	E+3	E-3	E-4	E+4	G	R4	R3			MLM139AL	LM1391AD	0	LM139AF		
FLP-14/3G	R2	R1	V+	E-1	E+1	E-2	E+2	E+3	E-3	E-4	E+4	G	R4	R3				MLM139AL	0	LM139AJ		
DIL-14/1C	R2	R1	V+	E-1	E+1	E-2	E+2	E+3	E-3	E-4	E+4	G	R4	R3				MLM139L	0	LM139D		
DIL-14/1M	R2	R1	V+	E-1	E+1	E-2	E+2	E+3	E-3	E-4	E+4	G	R4	R3				MLM139L	0	LM139D		
DIL-14/1C	R2	R1	V+	E-1	E+1	E-2	E+2	E+3	E-3	E-4	E+4	G	R4	R3				MLM139L	0	LM139D		
CHP																		LD139	0	AM139-DICE		
DIL-14/1C	R2	R1	V+	E-1	E+1	E-2	E+2	E+3	E-3	E-4	E+4	G	R4	R3				MLM139L	0	LM139F		
FLP-14/3G	R2	R1	V+	E-1	E+1	E-2	E+2	E+3	E-3	E-4	E+4	G	R4	R3				MLM139AF	0	LM139F		
FLP-14/3C	R2	R1	V+	E-1	E+1	E-2	E+2	E+3	E-3	E-4	E+4	G	R4	R3				MLM139L	0	LM139H		
DIL-14/1C	R2	R1	V+	E-1	E+1	E-2	E+2	E+3	E-3	E-4	E+4	G	R4	R3				MLM139L	0	LM139J		
DIL-14/1C	R2	R1	V+	E-1	E+1	E-2	E+2	E+3	E-3	E-4	E+4	G	R4	R3				MLM139L	0	LM139L		
DIL-14/1M	N	N	T	E-	E+	V-	N	N	T*	R	V+	N	N	N					0	LM143D		
FLP-10/3G	N	T	E-	E+	V-	T*	R	V+	N	N									0	LM143F		
T05-8/1M	T	E-	E+	V-	T*	R	V+	N										MC1536G	0	LM143H		
DIL-14/1M	N	FT	E-	N	FT	E+	V-	N	T*	R	V+	F*	N	N					0	LM144D		
FLP-10/3G	N	FT	E-	E+	V-	T*	R	V+	F*	N									0	LM144F		
T05-8/1M	FT	E-	E+	V-M	T*	R	V+	F*												0	LM144H	
DIL-14/1M	R1	E-1	E+1	V+	E+2	E-2	R2	R3	E-3	E+3	V-	E+4	E-4	R4					LM149D	0	LM148D	
FLP-14/3G	R1	E-1	E+1	V+	E+2	E-2	R2	R3	E-3	E+3	V-	E+4	E-4	R4					LM149F	0	LM148F	
DIL-14/1M	R1	E-1	E+1	V+	E+2	E-2	R2	R3	E-3	E+3	V-	E+4	E-4	R4						0	LM149D	
FLP-14/3G	R1	E-1	E+1	V+	E+2	E-2	R2	R3	E-3	E+3	V-	E+4	E-4	R4						0	LM149F	
T05-8/1M	R1	E-1	E+1	G	E+2	E-2	R2	V+												0	LM158AH	
T05-8/1M	R1	E-1	E+1	G	E+2	E-2	R2	V+													0	LM158H
T05-8/1M	R1	E-1	E+1	G	E+2	E-2	R2	V+										MLM158G	0	LM158T		
DIL-14/1M	N	N	N	E-	E+	V-	N	N	G	R	R*	V+	N	N					UA760DM	0	LM160D	
FLP-14/3G	N	N	N	E-	E+	V-	N	N	G	R	R*	V+	N	N						0	LM160F	
T05-8/1M	N	E-	E+	V-	G	R	R*	V+											UA760HM	0	LM160H	
DIL-14/1C	N	N	N	E-	E+	V-	N	N	G	R	R*	V+	N	N					UA760DM	0	LM160J-14	
DIL-14/1M	V+	N	E+	E-	N	V-	N	S2	R	G	R*	N	S1	++						LM161J	0	LM161D
FLP-14/3G	V+	N	E+	E-	N	V-	N	S2	R	G	R*	N	S1	++							0	LM161F
T05-10/1M	E+	E-	V-	S2	R	G	R*	S1	++	V+											0	LM161H
DIL-14/1C	V+	N	E+	E-	N	V-	N	S2	R	G	R*	N	S1	++						LM161D	0	LM161J
T05-8/1M	R1	E-1	E+1	G	E+2	E-2	R2	V+													0	LM193AH
T05-8/1M	R1	E-1	E+1	G	E+2	E-2	R2	V+													0	LM193H
T05-8/1M	R1	E-1	E+1	G	E+2	E-2	R2	V+													0	LM193T
DIL-14/1P	N	N	FT	E-	E+	V-	N	N	T*	R	V+	F*	N	N				UA201AD	LM201AD	0	LM201AA	
DIL-14/1M	N	N	FT	E-	E+	V-	N	N	T*	R	V+	F*	N	N					UA201AD	0	LM201AD	
DIL-14/1C	N	N	FT	E-	E+	V-	N	N	T*	R	V+	F*	N	N				UA101AD	LM101AJ14	0	LM201AF	
FLP-10/3M	N	FT	E-	E+	V-	T*	R	V+	F*	N								SFC2201APT	UA201AF	0	LM201AF	
T05-8/1M	FT	E-	E+	V-M	T*	R	V+	F*										SFC2101A	UA201AH	0	LM201AH	
DIL-14/1C	N	N	FT	E-	E+	V-	N	N	T*	R	V+	F*	N	N					UA201AD	0	LM201AJ	
DIL-14/1M	N	N	FT	E-	E+	V-	N	N	T*	R	V+	F*	N	N					UA201AD	0	LM201AJ-14	
DIL-8/1P	FT	E-	E+	V-M	T*	R	V+	F*											LM201AV	0	LM201AN	
DIL-14/1P	N	N	FT	E-	E+	V-	N	N	T*	R	V+	F*	N	N				UA201AD	LM201AA	0	LM201AN(14)	
T05-8/1M	FT	E-	E+	V-M	T*	R	V+	F*										SFC2101A	LM201AH	0	LM201AT	
DIL-8/1P	FT	E-	E+	V-M	T*	R	V+	F*											LM201AN(8)	0	LM201AV	
DIL-14/1C	N	N	FT	E-	E+	V-	N	N	T*	R	V+	F*	N	N				LM201AD	LM201AJ14	0	LM201D	
FLP-10/3M	N	FT	E-	E+	V-	T*	R	V+	F*	N								SFC2201APM	LM201AF	0	LM201F	
T05-8/1M	FT	E-	E+	V-M	T*	R	V+	F*										SFC2101A	UA201H	0	LM201H	
DIL-8/1M	FT	E-	E+	V-	T*	R	V+	F*										SFC301ADC	UA301AT	0	LM201J	
DIL-14/1M	N	N	FT	E-	E+	V-	N	N	T*	R	V+	F*	N	N					UA201D	0	LM201J-14	

TYPE NUMBER	MFR	APP	CMP	GBP MIN	SLEW RATE MIN	V _{S+} MAX	V _{S-} MAX	T _{OP} MAX	A _{VOL} MIN	V _{IO} MAX	I _B MAX	I _{IO} MAX	P _{TOT} MAX	I _{OUT} MIN	V _{OUT} MIN	V _{ICM} MAX	V _{IDF} MAX	dV _{IO} /dT MAX	P _O MAX	I _O MAX	CM RR MIN	PS RR MIN	R _{IN} MIN
LM201N	SJU	GPU	EXT	.	.	+22V	-22V	85C	86dB	7.5MV	1.5uA	0.5uA	500MWF	5MA	12V	15V	30V	30uV/C	.	3MA	65dB	70dB	100K
LM201N(8)	MUG	GPU	EXT	.	.	+22V	-22V	85C	86dB	7.5MV	1.5uA	0.5uA	500MWF	5MA	12V	15V	30V	30uV/C	.	3MA	65dB	70dB	100K
LM201N-14	SJU	GPU	EXT	.	.	+22V	-22V	85C	86dB	7.5MV	1.5uA	0.5uA	500MWF	5MA	12V	15V	30V	30uV/C	.	3MA	65dB	70dB	100K
LM201Q	SJU	GPU	EXT	.	.	+22V	-22V	85C	86dB	7.5MV	1.5uA	0.5uA	500MWF	5MA	12V	15V	30V	30uV/C	.	3MA	65dB	70dB	100K
LM201T	MUG	GPU	EXT	.	.	+22V	-22V	85C	86dB	7.5MV	1.5uA	0.5uA	500MWF	5MA	12V	15V	30V	30uV/C	.	3MA	65dB	70dB	100K
LM201V	MUG	GPU	EXT	.	.	+22V	-22V	85C	86dB	7.5MV	1.5uA	0.5uA	500MWF	5MA	12V	15V	30V	30uV/C	.	3MA	65dB	70dB	100K
LM2020	ADU	VFA	INT	.	.	+18V	-18V	85C	0dB	10MV	15NA	.	500MWF	1MA	10V	.	.	60uV/C	.	6MA	.	60dB	10G
LM202H	NAU	VFA	INT	.	.	+18V	-18V	85C	0dB	10MV	15NA	.	500MWF	1MA	10V	.	.	60uV/C	.	6MA	.	60dB	10G
LM206F	NAU	CPR	EXT	.	.	+15V	-15V	85C	84dB	2MV	20uA	3uA	600MWF	50MA	2.5V	.	.	10uV/C	163MW
LM206H	NAU	CPR	EXT	.	.	+15V	-15V	85C	84dB	2MV	20uA	3uA	600MWF	50MA	2.5V	.	.	10uV/C	163MW
LM207A	MUG	GPK	INT	.	.	+22V	-22V	85C	94dB	2MV	75NA	10NA	500MWF	5MA	12V	15V	30V	15uV/C	.	3MA	80dB	80dB	1.5M
LM207D	NAU	GPK	INT	.	.	+22V	-22V	85C	94dB	2MV	75NA	10NA	500MWF	5MA	12V	15V	30V	15uV/C	.	3MA	80dB	80dB	1.5M
LM207F	NAU	GPK	INT	.	.	+22V	-22V	85C	94dB	2MV	75NA	10NA	500MWF	5MA	12V	15V	30V	15uV/C	.	3MA	80dB	80dB	1.5M
LM207H	NAU	GPK	INT	.	.	+22V	-22V	85C	94dB	2MV	75NA	10NA	500MWF	5MA	12V	15V	30V	15uV/C	.	3MA	80dB	80dB	1.5M
LM207J	NAU	GPK	INT	.	.	+22V	-22V	85C	94dB	2MV	75NA	10NA	500MWF	5MA	12V	15V	30V	15uV/C	.	3MA	80dB	80dB	1.5M
LM207J-14	NAU	GPK	INT	.	.	+22V	-22V	85C	94dB	2MV	75NA	10NA	500MWF	5MA	12V	15V	30V	15uV/C	.	3MA	80dB	80dB	1.5M
LM207N	SJU	GPK	INT	.	.	+22V	-22V	85C	94dB	2MV	75NA	10NA	500MWF	5MA	12V	15V	30V	15uV/C	.	3MA	80dB	80dB	1.5M
LM207N(8)	MUG	GPK	INT	.	.	+22V	-22V	85C	94dB	2MV	75NA	10NA	500MWF	5MA	12V	15V	30V	15uV/C	.	3MA	80dB	80dB	1.5M
LM207N(14)	MUG	GPK	INT	.	.	+22V	-22V	85C	94dB	2MV	75NA	10NA	500MWF	5MA	12V	15V	30V	15uV/C	.	3MA	80dB	80dB	1.5M
LM207T	MUG	GPK	INT	.	.	+22V	-22V	85C	94dB	2MV	75NA	10NA	500MWF	5MA	12V	15V	30V	15uV/C	.	3MA	80dB	80dB	1.5M
LM207V	MUG	GPK	INT	.	.	+22V	-22V	85C	94dB	2MV	75NA	10NA	500MWF	5MA	12V	15V	30V	15uV/C	.	3MA	80dB	80dB	1.5M
LM208AD	NAU	SBA	EXT	.	.	+20V	-20V	85C	98dB	0.5MV	2NA	0.2NA	500MWF	1MA	13V	15V	1V	5uV/C	.	6MA	96dB	96dB	30M
LM208AF	NAU	SBA	EXT	.	.	+20V	-20V	85C	98dB	0.5MV	2NA	0.2NA	500MWF	1MA	13V	15V	1V	5uV/C	.	6MA	96dB	96dB	30M
LM208AF	SJU	SBA	EXT	.	.	+20V	-20V	85C	98dB	0.5MV	2NA	0.2NA	500MWF	1MA	13V	15V	1V	5uV/C	.	6MA	96dB	96dB	30M
LM208AH	NAU	SBA	EXT	.	.	+20V	-20V	85C	98dB	0.5MV	2NA	0.2NA	500MWF	1MA	13V	15V	1V	5uV/C	.	6MA	96dB	96dB	30M
LM208AJ	NAU	SBA	EXT	.	.	+20V	-20V	85C	98dB	0.5MV	2NA	0.2NA	500MWF	1MA	13V	15V	1V	5uV/C	.	6MA	96dB	96dB	30M
LM208AT	MUG	SBA	EXT	.	.	+20V	-20V	85C	98dB	0.5MV	2NA	0.2NA	500MWF	1MA	13V	15V	1V	5uV/C	.	6MA	96dB	96dB	30M
LM208D	NAU	SBA	EXT	.	.	+20V	-20V	85C	96dB	2MV	2NA	0.2NA	500MWF	1MA	13V	15V	1V	15uV/C	.	6MA	85dB	80dB	30M
LM208F	NJU	SBA	EXT	.	.	+20V	-20V	85C	96dB	2MV	2NA	0.2NA	500MWF	1MA	13V	15V	1V	15uV/C	.	6MA	85dB	80dB	30M
LM208F	SJU	SBA	EXT	.	.	+20V	-20V	85C	96dB	2MV	2NA	0.2NA	500MWF	1MA	13V	15V	1V	15uV/C	.	6MA	85dB	80dB	30M
LM208H	NAU	SBA	EXT	.	.	+20V	-20V	85C	96dB	2MV	2NA	0.2NA	500MWF	1MA	13V	15V	1V	15uV/C	.	6MA	85dB	80dB	30M
LM208J	NAU	SBA	EXT	.	.	+20V	-20V	85C	96dB	2MV	2NA	0.2NA	500MWF	1MA	13V	15V	1V	15uV/C	.	6MA	85dB	80dB	30M
LM208T	SJU	SBA	EXT	.	.	+20V	-20V	85C	96dB	2MV	2NA	0.2NA	500MWF	1MA	13V	15V	1V	15uV/C	.	6MA	85dB	80dB	30M
LM210D	NAU	VFA	INT	.	15V/uS	+18V	-18V	85C	0dB	4MV	3NA	.	500MWF	1MA	10V	15V	15V	50uV/C	.	6MA	.	70dB	10G
LM210F	NAU	VFA	INT	.	15V/uS	+18V	-18V	85C	0dB	4MV	3NA	.	500MWF	1MA	10V	15V	15V	50uV/C	.	6MA	.	70dB	10G
LM210H	NAU	VFA	INT	.	15V/uS	+18V	-18V	85C	0dB	4MV	3NA	.	500MWF	1MA	10V	15V	15V	50uV/C	.	6MA	.	70dB	10G
LM210J	NAU	VFA	INT	.	15V/uS	+18V	-18V	85C	0dB	4MV	3NA	.	500MWF	1MA	10V	15V	15V	50uV/C	.	6MA	.	70dB	10G
LM211A	MUG	CPR	EXT	.	.	+18V	-18V	85C	100dB	3MV	100NA	10NA	500MWF	.	.	15V	30V	.	.	6MA	.	.	.
LM2110	NAU	CPR	EXT	.	.	+18V	-18V	85C	100dB	3MV	100NA	10NA	500MWF	.	.	15V	30V	.	.	6MA	.	.	.
LM211F	MUG	CPR	EXT	.	.	+18V	-18V	85C	100dB	3MV	100NA	10NA	500MWF	.	.	15V	30V	.	.	6MA	.	.	.
LM211F	NAU	CPR	EXT	.	.	+18V	-18V	85C	100dB	3MV	100NA	10NA	500MWF	.	.	15V	30V	.	.	6MA	.	.	.
LM211H	NAU	CPR	EXT	.	.	+18V	-18V	85C	100dB	3MV	100NA	10NA	500MWF	.	.	15V	30V	.	.	6MA	.	.	.
LM211J	NAU	CPR	EXT	.	.	+18V	-18V	85C	100dB	3MV	100NA	10NA	500MWF	.	.	15V	30V	.	.	6MA	.	.	.
LM211N(8)	MUG	CPR	EXT	.	.	+18V	-18V	85C	100dB	3MV	100NA	10NA	500MWF	.	.	15V	30V	.	.	6MA	.	.	.
LM211N(14)	MUG	CPR	EXT	.	.	+18V	-18V	85C	100dB	3MV	100NA	10NA	500MWF	.	.	15V	30V	.	.	6MA	.	.	.
LM211T	SJU	CPR	EXT	.	.	+18V	-18V	85C	100dB	3MV	100NA	10NA	500MWF	.	.	15V	30V	.	.	6MA	.	.	.
LM211V	MUG	CPR	EXT	.	.	+18V	-18V	85C	100dB	3MV	100NA	10NA	500MWF	.	.	15V	30V	.	.	6MA	.	.	.
LM212D	NAU	SBA	INT	.	.	+20V	-20V	85C	94dB	2MV	2NA	0.2NA	500MWF	1MA	13V	14V	14V	15uV/C	.	6MA	85dB	80dB	30M
LM212F	NAU	SBA	INT	.	.	+20V	-20V	85C	94dB	2MV	2NA	0.2NA	500MWF	1MA	13V	14V	14V	15uV/C	.	6MA	85dB	80dB	30M
LM212H	NAU	SBA	INT	.	.	+20V	-20V	85C	94dB	2MV	2NA	0.2NA	500MWF	1MA	13V	14V	14V	15uV/C	.	6MA	85dB	80dB	30M
LM216AD	NAU	LBC	INT	.	.	+20V	-20V	85C	92dB	3MV	50pA	15pA	500MWF	1MA	13V	15V	14V	.	.	6MA	80dB	80dB	2G
LM216AF	NAU	LBC	INT	.	.	+20V	-20V	85C	92dB	3MV	50pA	15pA	500MWF	1MA	13V	15V	14V	.	.	6MA	80dB	80dB	2G
LM216AH	NAU	LBC	INT	.	.	+20V	-20V	85C	92dB	3MV	50pA	15pA	500MWF	1MA	13V	15V	14V	.	.	6MA	80dB	80dB	2G
LM216D	NAU	LBC	INT	.	.	+20V	-20V	85C	86dB	10MV	150pA	50pA	500MWF	1MA	13V	15V	14V	.	.	6MA	80dB	80dB	300M
LM216F	NAU	LBC	INT	.	.	+20V	-20V	85C	86dB	10MV	150pA	50pA	500MWF	1MA	13V	15V	14V	.	.	6MA	80dB	80dB	300M
LM216H	NAU	LBC	INT	.	.	+20V	-20V	85C	86dB	10MV	150pA	50pA	500MWF	1MA	13V	15V	14V	.	.	6MA	80dB	80dB	300M
LM218D	NAU	XSR	INT	.	50V/uS	+20V	-20V	85C	94dB	4MV	250NA	50NA	500MWF	6MA	12V	15V	1V	.	.	8MA	80dB	70dB	1M
LM218F	NAU	XSR	INT	.	50V/uS	+20V	-20V	85C	94dB	4MV	250NA	50NA	500MWF	6MA	12V	15V	1V	.	.	8MA	80dB	70dB	1M
LM218H	NAU	XSR	INT	.	50V/uS	+20V	-20V	85C	94dB	4MV	250NA	50NA	500MWF	6MA	12V	15V	1V	.	.	8MA	80dB	70dB	1M
LM219D	NAU	DCP	INT	.	.	+18V	-18V	85C	80dB	4MV	500NA	75NA	500MWF	.	.	15V	5V	.	.	12MA	.	.	.

For detailed explanations of column heading notations, see App. A.

Also for ready references the more important abbreviations used in the column headings are listed below:

LEFT HAND PAGE

APP = application (codes at APP.E.)

CMRR = common mode rejection ratio

CMP = compensation (frequency)

dV_{IO}/dT = input offset voltage temperature drift

GBP = gain bandwidth product

I_B = input bias current

I_{IO} = input bias offset current

I_Q = quiescent supply current

MFR = manufacturer (codes at App.C.)

P_Q = quiescent power consumer

PSRR = power supply rejection ratio

V_{CM} = common mode input voltage rating

V_{IOF} = differential input voltage rating

V_{IO} = input offset voltage

V_S = dc supply voltage

RIGHT HAND PAGE

Lead out coding summary (details at APP.G.) for different cases (APP.F.)

A = gain adjust

B = bias adjust

C = case

E- = inverting input

E+ = non-inverting input

F,F* = input frequency compensation

G = ground

J = high level input

K = output, open collector

L = output, open emitter

M = metal case

N = not connected

Q = special terminal

R,R* = outputs

S = strobe

T,T* = offset balance

V+ = +ve dc supply

V- = -ve dc supply

W = guard ring

X = blank position, no lead

++ = +ve supplementary dc supply

-- = -ve supplementary dc supply

ϕ,ϕ^* = output frequency compensation

CASE (APP.F.)	LD 1	LD 2	LD 3	LD 4	LD 5	LD 6	LD 7	LD 8	LD 9	LD 10	LD 11	LD 12	LD 13	LD 14	LD 15	LD 16	EUROPE SUBSTITUTION	USA SUBSTITUTION	IS	TYPE NUMBER
DIL-8/1P	FT	E-	E+	V-	T*	R	V+	F*	LM201J	LM201J	0	LM201N
DIL-8/1P	FT	E-	E+	V-	T*	R	V+	F*	LM201J	LM201V	0	LM201N(8)
DIL-14/1P	N	N	FT	E-	E+	V-	N	N	T*	R	V+	F*	N	N	.	.	UA201AD	LM201AJ14	0	LM201N-14
DIL-10/1P	N	FT	E-	E+	V-	T*	R	V+	F*	N	LM101Q	0	LM201Q
T05-8/1M	FT	E-	E+	V-M	T*	R	V+	F*	SFC2201A	LM201H	0	LM201T
DIL-8/1P	FT	E-	E+	V-	T*	R	V+	F*	LM201J	0	LM201V
DIL-14/1C	N	N	T	N	E-	V-	N	N	L	R	V+	T*	N	N	.	.	LM102D	0	LM202D	
T05-8/1M	T	N	E+	V-	L	R	V+	T*	UA102M	0	LM202H	
FLP-14/3G	N	G	E+	E-	N	V-	S1	S2	R	N	V+	N	N	N	.	.	SN72306FA	0	LM206F	
T05-8/1M	G	E+	E-	V-M	S1	S2	R	V+	SN52106L	0	LM206H	
DIL-14/1P	N	N	N	E-	E+	V-	N	N	N	R	V+	N	N	N	.	.	SN52107JA	LM207D	0	LM207A
DIL-14/1M	N	N	N	E-	E+	V-	N	N	N	R	V+	N	N	N	.	.	SN52107JA	0	LM207D	
FLP-10/3G	N	N	E-	E+	V-	N	R	V+	N	N	SFC2207PT	0	LM207T	
T05-8/1M	N	E-	E+	V-M	N	R	V+	N	SFC2207	UA207H	0	LM207H
DIL-8/1C	N	E-	E+	V-	N	R	V+	N	SN52107JP	0	LM207J
DIL-14/1C	N	N	N	E-	E+	V-	N	N	N	R	V+	N	N	N	.	.	SN52107JA	0	LM207J-14	
DIL-8/1P	N	E-	E+	V-	N	R	V+	N	SN52107JP	LM207J	0	LM207N
DIL-8/1P	N	E-	E+	V-	N	R	V+	N	SN52107JP	LM207J	0	LM207N(8)
DIL-14/1P	N	N	N	E-	E+	V-	N	N	N	R	V+	N	N	N	.	.	SN52107JA	LM207D	0	LM207N(14)
T05-8/1M	N	E-	E+	V-M	N	R	V+	N	UA207H	LM207H	0	LM207T
DIL-8/1P	N	E-	E+	V-	N	R	V+	N	SN52107JP	LM207J	0	LM207V
DIL-14/1G	N	F	N	E-	E+	N	V-	N	N	R	V+	F*	N	N	.	.	SN52108AJA	UA208AD	0	LM208AD
FLP-10/3G	N	N	E-	E+	N	V-	R	V+	F*	F	UA208AF	0	LM208AF	
DIL-14/1C	N	F	N	E-	E+	N	V-	N	N	R	V+	F*	N	N	.	.	UA208AD	LM208AD	0	LM208AF
T05-8/1M	F	E-	E+	V-M	N	R	V+	F*	SFC2208A	UA208AH	0	LM208AH
DIL-14/1C	N	F	N	E-	E+	N	V-	N	N	R	V+	F*	N	N	.	.	SN52108AJA	UA208AD	0	LM208AJ
T05-8/1M	F	E-	E+	V-M	N	R	V+	F*	UA208AH	LM208AH	0	LM208AT
DIL-14/1M	N	F	N	E-	E+	N	V-	N	N	R	V+	F*	N	N	.	.	SN52108JA	UA208D	0	LM208D
FLP10/3G	N	N	E-	E+	N	V-	R	V+	F*	F	SFC2208PT	UA208F	0	LM208F
DIL-14/1C	N	F	N	E-	E+	N	V-	N	N	R	V+	F*	N	N	.	.	UA208D	LM208D	0	LM208F
T05-8/1M	F	E-	E+	V-M	N	R	V+	F*	SFC2208	UA208H	0	LM208H
DIL-14/1C	N	F	N	E-	E+	N	V-	N	N	R	V+	F*	N	N	.	.	SN52108JA	UA208D	0	LM208J
T05-8/1M	F	E-	E+	V-M	N	R	V+	F*	SFC2208	LM208H	0	LM208T
DIL-14/1M	N	N	T	N	E+	V-	N	N	L	R	V+	T*	N	N	.	.	SN52110JA	0	LM210D	
FLP-10/3G	N	T	N	E+	V-	L	R	V+	T*	N	LM110F	0	LM210F
T05-8/1M	T	N	E+	V-	L	R	V+	T*	SFC2210	UA110M	0	LM210H
DIL-14/1C	N	N	T	N	E+	V-	N	N	L	R	V+	T*	N	N	.	.	SN52110JA	0	LM210J	
DIL-14/1P	N	G	E+	E-	N	V-	T	T*	S	R	N	V+	N	N	.	.	SN52111J	LM211J	0	LM211A
DIL-14/1M	N	G	E+	E-	N	V-	T	T*	S	R	N	V+	N	N	.	.	SN52111J	0	LM211D	
DIL-14/1C	N	G	E+	E-	N	V-	T	T*	S	R	N	V+	N	N	.	.	SN52111J	LM211D	0	LM211F
FLP-10/3G	G	E+	E-	N	V-	T	T*	S	N	R	V+	SN52111FA	0	LM211F
T05-8/1M	G	E+	E-	V-	T	T*	S	R	V+	SFC2211	SG211T	0	LM211H
DIL-14/1C	N	G	E+	E-	N	V-	T	T*	S	R	N	V+	N	N	.	.	.	SN52111J	0	LM211J
DIL-8/1P	G	E+	E-	V-	T	T*	S	R	V+	LM211V	UA111R	0	LM211N(8)
DIL-14/1P	N	G	E+	E-	N	V-	T	T*	S	R	N	V+	N	N	.	.	SN52111J	LM211J	0	LM211N(14)
T05-8/1M	G	E+	E-	V-	T	T*	S	R	V+	SFC2211	LM211H	0	LM211T
DIL-8/1P	G	E+	E-	V-	T	T*	S	R	V+	UA111R	0	LM211V
DIL-14/1M	N	T	W	E-	E+	W*	V-	N	F	R	V+	T*	N	N	.	.	.	LM112D	0	LM212D
FLP-10/3G	N	W	E-	E+	W*	V-	R	V+	T	T*	LM112F	0	LM212F
T05-8/1M	T	E-	E+	V-	F	R	V+	T*	LM112H	0	LM212H
DIL-14/1M	N	T	W	E-	E+	W*	V-	N	F	R	V+	T*	N	N	0	LM216AD
FLP-10/3G	N	W	E-	E+	W*	V-	R	V+	T	T*	0	LM216AF
T05-8/1M	T	E-	E+	V-	F	R	V+	T*	0	LM216AH
DIL-14/1M	N	T	W	E-	E+	W*	V-	N	F	R	V+	T*	N	N	.	.	.	LM216AD	0	LM216D
FLP-10/3G	N	W	E-	E+	W*	V-	R	V+	T	T*	LM216AF	0	LM216F
T05-8/1M	T	E-	E+	V-	F	R	V+	T*	0	LM216H
DIL-14/1M	N	N	T	F	E-	E+	V-	N	N	F	T	R	V+	ϕ	N	N	.	LM118D	0	LM218D
FLP-10/3G	N	T	F	E-	E+	V-	F	T	R	V+	ϕ	N	LM118F	0	LM218F
T05-8/1M	T	F	E-	E+	V-	F	T	R	V+	ϕ	0	LM218H
DIL-14/1M	N	N	GL	E+1	E-1	V-	R2	G2	E+2	E-2	V+	R1	N	N	.	.	.	TDB0118CM	0	LM218H
																	.	TDE0119DP	0	LM219D

TYPE NUMBER	MFR	APP	CMP	GBP MIN	SLEW RATE MIN	V _s ⁺ MAX	V _s ⁻ MAX	T _{op} MAX	A _{vol} MIN	V _{io} MAX	I _b MAX	I _o MAX	P _{TOT} MAX	I _{out} MIN	V _{out} MIN	V _{icm} MAX	V _{id} MAX	dV _{io} /dT MAX	P _o MAX	I _o MAX	CM RR MIN	PS RR MIN	R _{in} MIN
LM219F	MUG	DCP	INT	.	.	+18V	-18V	85C	80dB	4MV	500NA	75NA	500MWF	.	.	15V	5V	.	.	12MA	.	.	.
LM219F	NAU	DCP	INT	.	.	+18V	-18V	85C	80dB	4MV	500NA	75NA	500MWF	.	.	15V	5V	.	.	12MA	.	.	.
LM219H	NAU	DCP	INT	.	.	+18V	-18V	85C	80dB	4MV	500NA	75NA	500MWF	.	.	15V	5V	.	.	12MA	.	.	.
LM219J	NAU	DCP	INT	.	.	+18V	-18V	85C	80dB	4MV	500NA	75NA	500MWF	.	.	15V	5V	.	.	12MA	.	.	.
LM219K	MUG	DCP	INT	.	.	+18V	-18V	85C	80dB	4MV	500NA	75NA	500MWF	.	.	15V	5V	.	.	12MA	.	.	.
LM221AD	NAU	PIA	EXT	.	.	+20V	-20V	85C	24dB	0.4MV	10NA	0.5NA	500MWF	.	.	15V	15V	0.2uV/C	.	2MA	126dB	120dB	4M
LM221AF	NAU	PIA	EXT	.	.	+20V	-20V	85C	24dB	0.4MV	10NA	0.5NA	500MWF	.	.	15V	15V	0.2uV/C	.	2MA	126dB	120dB	4M
LM221AH	NAU	PIA	EXT	.	.	+20V	-20V	85C	24dB	0.4MV	10NA	0.5NA	500MWF	.	.	15V	15V	0.2uV/C	.	2MA	126dB	120dB	4M
LM221D	NAU	PIA	EXT	.	.	+20V	-20V	85C	24dB	0.7MV	10NA	1NA	500MWF	.	.	15V	15V	1uV/C	.	2MA	120dB	120dB	4M
LM221F	NAU	PIA	EXT	.	.	+20V	-20V	85C	24dB	0.7MV	10NA	1NA	500MWF	.	.	15V	15V	1uV/C	.	2MA	120dB	120dB	4M
LM221H	NAU	PIA	EXT	.	.	+20V	-20V	85C	24dB	0.7MV	10NA	1NA	500MWF	.	.	15V	15V	1uV/C	.	2MA	120dB	120dB	4M
LM224A	SJU	QKG	INT	.	.	+16V	-16V	85C	94dB	5MV	150NA	30NA	570MWF	.	.	16V	16V	35uV/C	.	2MA	70dB	65dB	.
LM224AD	NAU	QKG	INT	.	.	+16V	-16V	85C	94dB	3MV	80NA	15NA	900MWF	.	.	16V	16V	20uV/C	.	2MA	70dB	65dB	.
LM224AF	NAU	QKG	INT	.	.	+16V	-16V	85C	94dB	3MV	80NA	15NA	800MWF	.	.	16V	16V	20uV/C	.	2MA	70dB	65dB	.
LM224AJ	NAU	QKG	INT	.	.	+16V	-16V	85C	94dB	3MV	80NA	15NA	900MWF	.	.	16V	16V	20uV/C	.	2MA	70dB	65dB	.
LM224D	NAU	QKG	INT	.	.	+16V	-16V	85C	94dB	5MV	150NA	30NA	900MWF	.	.	16V	16V	35uV/C	.	2MA	70dB	65dB	.
LM224DDD	ING	QKG	INT	.	.	+16V	-16V	85C	94dB	5MV	150NA	30NA	900MWF	.	.	16V	16V	35uV/C	.	2MA	70dB	65dB	.
LM224F	MUG	QKG	INT	.	.	+16V	-16V	85C	94dB	5MV	150NA	30NA	900MWF	.	.	16V	16V	35uV/C	.	2MA	70dB	65dB	.
LM224F	NAU	QKG	INT	.	.	+16V	-16V	85C	94dB	5MV	150NA	30NA	800MWF	.	.	16V	16V	35uV/C	.	2MA	70dB	65dB	.
LM224J	NAU	QKG	INT	.	.	+16V	-16V	85C	94dB	5MV	150NA	30NA	900MWF	.	.	16V	16V	35uV/C	.	2MA	70dB	65dB	.
LM224N(14)	MUG	QKG	INT	.	.	+16V	-16V	85C	94dB	5MV	150NA	30NA	570MWF	.	.	16V	16V	35uV/C	.	2MA	70dB	65dB	.
LM239A	SJU	QCP	EXT	.	.	+18V	-18V	85C	88dB	5MV	250NA	50NA	900MWF	6MA	.	18V	18V	.	.	2MA	.	.	.
LM239AA	MUG	QCP	EXT	.	.	+18V	-18V	85C	94dB	2MV	250NA	50NA	900MWF	6MA	.	18V	18V	.	.	2MA	.	.	.
LM239AD	NAU	QCP	EXT	.	.	+18V	-18V	85C	94dB	2MV	250NA	50NA	900MWF	6MA	.	18V	18V	.	.	2MA	.	.	.
LM239ADDD	ING	QCP	EXT	.	.	+18V	-18V	85C	94dB	2MV	250NA	50NA	900MWF	6MA	.	18V	18V	.	.	2MA	.	.	.
LM239AF	MUG	QCP	EXT	.	.	+18V	-18V	85C	94dB	2MV	250NA	50NA	900MWF	6MA	.	18V	18V	.	.	2MA	.	.	.
LM239AF	NAU	QCP	EXT	.	.	+18V	-18V	85C	94dB	2MV	250NA	50NA	800MWF	6MA	.	18V	18V	.	.	2MA	.	.	.
LM239AJ	NAU	QCP	EXT	.	.	+18V	-18V	85C	94dB	2MV	250NA	50NA	900MWF	6MA	.	18V	18V	.	.	2MA	.	.	.
LM239AN(14)	MUG	QCP	EXT	.	.	+18V	-18V	85C	94dB	2MV	250NA	50NA	900MWF	6MA	.	18V	18V	.	.	2MA	.	.	.
LM239D	NAU	QCP	EXT	.	.	+18V	-18V	85C	88dB	5MV	250NA	50NA	900MWF	6MA	.	18V	18V	.	.	2MA	.	.	.
LM239DDD	ING	QCP	EXT	.	.	+18V	-18V	85C	88dB	5MV	250NA	50NA	900MWF	6MA	.	18V	18V	.	.	2MA	.	.	.
LM239F	SJU	QCP	EXT	.	.	+18V	-18V	85C	88dB	5MV	250NA	50NA	900MWF	6MA	.	18V	18V	.	.	2MA	.	.	.
LM239F	NAU	QCP	EXT	.	.	+18V	-18V	85C	88dB	5MV	250NA	50NA	800MWF	6MA	.	18V	18V	.	.	2MA	.	.	.
LM239J	NAU	QCP	EXT	.	.	+18V	-18V	85C	88dB	5MV	250NA	50NA	900MWF	6MA	.	18V	18V	.	.	2MA	.	.	.
LM239L	TDG	QCP	EXT	.	.	+18V	-18V	85C	88dB	5MV	250NA	50NA	900MWF	6MA	.	18V	18V	.	.	2MA	.	.	.
LM239N(14)	MUG	QCP	EXT	.	.	+18V	-18V	85C	88dB	5MV	250NA	50NA	900MWF	6MA	.	18V	18V	.	.	2MA	.	.	.
LM248D	NAU	QKG	INT	3MHZ	0.2V/uS	+18V	-18V	85C	88dB	6MV	200NA	50NA	900MWF	5MA	12V	18V	36V	.	.	1MA	70dB	77dB	800K
LM248J	NAU	QKG	INT	3MHZ	0.2V/uS	+18V	-18V	85C	88dB	6MV	200NA	50NA	900MWF	5MA	12V	18V	36V	.	.	1MA	70dB	77dB	800K
LM249D	NAU	QKG	INT	1MHZ	0.5V/uS	+18V	-18V	85C	88dB	6MV	200NA	50NA	900MWF	5MA	12V	18V	36V	.	.	1MA	70dB	77dB	800K
LM249J	NAU	QKG	INT	1MHZ	0.5V/uS	+18V	-18V	85C	88dB	6MV	200NA	50NA	900MWF	5MA	12V	18V	36V	.	.	1MA	70dB	77dB	800K
LM258AH	NAU	DGK	INT	.	.	+16V	-16V	85C	94dB	3MV	80NA	15NA	500MWF	10MA	.	16V	32V	15uV/C	.	3MA	70dB	65dB	.
LM258H	NAU	DGK	INT	.	.	+16V	-16V	85C	94dB	5MV	150NA	30NA	500MWF	10MA	.	16V	32V	30uV/C	.	3MA	70dB	65dB	.
LM258N(8)	MUG	DGK	INT	.	.	+16V	-16V	85C	94dB	5MV	150NA	30NA	500MWF	10MA	.	16V	32V	30uV/C	.	3MA	70dB	65dB	.
LM258T	MUG	DGK	INT	.	.	+16V	-16V	85C	94dB	5MV	150NA	30NA	500MWF	10MA	.	16V	32V	30uV/C	.	3MA	70dB	65dB	.
LM258V	MUG	DGK	INT	.	.	+16V	-16V	85C	94dB	5MV	150NA	30NA	500MWF	10MA	.	16V	32V	30uV/C	.	3MA	70dB	65dB	.
LM260D	NAU	CPR	EXT	.	.	+8V	-8V	85C	.	5MV	20uA	3uA	.	6MA	.	4V	5V	40uV/C	.	32MA	.	.	5K
LM260H	NAU	CPR	EXT	.	.	+8V	-8V	85C	.	5MV	20uA	3uA	.	6MA	.	4V	5V	40uV/C	.	32MA	.	.	5K
LM260J-14	NAU	CPR	EXT	.	.	+8V	-8V	85C	.	5MV	20uA	3uA	.	6MA	.	4V	5V	40uV/C	.	32MA	.	.	5K
LM261D	NAU	CPR	EXT	.	.	+16V	-16V	85C	60dB	3MV	20uA	3uA	600MWF	18MA	.	6V	5V	.	.	18MA	.	.	8K
LM261H	NAU	CPR	EXT	.	.	+16V	-16V	85C	60dB	3MV	20uA	3uA	600MWF	18MA	.	6V	5V	.	.	18MA	.	.	8K
LM261J	NAU	CPR	EXT	.	.	+16V	-16V	85C	60dB	3MV	20uA	3uA	600MWF	18MA	.	6V	5V	.	.	18MA	.	.	8K
LM293AH	NAU	DCP	EXT	.	.	+18V	-18V	85C	94dB	2MV	250NA	50NA	900MWF	6MA	.	18V	36V	.	.	3MA	.	.	.
LM293H	NAU	DCP	EXT	.	.	+18V	-18V	85C	94dB	5MV	250NA	50NA	900MWF	6MA	.	18V	36V	.	.	3MA	.	.	.
LM293N(8)	MUG	DCP	EXT	.	.	+18V	-18V	85C	94dB	5MV	250NA	50NA	570MWF	6MA	.	18V	36V	.	.	3MA	.	.	.
LM293T	MUG	DCP	EXT	.	.	+18V	-18V	85C	94dB	5MV	250NA	50NA	900MWF	6MA	.	18V	36V	.	.	3MA	.	.	.
LM293V	MUG	DCP	EXT	.	.	+18V	-18V	85C	94dB	5MV	250NA	50NA	570MWF	6MA	.	18V	36V	.	.	3MA	.	.	.
LM301AA	MUG	GPU	EXT	.	.	+18V	-18V	70C	88dB	7.5MV	250NA	50NA	500MWF	5MA	12V	15V	30V	30uV/C	.	3MA	70dB	70dB	500K
LM301AD	MUG	GPU	EXT	.	.	+18V	-18V	70C	88dB	7.5MV	250NA	50NA	500MWF	5MA	12V	15V	30V	30uV/C	.	3MA	70dB	70dB	500K
LM301AF	SJU	GPU	EXT	.	.	+18V	-18V	70C	88dB	7.5MV	250NA	50NA	500MWF	5MA	12V	15V	30V	30uV/C	.	3MA	70dB	70dB	500K
LM301AH	NAU	GPU	EXT	.	.	+18V	-18V	70C	88dB	7.5MV	250NA	50NA	500MWF	5MA	12V	15V	30V	30uV/C	.	3MA	70dB	70dB	500K

For detailed explanations of column heading notations, see App. A.

Also for ready references the more important abbreviations used in the column headings are listed below:

LEFT HAND PAGE

APP = application (codes at APP.E.)

CMRR = common mode rejection ratio

CMP = compensation (frequency)

dV_{IO}/dT = input offset voltage temperature drift

GBP = gain bandwidth product

I_B = input bias current

I_{IO} = input bias offset current

I_Q = quiescent supply current

MFR = manufacturer (codes at App.C.)

P_Q = quiescent power consumer

PSRR = power supply rejection ratio

V_{ICM} = common mode input voltage rating

V_{IDF} = differential input voltage rating

V_{IO} = input offset voltage

V_S = dc supply voltage

RIGHT HAND PAGE

Lead out coding summary (details at APP.G.) for different cases (APP.F.)

A = gain adjust

B = bias adjust

C = case

E- = inverting input

E+ = non-inverting input

F,F* = input frequency compensation

G = ground

J = high level input

K = output, open collector

L = output, open emitter

M = metal case

N = not connected

Q = special terminal

R,R* = outputs

S = strobe

T,T* = offset balance

V+ = +ve dc supply

V- = -ve dc supply

W = guard ring

X = blank position, no lead

++ = +ve supplementary dc supply

-- = -ve supplementary dc supply

ϕ, ϕ^* = output frequency compensation

	CASE (APP.F.)	LD 1	LD 2	LD 3	LD 4	LD 5	LD 6	LD 7	LD 8	LD 9	LD 10	LD 11	LD 12	LD 13	LD 14	LD 15	LD 16	EUROPE SUBSTITUTION	USA SUBSTITUTION	IS	TYPE NUMBER	
	DIL-14/1C	N	N	G1	E+1	E-1	V-	R2	G2	E+2	E-2	V+	R1	N	N			TDE01190P	LM219J	0	LM219F	
	FLP-10/3G	R1	G1	E+1	E-1	V-	R2	G2	E+2	E-2	V+								LM119F	0	LM219F	
	T05-10/1M	R1	G1	E+1	E-1	V-	R2	G2	E+2	E-2	V+							TDE01190P	LM119H	0	LM219H	
	DIL-14/1C	N	N	G1	E+1	E-1	V-	R2	G2	E+2	E-2	V+	R1	N	N			TDE01190P	LM219Q	0	LM219J	
	T05-10/1M	R1	G1	E+1	E-1	V-	R2	G2	E+2	E-2	V+							TDE01190P	LM219H	0	LM219K	
	DIL-14/1M	N	R	W	E-	E+	W*	V-	N	T	T*	V+	R*	N	N				LM121AD	0	LM221AD	
	FLP-10/3G	R	W	E-	E+	W*	V-	T	T*	V+	R*								LM121AF	0	LM221AF	
	T05-8/1M	R	E-	E+	V-	T	T*	V+	R*										LM121AH	0	LM221AH	
	DIL-14/1M	N	R	W	E-	E+	W*	V-	N	T	T*	V+	R*	N	N				LM221AD	0	LM221D	
	FLP-10/3G	R	W	E-	E+	W*	V-	T	T*	V+	R*								LM221AF	0	LM221F	
	T05-8/1M	R	E-	E+	V-	T	T*	V+	R*										LM121H	0	LM221H	
	DIL-14/1P	R1	E-1	E+1	V+	E+2	E-2	R2	R3	E-3	E+3	G	E+4	E-4	R4			LM224D	LM224J	0	LM224A	
	DIL-14/1M	R1	E-1	E+1	V+	E+2	E-2	R2	R3	E-3	E+3	G	E+4	E-4	R4				LM124AD	0	LM224AD	
	FLP-14/3G	R1	E-1	E+1	V+	E+2	E-2	R2	R3	E-3	E+3	G	E+4	E-4	R4				LM124AF	0	LM224AF	
	DIL-14/1C	R1	E-1	E+1	V+	E+2	E-2	R2	R3	E-3	E+3	G	E+4	E-4	R4				LM124AD	0	LM224AJ	
	DIL-14/1M	R1	E-1	E+1	V+	E+2	E-2	R2	R3	E-3	E+3	G	E+4	E-4	R4				SG224J	0	LM224D	
	DIL-14/1M	R1	E-1	E+1	V+	E+2	E-2	R2	R3	E-3	E+3	G	E+4	E-4	R4				SG224J	0	LM224DDD	
	DIL-14/1C	R1	E-1	E+1	V+	E+2	E-2	R2	R3	E-3	E+3	G	E+4	E-4	R4				LM224J	0	LM224F	
	FLP-14/3G	R1	E-1	E+1	V+	E+2	E-2	R2	R3	E-3	E+3	G	E+4	E-4	R4				LM124F	0	LM224F	
	DIL-14/1C	R1	E-1	E+1	V+	E+2	E-2	R2	R3	E-3	E+3	G	E+4	E-4	R4				SG224J	0	LM224J	
	DIL-14/1P	R1	E-1	E+1	V+	E+2	E-2	R2	R3	E-3	E+3	G	E+4	E-4	R4				LM224D	LM224J	0	LM224N(14)
	DIL-14/1P	R2	R1	V+	E-1	E+1	E-2	E+2	E+3	E-3	E-4	E+4	G	R4	R3				MLM239L	LM239D	0	LM239A
	DIL-14/1P	R2	R1	V+	E-1	E+1	E-2	E+2	E+3	E-3	E-4	E+4	G	R4	R3				MLM239AL	LM239AJ	0	LM239AA
	DIL-14/1M	R2	R1	V+	E-1	E+1	E-2	E+2	E+3	E-3	E-4	E+4	G	R4	R3				MLM239AL	LM239AD	0	LM239AD
	DIL-14/1C	R2	R1	V+	E-1	E+1	E-2	E+2	E+3	E-3	E-4	E+4	G	R4	R3				MLM239AL	LM239AD	0	LM239ADD
	DIL-14/1C	R2	R1	V+	E-1	E+1	E-2	E+2	E+3	E-3	E-4	E+4	G	R4	R3				MLM239AL	LM239AD	0	LM239AF
	FLP-14/3G	R2	R1	V+	E-1	E+1	E-2	E+2	E+3	E-3	E-4	E+4	G	R4	R3				MLM239AL	LM239AJ	0	LM239AJ
	DIL-14/1C	R2	R1	V+	E-1	E+1	E-2	E+2	E+3	E-3	E-4	E+4	G	R4	R3				MLM239AL	LM239AJ	0	LM239AN(14)
	DIL-14/1P	R2	R1	V+	E-1	E+1	E-2	E+2	E+3	E-3	E-4	E+4	G	R4	R3				MLM239AL	LM239AJ	0	LM239D
	DIL-14/1C	R2	R1	V+	E-1	E+1	E-2	E+2	E+3	E-3	E-4	E+4	G	R4	R3				MLM239L	LM239D	0	LM239DD
	DIL-14/1C	R2	R1	V+	E-1	E+1	E-2	E+2	E+3	E-3	E-4	E+4	G	R4	R3				MLM239L	LM239J	0	LM239F
	FLP-14/3G	R2	R1	V+	E-1	E+1	E-2	E+2	E+3	E-3	E-4	E+4	G	R4	R3				MLM239L	LM239J	0	LM239F
	DIL-14/1C	R2	R1	V+	E-1	E+1	E-2	E+2	E+3	E-3	E-4	E+4	G	R4	R3				MLM239L	LM239J	0	LM239J
	DIL-14/1C	R2	R1	V+	E-1	E+1	E-2	E+2	E+3	E-3	E-4	E+4	G	R4	R3				MLM239L	LM239J	0	LM239L
	DIL-14/1P	R2	R1	V+	E-1	E+1	E-2	E+2	E+3	E-3	E-4	E+4	G	R4	R3				MLM239L	LM239D	0	LM239N(14)
	DIL-14/1M	R1	E-1	E+1	V+	E+2	E-2	R2	R3	E-3	E+3	V-	E+4	E-4	R4				LM249D	0	LM248D	
	DIL-14/1C	R1	E-1	E+1	V+	E+2	E-2	R2	R3	E-3	E+3	V-	E+4	E-4	R4				LM249J	0	LM248J	
	DIL-14/1M	R1	E-1	E+1	V+	E+2	E-2	R2	R3	E-3	E+3	V-	E+4	E-4	R4				LM248D	0	LM248D	
	DIL-14/1C	R1	E-1	E+1	V+	E+2	E-2	R2	R3	E-3	E+3	V-	E+4	E-4	R4				LM248D	0	LM249J	
	T05-8/1M	R1	E-1	E+1	G	E+2	E-2	R2	V+										LM158AH	0	LM258AH	
	T05-8/1M	R1	E-1	E+1	G	E+2	E-2	R2	V+										MLM158G	0	LM258H	
	DIL-8/1P	R1	E-1	E+1	G	E+2	E-2	R2	V+										LM258V	0	LM258N(8)	
	T05-8/1M	R1	E-1	E+1	G	E+2	E-2	R2	V+										MLM158G	LM258H	0	LM258T
	DIL-8/1P	R1	E-1	E+1	G	E+2	E-2	R2	V+										LM258N8	0	LM258V	
	DIL-14/1M	N	N	N	E-	E+	V-	N	N	G	R	R*	V+	N	N				UA760DM	0	LM260D	
	T05-8/1M	N	E-	E+	V-	G	R	R*	V+										LM160H	0	LM260H	
	DIL-14/1C	N	N	N	E-	E+	V-	N	N	G	R	R*	V+	N	N				LM160D	0	LM260J-14	
	DIL-14/1M	V+	N	E+	E-	N	V-	N	S2	R	G	R*	N	S1	++				LM161D	0	LM261D	
	T05-10/1M	E+	E-	V-	S2	R	G	R*	S1	++	V+								LM161H	0	LM261H	
	DIL-14/1C	V+	N	E+	E-	N	V-	N	S2	R	G	R*	N	S1	++				LM161J	0	LM261J	
	T05-8/1M	R1	E-1	E+1	G	E+2	E-2	R2	V+										LM193AH	0	LM293AH	
	T05-8/1M	R1	E-1	E+1	G	E+2	E-2	R2	V+										LM193H	0	LM293H	
	DIL-8/1P	R1	E-1	E+1	G	E+2	E-2	R2	V+										LM2903N	0	LM293N(8)	
	T05-8/1M	R1	E-1	E+1	G	E+2	E-2	R2	V+										LM293H	0	LM293T	
	DIL-8/1P	R1	E-1	E+1	G	E+2	E-2	R2	V+										LM2903N	0	LM293V	
	DIL-14/1P	N	N	FT	E-	E+	V-	N	N	T*	R	V+	F*	N	N				UA301AD	LM301AJ14	0	LM301AA
	MDL-8/2P	FT	E-	E+	V-	T*	R	V+	F*										TD0301D	0	LM301AD	
	DIL-14/1C	N	N	FT	E-	E+	V-	N	N	T*	R	V+	F*	N	N				UA301AD	LM301AJ14	0	LM301AF
	T05-8/1M	FT	E-	E+	V-M	T*	R	V+	F*										SFC2301AH	UA301AH	0	LM301AH

TYPE NUMBER	MFR	APP	COMP	GBP MIN	SLEW RATE MIN	V _{S+} MAX	V _{S-} MAX	T _{DP} MAX	A _{VOL} MIN	V _{IO} MAX	I _B MAX	I _{IO} MAX	P _{TOT} MAX	I _{OUT} MIN	V _{OUT} MIN	V _{ICM} MAX	V _{IDF} MAX	dV _{IO} /dT MAX	P _O MAX	I _O MAX	CM RR MIN	PS RR MIN	R _{IN} MIN
LM301AJ	NAU	GPU	EXT	.	.	+18V	-18V	70C	88dB	7.5MV	250NA	50NA	500MWF	5MA	12V	15V	30V	30uV/C	.	3MA	70dB	70dB	500K
LM301AJ	TDG	GPU	EXT	.	.	+18V	-18V	70C	88dB	7.5MV	250NA	50NA	500MWF	5MA	12V	15V	30V	30uV/C	.	3MA	70dB	70dB	500K
LM301AJ14	NAU	GPU	EXT	.	.	+18V	-18V	70C	88dB	7.5MV	250NA	50NA	500MWF	5MA	12V	15V	30V	30uV/C	.	3MA	70dB	70dB	500K
LM301AN	ING	GPU	EXT	.	.	+18V	-18V	70C	88dB	7.5MV	250NA	50NA	500MWF	5MA	12V	15V	30V	30uV/C	.	3MA	70dB	70dB	500K
LM301AN(8)	MUG	GPU	EXT	.	.	+18V	-18V	70C	88dB	7.5MV	250NA	50NA	500MWF	5MA	12V	15V	30V	30uV/C	.	.	70dB	70dB	500K
LM301AN-8	TDG	GPU	EXT	.	.	+18V	-18V	70C	88dB	7.5MV	250NA	50NA	500MWF	5MA	12V	15V	30V	30uV/C	.	3MA	70dB	70dB	500K
LM301AT	SJU	GPU	EXT	.	.	+18V	-18V	70C	88dB	7.5MV	250NA	50NA	500MWF	5MA	12V	15V	30V	30uV/C	.	.	70dB	70dB	500K
LM301AV	SJU	GPU	EXT	.	.	+18V	-18V	70C	88dB	7.5MV	250NA	50NA	500MWF	5MA	12V	15V	30V	30uV/C	.	.	70dB	70dB	500K
LM301D	ADU	GPU	EXT	.	.	+18V	-18V	70C	83dB	10MV	2uA	75uA	500MWF	5MA	12V	15V	30V	30uV/C	.	3MA	65dB	70dB	100K
LM302F	ADU	GPU	EXT	.	.	+18V	-18V	70C	83dB	10MV	2uA	75uA	500MWF	.	12V	15V	30V	30uV/C	.	3MA	65dB	70dB	100K
LM302H	ADU	VFA	INT	.	.	+18V	-18V	85C	0dB	15MV	30NA	.	500MWF	1MA	10V	.	.	90uV/C	.	6MA	.	60dB	10G
LM302H	NAU	VFA	INT	.	.	+18V	-18V	70C	0dB	15MV	30NA	.	500MWF	1MA	10V	.	.	90uV/C	.	6MA	.	60dB	10G
LM306H	NAU	CPR	EXT	.	.	+15V	-15V	70C	84dB	5MV	25uA	5uA	600MWF	50MA	2.5V	.	.	20uV/C	163MM
LM307A	MUG	GPK	INT	.	.	+18V	-18V	70C	84dB	7.5MV	250NA	50NA	500MWF	5MA	12V	15V	30V	30uV/C	.	.	70dB	70dB	0.5M
LM307D	NAU	GPK	INT	.	.	+18V	-18V	70C	84dB	7.5MV	250NA	50NA	500MWF	5MA	12V	15V	30V	30uV/C	.	.	70dB	70dB	0.5M
LM307H	NAU	GPK	INT	.	.	+18V	-18V	70C	84dB	7.5MV	250NA	50NA	500MWF	5MA	12V	15V	30V	30uV/C	.	.	70dB	70dB	0.5M
LM307J	NAU	GPK	INT	.	.	+18V	-18V	70C	84dB	7.5MV	250NA	50NA	500MWF	5MA	12V	15V	30V	30uV/C	.	.	70dB	70dB	0.5M
LM307J-14	NAU	GPK	INT	.	.	+18V	-18V	70C	84dB	7.5MV	250NA	50NA	500MWF	5MA	12V	15V	30V	30uV/C	.	.	70dB	70dB	0.5M
LM307N	NAU	GPK	INT	.	.	+18V	-18V	70C	84dB	7.5MV	250NA	50NA	500MWF	5MA	12V	15V	30V	30uV/C	.	.	70dB	70dB	0.5M
LM307N(8)	MUG	GPK	INT	.	.	+18V	-18V	70C	84dB	7.5MV	250NA	50NA	500MWF	5MA	12V	15V	30V	30uV/C	.	.	70dB	70dB	0.5M
LM307N(14)	MUG	GPK	INT	.	.	+18V	-18V	70C	84dB	7.5MV	250NA	50NA	500MWF	5MA	12V	15V	30V	30uV/C	.	.	70dB	70dB	0.5M
LM307T	MUG	GPK	INT	.	.	+18V	-18V	70C	84dB	7.5MV	250NA	50NA	500MWF	5MA	12V	15V	30V	30uV/C	.	.	70dB	70dB	0.5M
LM307V	MUG	GPK	INT	.	.	+18V	-18V	70C	84dB	7.5MV	250NA	50NA	500MWF	5MA	12V	15V	30V	30uV/C	.	.	70dB	70dB	0.5M
LM308AD	NAU	SBA	EXT	.	.	+18V	-18V	70C	98dB	0.5MV	7NA	1NA	500MWF	1MA	13V	15V	1V	5uV/C	.	6MA	96dB	96dB	10M
LM308AF	SJU	SBA	EXT	.	.	+18V	-18V	70C	98dB	0.5MV	7NA	1NA	500MWF	1MA	13V	15V	1V	5uV/C	.	6MA	96dB	96dB	10M
LM308AH	NAU	SBA	EXT	.	.	+18V	-18V	70C	98dB	0.5MV	7NA	1NA	500MWF	1MA	13V	15V	1V	5uV/C	.	6MA	96dB	96dB	10M
LM308AH-1	NAU	SBA	EXT	.	.	+18V	-18V	70C	98dB	0.5MV	7NA	1NA	500MWF	1MA	13V	15V	1V	5uV/C	.	6MA	96dB	96dB	10M
LM308AH-2	NAU	SBA	EXT	.	.	+18V	-18V	70C	98dB	0.5MV	7NA	1NA	500MWF	1MA	13V	15V	1V	2uV/C	.	6MA	96dB	96dB	10M
LM308AJ	NAU	SBA	EXT	.	.	+18V	-18V	70C	98dB	0.5MV	7NA	1NA	500MWF	1MA	13V	15V	1V	5uV/C	.	6MA	96dB	96dB	10M
LM308AN	ADU	SBA	EXT	.	.	+18V	-18V	70C	98dB	0.5MV	7NA	1NA	500MWF	1MA	13V	15V	1V	5uV/C	.	6MA	96dB	96dB	10M
LM308AT	MUG	SBA	EXT	.	.	+18V	-18V	70C	98dB	0.5MV	7NA	1NA	500MWF	1MA	13V	15V	1V	5uV/C	.	6MA	96dB	96dB	10M
LM308D	NAU	SBA	EXT	.	.	+18V	-18V	70C	88dB	7.5MV	7NA	1NA	500MWF	1MA	13V	15V	1V	30uV/C	.	6MA	80dB	80dB	10M
LM308D	MUG	SBA	EXT	.	.	+18V	-18V	70C	88dB	7.5MV	7NA	1NA	500MWF	1MA	13V	15V	1V	30uV/C	.	6MA	80dB	80dB	10M
LM308H	NAU	SBA	EXT	.	.	+18V	-18V	70C	88dB	7.5MV	7NA	1NA	500MWF	1MA	13V	15V	1V	30uV/C	.	6MA	80dB	80dB	10M
LM308J	NAU	SBA	EXT	.	.	+18V	-18V	70C	88dB	7.5MV	7NA	1NA	500MWF	1MA	13V	15V	1V	30uV/C	.	6MA	80dB	80dB	10M
LM308N	NAU	SBA	EXT	.	.	+18V	-18V	70C	88dB	7.5MV	7NA	1NA	500MWF	1MA	13V	15V	1V	30uV/C	.	6MA	80dB	80dB	10M
LM308N(8)	SJU	SBA	EXT	.	.	+18V	-18V	70C	88dB	7.5MV	7NA	1NA	500MWF	1MA	13V	15V	1V	30uV/C	.	6MA	80dB	80dB	10M
LM308T	SJU	SBA	EXT	.	.	+18V	-18V	70C	88dB	7.5MV	7NA	1NA	500MWF	1MA	13V	15V	1V	30uV/C	.	6MA	80dB	80dB	10M
LM308V	SJU	SBA	EXT	.	.	+18V	-18V	70C	88dB	7.5MV	7NA	1NA	500MWF	1MA	13V	15V	1V	30uV/C	.	6MA	80dB	80dB	10M
LM310D	NAU	VFA	INT	.	15V/uS	+18V	-18V	70C	0dB	7.5MV	7NA	.	500MWF	1MA	10V	15V	15V	50uV/C	.	6MA	.	70dB	10G
LM310F	NAU	VFA	INT	.	15V/uS	+18V	-18V	70C	0dB	7.5MV	7NA	.	500MWF	1MA	10V	15V	15V	50uV/C	.	6MA	.	70dB	10G
LM310H	NAU	VFA	INT	.	15V/uS	+18V	-18V	70C	0dB	7.5MV	7NA	.	500MWF	1MA	10V	15V	15V	50uV/C	.	6MA	.	70dB	10G
LM310J	NAU	VFA	INT	.	15V/uS	+18V	-18V	70C	0dB	7.5MV	7NA	.	500MWF	1MA	10V	15V	15V	50uV/C	.	6MA	.	70dB	10G
LM310J-8	NAU	VFA	INT	.	15V/uS	+18V	-18V	70C	0dB	7.5MV	7NA	.	500MWF	1MA	10V	15V	15V	50uV/C	.	6MA	.	70dB	10G
LM310N	NAU	VFA	INT	.	15V/uS	+18V	-18V	70C	0dB	7.5MV	7NA	.	500MWF	1MA	10V	15V	15V	50uV/C	.	6MA	.	70dB	10G
LM311A	SJU	CPR	EXT	.	.	+18V	-18V	70C	100dB	7.5MV	250NA	50NA	500MWF	.	15V	30V	.	.	.	8MA	.	.	.
LM311D	NAU	CPR	EXT	.	.	+18V	-18V	70C	100dB	7.5MV	250NA	50NA	500MWF	.	15V	30V	.	.	.	8MA	.	.	.
LM311F	MUG	CPR	EXT	.	.	+18V	-18V	70C	100dB	7.5MV	250NA	50NA	500MWF	.	15V	30V	.	.	.	8MA	.	.	.
LM311F	NAU	CPR	EXT	.	.	+18V	-18V	70C	100dB	7.5MV	250NA	50NA	500MWF	.	15V	30V	.	.	.	8MA	.	.	.
LM311H	NAU	CPR	EXT	.	.	+18V	-18V	70C	100dB	7.5MV	250NA	50NA	500MWF	.	15V	30V	.	.	.	8MA	.	.	.
LM311J	NAU	CPR	EXT	.	.	+18V	-18V	70C	100dB	7.5MV	250NA	50NA	500MWF	.	15V	30V	.	.	.	8MA	.	.	.
LM311J-8	NAU	CPR	EXT	.	.	+18V	-18V	70C	100dB	7.5MV	250NA	50NA	500MWF	.	15V	30V	.	.	.	8MA	.	.	.
LM311N	NAU	CPR	EXT	.	.	+18V	-18V	70C	100dB	7.5MV	250NA	50NA	500MWF	.	15V	30V	.	.	.	8MA	.	.	.
LM311N(8)	MUG	CPR	EXT	.	.	+18V	-18V	70C	100dB	7.5MV	250NA	50NA	500MWF	.	15V	30V	.	.	.	8MA	.	.	.
LM311N-8	TDG	CPR	EXT	.	.	+18V	-18V	70C	100dB	7.5MV	250NA	50NA	500MWF	.	15V	30V	.	.	.	8MA	.	.	.
LM311N(14)	MUG	CPR	EXT	.	.	+18V	-18V	70C	100dB	7.5MV	250NA	50NA	500MWF	.	15V	30V	.	.	.	8MA	.	.	.
LM311N-14	NAU	CPR	EXT	.	.	+18V	-18V	70C	100dB	7.5MV	250NA	50NA	500MWF	.	15V	30V	.	.	.	8MA	.	.	.
LM311T	SJU	CPR	EXT	.	.	+18V	-18V	70C	100dB	7.5MV	250NA	50NA	500MWF	.	15V	30V	.	.	.	8MA	.	.	.
LM311V	SJU	CPR	EXT	.	.	+18V	-18V	70C	100dB	7.5MV	250NA	50NA	500MWF	.	15V	30V	.	.	.	8MA	.	.	.

For detailed explanations of column heading notations, see App. A.

Also for ready references the more important abbreviations used in the column headings are listed below:

LEFT HAND PAGE
 APP = application (codes at APP.E.)
 CMRR = common mode rejection ratio
 CMP = compensation (frequency)
 dV_{IO}/dT = input offset voltage temperature drift
 GBP = gain bandwidth product
 I_b = input bias current
 I_{IO} = input bias offset current
 I_Q = quiescent supply current
 MFR = manufacturer (codes at App.C.)
 P_0 = quiescent power consumer
 PSRR = power supply rejection ratio
 V_{ICM} = common mode input voltage rating
 V_{IDT} = differential input voltage rating
 V_{IO} = input offset voltage
 V_S = dc supply voltage

RIGHT HAND PAGE
 Lead out coding summary (details at APP.G.) for different cases (APP.F.)

A = gain adjust
 B = bias adjust
 C = case
 E- = inverting input
 E+ = non-inverting input
 F, F* = input frequency compensation
 G = ground
 J = high level input
 K = output, open collector
 L = output, open emitter
 M = metal case
 N = not connected
 Q = special terminal
 R, R* = outputs
 S = strobe
 T, T* = offset balance
 V+ = +ve dc supply
 V- = -ve dc supply
 W = guard ring
 X = blank position, no lead
 + + = +ve supplementary dc supply
 - - = -ve supplementary dc supply
 ϕ, ϕ^* = output frequency compensation

CASE (APP.F.)	LD 1	LD 2	LD 3	LD 4	LD 5	LD 6	LD 7	LD 8	LD 9	LD 10	LD 11	LD 12	LD 13	LD 14	LD 15	LD 16	EUROPE SUBSTITUTE	USA SUBSTITUTE	ISS	TYPE NUMBER
DIL-8/1C	FT	E-	E+	V-	T*	R	V+	F*	SFC2301ADC	UA301AT	0	LM301AJ
DIL-14/1C	N	N	FT	E-	E+	V-	N	N	T*	R	V+	F*	N	N	.	.	UA301AD	LM301AJ14	0	LM301AJ
DIL-14/1P	N	N	FT	E-	E+	V-	N	N	T*	R	V+	F*	N	N	.	.	UA301AD	LM301AJ14	0	LM301AJ14
DIL-8/1P	FT	E-	E+	V-	T*	R	V+	F*	SFC2301ADC	UA301AT	0	LM301AN
DIL-8/1P	FT	E-	E+	V-	T*	R	V+	F*	SFC2301ADC	LM301AJ	0	LM301AN(8)
DIL-8/1P	FT	E-	E+	V-	T*	R	V+	F*	SFC2301ADC	LM301AJ	0	LM301AN-8
T05-8/1M	FT	E-	E+	V-M	T*	R	V+	F*	SFC2301A	LM301AH	0	LM301AT
DIL-8/1P	FT	E-	E+	V-	T*	R	V+	F*	SFC2301ADC	LM301AJ	0	LM301AV
DIL-14/1C	N	N	FT	E-	E+	V-	N	N	T*	R	V+	F*	N	N	.	.	UA301AD	LM301AJ14	0	LM301D
FLP-10/3C	N	FT	E-	E+	V-	T*	R	V+	F*	N	SFC2201APT	LM301AF	0	LM301F
T05-8/1M	FT	E-	E+	V-M	T*	R	V+	F*	SFC2301A	LM301AH	0	LM301H
DIL-14/1C	N	N	T	N	E+	V-	N	N	L	R	V+	T*	N	N	.	.	LM202D	LM302D	0	LM302D
T05-8/1M	T	N	E+	V-	L	R	V+	T*	UA302C	UA302C	0	LM302H
T05-8/1M	G	E+	E-	V-M	S1	S2	R	V+	SN72306L	SN72306L	0	LM306H
DIL-14/1P	N	N	N	E-	E+	V-	N	N	N	R	V+	N	N	N	.	.	SN72307JA	LM307D	0	LM307A
DIL-14/1M	N	N	N	E-	E+	V-	N	N	N	R	V+	N	N	N	.	.	SN72307JA	LM307D	0	LM307D
T05-8/1M	N	E-	E+	V-M	N	R	V+	N	SFC2307	UA307H	0	LM307H
DIL-8/1C	N	E-	E+	V-	N	R	V+	N	SFC2307DC	UA307T	0	LM307J
DIL-14/1C	N	N	N	E-	E+	V-	N	N	N	R	V+	N	N	N	.	.	SN72307JA	SN72307JA	0	LM307J-14
DIL-8/1P	N	E-	E+	V-	N	R	V+	N	SFC2307DC	SN72307JP	0	LM307N
DIL-8/1P	N	E-	E+	V-	N	R	V+	N	SFC2307DC	LM307V	0	LM307N(8)
DIL-14/1P	N	N	N	E-	E+	V-	N	N	N	R	V+	N	N	N	.	.	SN72307JA	LM307A	0	LM307N(14)
T05-8/1M	N	E-	E+	V-M	N	R	V+	N	UA307H	LM307H	0	LM307T
DIL-8/1P	N	E-	E+	V-	N	R	V+	N	SFC2307DC	LM307N	0	LM307V
DIL-14/1G	N	F	N	E-	E+	N	V-	N	N	R	V+	F*	N	N	.	.	SN72308AJA	UA308AD	0	LM308AD
DIL-14/1C	N	F	N	E-	E+	N	V-	N	N	R	V+	F*	N	N	.	.	UA308AD	LM308AD	0	LM308AF
T05-8/1M	F	E-	E+	V-M	N	R	V+	F*	SFC2308A	UA308AH	0	LM308AH
T05-8/1M	F	E-	E+	V-M	N	R	V+	F*	SFC2308A	UA308AH	0	LM308AH-1
T05-8/1M	F	E-	E+	V-M	N	R	V+	F*	SFC2308A	UA308AH	0	LM308AH-2
DIL-14/1C	N	F	N	E-	E+	N	V-	N	N	R	V+	F*	N	N	.	.	SN72308AJA	UA308AD	0	LM308AJ
DIL-8/1P	F	E-	E+	V-	N	R	V+	F*	UA308AH	LM308AH	0	LM308AN
T05-8/1M	F	E-	E+	V-M	N	R	V+	F*	SN72308JA	UA308D	0	LM308AT
DIL-14/1M	N	F	N	E-	E+	N	V-	N	N	R	V+	F*	N	N	.	.	SN72308JA	UA308D	0	LM308D
MDL-8/2P	F	E-	E+	V-	N	R	V+	F*	UA308H	LM308H	0	LM308D
T05-8/1M	F	E-	E+	V-M	N	R	V+	F*	SFC2308	UA308H	0	LM308H
DIL-14/1C	N	F	N	E-	E+	N	V-	N	N	R	V+	F*	N	N	.	.	SN72308JA	UA308D	0	LM308J
DIL-8/1P	F	E-	E+	V-	N	R	V+	F*	SFC2308DC	SN72308JP	0	LM308J
DIL-8/1P	F	E-	E+	V-	N	R	V+	F*	SFC2308DC	LM308N	0	LM308N(8)
T05-8/1M	F	E-	E+	V-	N	R	V+	F*	UA308H	LM308H	0	LM308T
DIL-8/1P	F	E-	E+	V-	N	R	V+	F*	SFC2308DC	LM308N	0	LM308V
DIL-14/1M	N	N	T	N	E+	V-	N	N	L	R	V+	T*	N	N	.	.	SFC2310EC	SN72310JA	0	LM310D
FLP-10/3G	N	T	N	E+	V-	L	R	V+	T*	N	LM210F	LM210F	0	LM310F
T05-8/1M	T	N	E+	V-	L	R	V+	T*	SFC2310EC	UA310C	0	LM310H
DIL-14/1C	N	N	T	N	E+	V-	N	N	L	R	V+	T*	N	N	.	.	SFC2310EC	SN72310JA	0	LM310J
DIL-8/1C	T	N	E+	V-	L	R	V+	T*	SFC2310DC	SN72310JP	0	LM310J-8
DIL-8/1P	T	N	E+	V-	L	R	V+	T*	SFC2310DC	SN72310JP	0	LM310N
DIL-14/1P	N	G	E+	E-	N	V-	T	T*S	R	N	V+	N	N	N	.	.	SFC2311EC	LM311D	0	LM311A
DIL-14/1M	N	G	E+	E-	N	V-	T	T*S	R	N	V+	N	N	N	.	.	SFC2311EC	SN72311J	0	LM311D
DIL-14/1C	N	G	E+	E-	N	V-	T	T*S	R	E+	E-	N	N	N	.	.	SFC2311EC	LM311J	0	LM311F
FLP-10/3G	G	E+	E-	N	V-	T	T*S	N	R	V+	SN72311FA	SN72311FA	0	LM311F
T05-8/1M	G	E+	E-	V-	T	T*S	R	V+	SFC2311	UA311H	0	LM311H
DIL-14/1C	N	G	E+	E-	N	V-	T	T*S	R	N	V+	N	N	N	.	.	SFC2311EC	SN72311J	0	LM311J
DIL-8/1C	G	E+	E-	V-	T	T*S	R	V+	SFC2311DC	UA311R	0	LM311J-8
DIL-8/1P	G	E+	E-	V-	T	T*S	R	V+	SFC2311DC	UA311R	0	LM311N
DIL-8/1P	G	E+	E-	V-	T	T*S	R	V+	UA311R	LM311N	0	LM311N(8)
DIL-8/1P	G	E+	E-	V-	T	T*S	R	V+	SFC2311DC	LM311N	0	LM311N-8
DIL-14/1P	N	G	E+	E-	N	V-	T	T*S	R	N	V+	N	N	N	.	.	SFC2311EC	LM311D	0	LM311N(14)
DIL-14/1P	N	G	E+	E-	N	V-	T	T*S	R	N	V+	N	N	N	.	.	SFC2311EC	SN72311J	0	LM311N-14
T05-8/1M	N	G	E+	E-	V-	T	T*S	R	V+	UA311H	LM311H	0	LM311T
DIL-8/1P	G	E+	E-	V-	T	T*S	R	V+	UA311R	LM311N	0	LM311V

TYPE NUMBER	MFR	APP	COMP	GBP MIN	SLEW RATE MIN	V _s ⁺ MAX	V _s ⁻ MAX	T _{op} MAX	A _{VOL} MIN	V _{IO} MAX	I _B MAX	I _{IO} MAX	I _{Prot} MAX	I _{OUT} MIN	V _{OUT} MIN	V _{ICM} MAX	V _{IDF} MAX	dV _{IO} /dT MAX	P _O MAX	I _O MAX	CM RR MIN	PS RR MIN	R _{IN} MIN
LM312D	NAU	SBA	INT	.	.	+18V	-18V	70C	88dB	7.5MV	7NA	1NA	500MWF	1MA	13V	14V	14V	15uV/C	.	8MA	80dB	80dB	10M
LM312F	NAU	SBA	INT	.	.	+18V	-18V	70C	88dB	7.5MV	7NA	1NA	500MWF	1MA	13V	14V	14V	15uV/C	.	8MA	80dB	80dB	10M
LM312H	NAU	SBA	INT	.	.	+18V	-18V	70C	88dB	7.5MV	7NA	1NA	500MWF	1MA	13V	14V	14V	15uV/C	.	8MA	80dB	80dB	10M
LM316AD	NAU	LBC	INT	.	.	+20V	-20V	70C	92dB	3MV	50pA	15pA	500MWF	1MA	13V	15V	14V	.	.	6MA	80dB	80dB	2G
LM316AF	NAU	LBC	INT	.	.	+20V	-20V	70C	92dB	3MV	50pA	15pA	500MWF	1MA	13V	15V	14V	.	.	6MA	80dB	80dB	2G
LM316AH	NAU	LBC	INT	.	.	+20V	-20V	70C	92dB	3MV	50pA	15pA	500MWF	1MA	13V	15V	14V	.	.	6MA	80dB	80dB	2G
LM316D	NAU	LBC	INT	.	.	+20V	-20V	70C	86dB	10MV	150pA	50pA	500MWF	1MA	13V	15V	14V	.	.	8MA	80dB	80dB	300M
LM316F	NAU	LBC	INT	.	.	+20V	-20V	70C	86dB	10MV	150pA	50pA	500MWF	1MA	13V	15V	14V	.	.	8MA	80dB	80dB	300M
LM316H	NAU	LBC	INT	.	.	+20V	-20V	70C	86dB	10MV	150pA	50pA	500MWF	1MA	13V	15V	14V	.	.	8MA	80dB	80dB	300M
LM318D	NAU	XSR	INT	.	50V/uS	+20V	-20V	70C	88dB	10MV	500NA	200NA	500MWF	6MA	12V	15V	1V	.	.	8MA	70dB	65dB	500K
LM318F	ADU	XSR	INT	.	50V/uS	+20V	-20V	70C	88dB	10MV	500NA	200NA	500MWF	6MA	12V	15V	1V	.	.	8MA	70dB	65dB	500K
LM318H	NAU	XSR	INT	.	50V/uS	+20V	-20V	70C	88dB	10MV	500NA	200NA	500MWF	6MA	12V	15V	1V	.	.	8MA	70dB	65dB	500K
LM318N	NAU	XSR	INT	.	.	+18V	-18V	70C	88dB	8MV	1uA	0.2uA	500MWF	.	.	15V	5V	.	.	2MA	80dB	80dB	500K
LM319A	MUG	DCP	INT	.	.	+18V	-18V	70C	78dB	8MV	1uA	0.2uA	500MWF	.	.	15V	5V	.	.	12MA	.	.	.
LM319D	NAU	DCP	INT	.	.	+18V	-18V	70C	78dB	8MV	1uA	0.2uA	500MWF	.	.	15V	5V	.	.	12MA	.	.	.
LM319F	MUG	DCP	INT	.	.	+18V	-18V	70C	78dB	8MV	1uA	0.2uA	500MWF	.	.	15V	5V	.	.	12MA	.	.	.
LM319F	NAU	DCP	INT	.	.	+18V	-18V	70C	78dB	8MV	1uA	0.2uA	500MWF	.	.	15V	5V	.	.	12MA	.	.	.
LM319H	NAU	DCP	INT	.	.	+18V	-18V	70C	78dB	8MV	1uA	0.2uA	500MWF	.	.	15V	5V	.	.	12MA	.	.	.
LM319J	NAU	DCP	INT	.	.	+18V	-18V	70C	78dB	8MV	1uA	0.2uA	500MWF	.	.	15V	5V	.	.	12MA	.	.	.
LM319K	MUG	DCP	INT	.	.	+18V	-18V	70C	78dB	8MV	1uA	0.2uA	500MWF	.	.	15V	5V	.	.	12MA	.	.	.
LM319N	NAU	DCP	INT	.	.	+18V	-18V	70C	78dB	8MV	1uA	0.2uA	500MWF	.	.	15V	5V	.	.	12MA	.	.	.
LM319N(14)	MUG	DCP	INT	.	.	+18V	-18V	70C	78dB	8MV	1uA	0.2uA	500MWF	.	.	15V	5V	.	.	2MA	.	.	.
LM321AD	NAU	PIA	EXT	.	.	+20V	-20V	70C	22dB	0.4MV	15NA	0.5NA	500MWF	.	.	15V	15V	0.2uV/C	.	3MA	126dB	120dB	2M
LM321AF	NAU	PIA	EXT	.	.	+20V	-20V	70C	22dB	0.4MV	15NA	0.5NA	500MWF	.	.	15V	15V	0.2uV/C	.	3MA	126dB	120dB	2M
LM321AH	NAU	PIA	EXT	.	.	+20V	-20V	70C	22dB	0.4MV	15NA	0.5NA	500MWF	.	.	15V	15V	0.2uV/C	.	3MA	126dB	120dB	2M
LM321D	NAU	PIA	EXT	.	.	+20V	-20V	70C	22dB	1.5MV	18NA	2NA	500MWF	.	.	15V	15V	1uV/C	.	3MA	114dB	114dB	2M
LM321F	NAU	PIA	EXT	.	.	+20V	-20V	70C	22dB	1.5MV	18NA	2NA	500MWF	.	.	15V	15V	1uV/C	.	3MA	114dB	114dB	2M
LM321H	NAU	PIA	EXT	.	.	+20V	-20V	70C	22dB	1.5MV	18NA	2NA	500MWF	.	.	15V	15V	1uV/C	.	3MA	114dB	114dB	2M
LM324A	SJU	QGK	INT	.	.	+16V	-16V	70C	88dB	7MV	250NA	50NA	570MWF	.	.	16V	16V	35uV/C	.	2MA	65dB	65dB	.
LM324AD	ADU	QGK	INT	.	.	+16V	-16V	70C	88dB	3MV	100NA	30NA	900MWF	.	.	16V	16V	30uV/C	.	2MA	65dB	65dB	.
LM324AJ	NAU	QGK	INT	.	.	+16V	-16V	70C	88dB	3MV	100NA	30NA	900MWF	.	.	16V	16V	30uV/C	.	2MA	65dB	65dB	.
LM324AN	NAU	QGK	INT	.	.	+16V	-16V	70C	88dB	3MV	100NA	30NA	900MWF	.	.	16V	16V	30uV/C	.	2MA	65dB	65dB	.
LM324D	ING	QGK	INT	.	.	+16V	-16V	70C	88dB	7MV	250NA	50NA	900MWF	.	.	16V	16V	35uV/C	.	2MA	65dB	65dB	.
LM324D	MUG	QGK	INT	.	.	+16V	-16V	70C	88dB	7MV	250NA	50NA	900MWF	.	.	16V	16V	35uV/C	.	2MA	65dB	65dB	.
LM324DDD	ING	QGK	INT	.	.	+16V	-16V	70C	88dB	7MV	250NA	50NA	900MWF	.	.	16V	16V	35uV/C	.	2MA	65dB	65dB	.
LM324F	SJU	QGK	INT	.	.	+16V	-16V	70C	88dB	7MV	250NA	50NA	900MWF	.	.	16V	16V	35uV/C	.	2MA	65dB	65dB	.
LM324J	NAU	QGK	INT	.	.	+16V	-16V	70C	88dB	7MV	250NA	50NA	900MWF	.	.	16V	16V	35uV/C	.	2MA	65dB	65dB	.
LM324N	NAU	QGK	INT	.	.	+16V	-16V	70C	88dB	7MV	250NA	50NA	900MWF	.	.	16V	16V	35uV/C	.	2MA	65dB	65dB	.
LM324N(14)	SJU	QGK	INT	.	.	+16V	-16V	70C	88dB	7MV	250NA	50NA	570MWF	.	.	16V	16V	35uV/C	.	2MA	65dB	65dB	.
LM324NPD	ING	QGK	INT	.	.	+16V	-16V	70C	88dB	7MV	250NA	50NA	900MWF	.	.	16V	16V	35uV/C	.	2MA	65dB	65dB	.
LM339A	MUG	QCP	EXT	.	.	+18V	-18V	70C	88dB	5MV	250NA	50NA	900MWF	6MA	.	18V	18V	.	.	2MA	.	.	.
LM339AA	MUG	QCP	EXT	.	.	+18V	-18V	70C	94dB	2MV	250NA	50NA	900MWF	6MA	.	18V	18V	.	.	2MA	.	.	.
LM339AF	MUG	QCP	EXT	.	.	+18V	-18V	70C	94dB	2MV	250NA	50NA	900MWF	6MA	.	18V	18V	.	.	2MA	.	.	.
LM339AJ	NAU	QCP	EXT	.	.	+18V	-18V	70C	94dB	2MV	250NA	50NA	900MWF	6MA	.	18V	18V	.	.	2MA	.	.	.
LM339AN(14)	MUG	QCP	EXT	.	.	+18V	-18V	70C	94dB	2MV	250NA	50NA	900MWF	6MA	.	18V	18V	.	.	2MA	.	.	.
LM339F	MUG	QCP	EXT	.	.	+18V	-18V	70C	88dB	5MV	250NA	50NA	900MWF	6MA	.	18V	18V	.	.	2MA	.	.	.
LM339J	NAU	QCP	EXT	.	.	+18V	-18V	70C	88dB	5MV	250NA	50NA	900MWF	6MA	.	18V	18V	.	.	2MA	.	.	.
LM339L	TDG	QCP	EXT	.	.	+18V	-18V	70C	88dB	5MV	250NA	50NA	900MWF	6MA	.	18V	18V	.	.	2MA	.	.	.
LM339N(14)	MUG	QCP	EXT	.	.	+18V	-18V	70C	88dB	5MV	250NA	50NA	900MWF	6MA	.	18V	18V	.	.	2MA	.	.	.
LM339AD	NAU	QCP	EXT	.	.	+18V	-18V	70C	94dB	2MV	250NA	50NA	900MWF	6MA	.	18V	18V	.	.	2MA	.	.	.
LM339ADDD	ING	QCP	EXT	.	.	+18V	-18V	70C	94dB	2MV	250NA	50NA	900MWF	6MA	.	18V	18V	.	.	2MA	.	.	.
LM339AN	NAU	QCP	EXT	.	.	+18V	-18V	70C	94dB	2MV	250NA	50NA	900MWF	6MA	.	18V	18V	.	.	2MA	.	.	.
LM339ANPD	ING	QCP	EXT	.	.	+18V	-18V	70C	94dB	2MV	250NA	50NA	900MWF	6MA	.	18V	18V	.	.	2MA	.	.	.
LM339D	NAU	QCP	EXT	.	.	+18V	-18V	70C	88dB	5MV	250NA	50NA	900MWF	6MA	.	18V	18V	.	.	2MA	.	.	.
LM339DDD	ING	QCP	EXT	.	.	+18V	-18V	70C	88dB	5MV	250NA	50NA	900MWF	6MA	.	18V	18V	.	.	2MA	.	.	.
LM339N	NAU	QCP	EXT	.	.	+18V	-18V	70C	88dB	5MV	250NA	50NA	800MWF	.	.	18V	18V	.	.	2MA	.	.	.
LM339NPD	ING	QCP	EXT	.	.	+18V	-18V	70C	88dB	5MV	250NA	50NA	800MWF	.	.	18V	18V	.	.	2MA	.	.	.
LM343D	NAU	HVO	INT	.3MHZ	1V/uS	+34V	-34V	70C	97dB	8MV	40NA	10NA	680MWF	4MA	20V	34V	68V	.	.	5MA	70dB	74dB	.
LM343H	NAU	HVO	INT	.3MHZ	1V/uS	+34V	-34V	70C	97dB	8MV	40NA	10NA	680MWF	4MA	20V	34V	68V	.	.	5MA	70dB	74dB	.
LM344D	NAU	HVO	EXT	.3MHZ	1V/uS	+34V	-34V	70C	97dB	8MV	40NA	10NA	680MWF	4MA	20V	34V	68V	.	.	5MA	70dB	74dB	.

For detailed explanations of column heading notations, see App. A.

Also for ready references the more important abbreviations used in the column headings are listed below:

LEFT HAND PAGE

APP = application (codes at APP.E.)

CMRR = common mode rejection ratio

CMP = compensation (frequency)

dV_{IO}/dT = input offset voltage temperature drift

GBP = gain bandwidth product

I_B = input bias current

I_{IO} = input bias offset current

I_Q = quiescent supply current

MFR = manufacturer (codes at App.C.)

P_Q = quiescent power consumer

PSRR = power supply rejection ratio

V_{ICM} = common mode input voltage rating

V_{IOF} = differential input voltage rating

V_{IO} = input offset voltage

V_S = dc supply voltage

RIGHT HAND PAGE

DIL out coding summary (details at APP.G.) for different cases (APP.F.)

A = gain adjust

B = bias adjust

C = case

E- = inverting input

E+ = non-inverting input

F,F* = input frequency compensation

G = ground

J = high level input

K = output, open collector

L = output, open emitter

M = metal case

N = not connected

Q = special terminal

R,R* = outputs

S = strobe

T,T* = offset balance

V+ = +ve dc supply

V- = -ve dc supply

W = guard ring

X = blank position, no lead

++ = +ve supplementary dc supply

-- = -ve supplementary dc supply

ϕ,ϕ^* = output frequency compensation

CASE (APP.F.)	LD 1	LD 2	LD 3	LD 4	LD 5	LD 6	LD 7	LD 8	LD 9	LD 10	LD 11	LD 12	LD 13	LD 14	LD 15	LD 16	EUROPE SUBSTITUTE	USA SUBSTITUTE	IS	TYPE NUMBER	
DIL-14/1M	N	T	W	E-	E+	W*	V-	N	F	R	V+	T*	N	N	LM212D	0	LM312D
FLP-10/3G	N	W	E-	E+	W*	V-	R	V+	T	T*	LM212F	0	LM312F
T05-8/1M	T	E-	E+	V-	F	R	V+	T*	LM212H	0	LM312H
DIL-14/1M	N	T	W	E-	E+	W*	V-	N	F	R	V+	T*	N	N	LM216AD	0	LM316AD
FLP-10/3G	N	W	E-	E+	W*	V-	R	V+	T	T*	LM216AF	0	LM316AF
T05-8/1M	T	E-	E+	V-	F	R	V+	T*	LM216AH	0	LM316AH
DIL-14/1M	N	T	W	E-	E+	W*	V-	N	F	R	V+	T*	N	N	.	.	MLM316D	LM216D	0	LM316D	
FLP-10/3G	N	W	E-	E+	W*	V-	R	V+	T	T*	LM216F	0	LM316F
T05-8/1M	T	E-	E+	V-	F	R	V+	T*	LM216H	0	LM316H
DIL-14/1M	N	N	T*	E-	E+	V-	N	N	F*	R	V+	ϕ	N	N	.	.	.	SN72318JA	0	LM318D	
FLP-10/3C	N	T*	F	E-	E+	V-	F*	R	V+	ϕ	N	LM218F	0	LM318F
T05-8/1M	T*	F	E-	E+	V-	F*	R	V+	ϕ	ϕ	SN72318L	0	LM318H
DIL-8/1P	T*	F	E-	E+	V-	F*	R	V+	ϕ	ϕ	SN72318JP	0	LM318N
DIL-14/1P	N	N	G1	E+1	E-1	V-	R2	G2	E+2	E-2	V+	R1	N	N	LM319N	0	LM319A
DIL-14/1M	N	N	G1	E+1	E-1	V-	R2	G2	E+2	E-2	V+	R1	N	N	LM219D	0	LM319D
DIL-14/1C	N	N	G1	E+1	E-1	V-	R2	G2	E+2	E-2	V+	R1	N	N	LM319J	0	LM319F
FLP-10/3G	R1	G1	E+1	E-1	V-	R2	G2	E+2	E-2	V+	LM219F	0	LM319F
T05-10/1M	R1	G1	E+1	E-1	V-	R2	G2	E+2	E-2	V+	LM219H	0	LM319H
DIL-14/1C	N	N	G1	E+1	E-1	V-	R2	G2	E+2	E-2	V+	R1	N	N	LM219J	0	LM319J
T05-10/1M	R1	G1	E+1	E-1	V-	R2	G2	E+2	E-2	V+	LM319H	0	LM319K
DIL-14/1P	N	N	G1	E+1	E-1	V-	R2	G2	E+2	E-2	V+	R1	N	N	LM219N	0	LM319N
DIL-14/1P	N	N	G1	E+1	E-1	V-	R2	G2	E+2	E-2	V+	R1	N	N	LM319N	0	LM319N(14)
DIL-14/1M	N	R	W	E-	E+	W*	V-	N	T	T*	V+	R*	N	N	LM221AD	0	LM321AD
FLP-10/3G	R	W	E-	E+	W*	V-	T	T*	V+	R*	LM221AF	0	LM321AF
T05-8/1M	R	E-	E+	V-	T	T*	V+	R*	LM221AH	0	LM321AH
DIL-14/1M	N	R	W	E-	E+	W*	V-	N	T	T*	V+	R*	N	N	LM321AD	0	LM321D
FLP-10/3G	R	W	E-	E+	W*	V-	T	T*	V+	R*	LM321AF	0	LM321F
T05-8/1M	R	E-	E+	V-	T	T*	V+	R*	LM221H	0	LM321H
DIL-14/1P	R1	E-1	E+1	V+	E+2	E-2	R2	R3	E-3	E+3	G	E+4	E-4	R4	LM324N	0	LM324A
DIL-14/1M	R1	E-1	E+1	V+	E+2	E-2	R2	R3	E-3	E+3	G	E+4	E-4	R4	LM324N	0	LM324AD
DIL-14/1C	R1	E-1	E+1	V+	E+2	E-2	R2	R3	E-3	E+3	G	E+4	E-4	R4	LM224AD	0	LM324AJ
DIL-14/1P	R1	E-1	E+1	V+	E+2	E-2	R2	R3	E-3	E+3	G	E+4	E-4	R4	LM224AD	0	LM324AN
DIL-14/1C	R1	E-1	E+1	V+	E+2	E-2	R2	R3	E-3	E+3	G	E+4	E-4	R4	MLM324L	0	LM324D
MDL-14/4P	R1	E-1	E+1	V+	E+2	E-2	R2	R3	E-3	E+3	G	E+4	E-4	R4	TDA0324D	0	LM324D
DIL-14/1C	R1	E-1	E+1	V+	E+2	E-2	R2	R3	E-3	E+3	G	E+4	E-4	R4	MLM324L	0	LM324DDD
DIL-14/1C	R1	E-1	E+1	V+	E+2	E-2	R2	R3	E-3	E+3	G	E+4	E-4	R4	LM324N	0	LM324F
DIL-14/1C	R1	E-1	E+1	V+	E+2	E-2	R2	R3	E-3	E+3	G	E+4	E-4	R4	MLM324L	0	LM324J
DIL-14/1P	R1	E-1	E+1	V+	E+2	E-2	R2	R3	E-3	E+3	G	E+4	E-4	R4	MLM324L	0	LM324N
DIL-14/1P	R1	E-1	E+1	V+	E+2	E-2	R2	R3	E-3	E+3	G	E+4	E-4	R4	MLM324L	0	LM324AN(14)
DIL-14/1P	R1	E-1	E+1	V+	E+2	E-2	R2	R3	E-3	E+3	G	E+4	E-4	R4	MLM324L	0	LM324NPD
DIL-14/1P	R2	R1	V+	E-1	E+1	E-2	E+2	E+3	E-3	E-4	E+4	G	R4	R3	MLM339L	0	LM339A
DIL-14/1P	R2	R1	V+	E-1	E+1	E-2	E+2	E+3	E-3	E-4	E+4	G	R4	R3	MLM339AL	0	LM339AA
DIL-14/1C	R2	R1	V+	E-1	E+1	E-2	E+2	E+3	E-3	E-4	E+4	G	R4	R3	MLM339AL	0	LM339AF
DIL-14/1C	R2	R1	V+	E-1	E+1	E-2	E+2	E+3	E-3	E-4	E+4	G	R4	R3	MLM339AL	0	LM339AJ
DIL-14/1P	R2	R1	V+	E-1	E+1	E-2	E+2	E+3	E-3	E-4	E+4	G	R4	R3	MLM339AL	0	LM339AN(14)
DIL-14/1C	R2	R1	V+	E-1	E+1	E-2	E+2	E+3	E-3	E-4	E+4	G	R4	R3	MLM339L	0	LM339F
DIL-14/1C	R2	R1	V+	E-1	E+1	E-2	E+2	E+3	E-3	E-4	E+4	G	R4	R3	MLM339L	0	LM339J
DIL-14/1C	R2	R1	V+	E-1	E+1	E-2	E+2	E+3	E-3	E-4	E+4	G	R4	R3	MLM339L	0	LM339L
DIL-14/1P	R2	R1	V+	E-1	E+1	E-2	E+2	E+3	E-3	E-4	E+4	G	R4	R3	MLM339L	0	LM339D
DIL-14/1M	R2	R1	V+	E-1	E+1	E-2	E+2	E+3	E-3	E-4	E+4	G	R4	R3	MLM339AL	0	LM339AD
DIL-14/1C	R2	R1	V+	E-1	E+1	E-2	E+2	E+3	E-3	E-4	E+4	G	R4	R3	MLM339AL	0	LM339ADD
DIL-14/1P	R2	R1	V+	E-1	E+1	E-2	E+2	E+3	E-3	E-4	E+4	G	R4	R3	MLM339AL	0	LM339AN
DIL-14/1P	R2	R1	V+	E-1	E+1	E-2	E+2	E+3	E-3	E-4	E+4	G	R4	R3	MLM339AL	0	LM339ANPD
DIL-14/1M	R2	R1	V+	E-1	E+1	E-2	E+2	E+3	E-3	E-4	E+4	G	R4	R3	MLM339L	0	LM339D
DIL-14/1C	R2	R1	V+	E-1	E+1	E-2	E+2	E+3	E-3	E-4	E+4	G	R4	R3	MLM339L	0	LM339DDD
DIL-14/1P	R2	R1	V+	E-1	E+1	E-2	E+2	E+3	E-3	E-4	E+4	G	R4	R3	MLM339L	0	LM339N
DIL-14/1P	R2	R1	V+	E-1	E+1	E-2	E+2	E+3	E-3	E-4	E+4	G	R4	R3	MLM339L	0	LM339NPD
DIL-14/1M	N	N	T	E-	E+	V-	N	N	T*	R	V+	N	N	N	LM343D	0	LM343D
T05-8/1M	T	E-	E+	V-	T*	R	V+	N	MC1436G	0	LM343H
DIL-14/1M	N	N	FT	E-	E+	V-	N	N	T*	R	V+	F*	N	N	0	LM344D

TYPE NUMBER	MFR	APP	CMP	GBP MIN	SLEW RATE MIN	V _S ⁺ MAX	V _S ⁻ MAX	T _{OP} MAX	A _{Vol} MIN	V _{IO} MAX	I _B MAX	I _{IO} MAX	P _{TOT} MAX	I _{OUT} MIN	V _{OUT} MIN	V _{ICM} MAX	V _{IDF} MAX	dV _{IO} /dT MAX	P _O MAX	I _O MAX	CM RR MIN	PS RR MIN	R _{IN} MIN
LM344H	NAU	HVO	EXT	.3MHZ	1V/US	+34V	-34V	70C	97dB	8MV	40NA	10NA	680MWF	4MA	20V	34V	68V	.	.	5MA	70dB	74dB	.
LM348D	NAU	QKG	INT	.3MHZ	0.2V/US	+18V	-18V	70C	88dB	6MV	200NA	50NA	900MWF	5MA	12V	18V	36V	.	.	1MA	70dB	77dB	800K
LM348J	NAU	QKG	INT	.3MHZ	0.2V/US	+18V	-18V	70C	88dB	6MV	200NA	50NA	900MWF	5MA	12V	18V	36V	.	.	1MA	70dB	77dB	800K
LM348N	NAU	QKG	INT	.3MHZ	0.2V/US	+18V	-18V	70C	88dB	6MV	200NA	50NA	900MWF	5MA	12V	18V	36V	.	.	1MA	70dB	77dB	800K
LM349D	NAU	QKG	INT	1MHZ	0.5V/US	+18V	-18V	70C	88dB	6MV	200NA	50NA	900MWF	5MA	12V	18V	36V	.	.	1MA	70dB	77dB	800K
LM349J	NAU	QKG	INT	1MHZ	0.5V/US	+18V	-18V	70C	88dB	6MV	200NA	50NA	900MWF	5MA	12V	18V	36V	.	.	1MA	70dB	77dB	800K
LM349N	NAU	QKG	INT	1MHZ	0.5V/US	+18V	-18V	70C	88dB	6MV	200NA	50NA	900MWF	5MA	12V	18V	36V	.	.	1MA	70dB	77dB	800K
LM358AH	NAU	DGK	INT	.	.	+16V	-16V	70C	88dB	3MV	100NA	30NA	500MWF	10MA	.	16V	32V	20uV/C	.	3MA	65dB	65dB	.
LM358AN	NAU	DGK	INT	.	.	+16V	-16V	70C	88dB	3MV	100NA	30NA	500MWF	10MA	.	16V	32V	20uV/C	.	3MA	65dB	65dB	.
LM358D	MUG	DGK	INT	.	.	+16V	-16V	70C	88dB	7MV	250NA	50NA	.	10MA	.	16V	32V	30uV/C	.	3MA	65dB	65dB	.
LM358H	NAU	DGK	INT	.	.	+16V	-16V	70C	88dB	7MV	250NA	50NA	500MWF	10MA	.	16V	32V	30uV/C	.	3MA	65dB	65dB	.
LM358N	NAU	DGK	INT	.	.	+16V	-16V	70C	88dB	7MV	250NA	50NA	500MWF	10MA	.	16V	32V	30uV/C	.	3MA	65dB	65dB	.
LM358N(8)	MUG	DGK	INT	.	.	+16V	-16V	70C	88dB	7MV	250NA	50NA	500MWF	10MA	.	16V	32V	30uV/C	.	3MA	65dB	65dB	.
LM358T	MUG	DGK	INT	.	.	+16V	-16V	70C	88dB	7MV	250NA	50NA	500MWF	10MA	.	16V	32V	30uV/C	.	3MA	65dB	65dB	.
LM358V	MUG	DGK	INT	.	.	+16V	-16V	70C	88dB	7MV	250NA	50NA	500MWF	10MA	.	16V	32V	30uV/C	.	3MA	65dB	65dB	.
LM360D	NAU	CPR	EXT	.	.	+8V	-8V	70C	.	5MV	20uA	3uA	.	6MA	.	4V	5V	40uV/C	.	32MA	.	.	5K
LM360H	NAU	CPR	EXT	.	.	+8V	-8V	70C	.	5MV	20uA	3uA	.	6MA	.	4V	5V	40uV/C	.	32MA	.	.	5K
LM360J-14	NAU	CPR	EXT	.	.	+8V	-8V	70C	.	5MV	20uA	3uA	.	6MA	.	4V	5V	40uV/C	.	32MA	.	.	5K
LM360N-8	NAU	CPR	EXT	.	.	+8V	-8V	70C	.	5MV	20uA	3uA	.	6MA	.	4V	5V	40uV/C	.	32MA	.	.	5K
LM360N-14	NAU	CPR	EXT	.	.	+8V	-8V	70C	.	5MV	20uA	3uA	.	6MA	.	4V	5V	40uV/C	.	32MA	.	.	5K
LM361D	NAU	CPR	EXT	.	.	+16V	-16V	70C	60dB	5MV	30uA	5uA	600MWF	18MA	.	6V	5V	.	.	20MA	.	.	8K
LM361J	NAU	CPR	EXT	.	.	+16V	-16V	70C	60dB	5MV	30uA	5uA	600MWF	18MA	.	6V	5V	.	.	20MA	.	.	8K
LM361H	NAU	CPR	EXT	.	.	+16V	-16V	70C	60dB	5MV	30uA	5uA	600MWF	18MA	.	6V	5V	.	.	20MA	.	.	8K
LM361N	NAU	CPR	EXT	.	.	+16V	-16V	70C	60dB	5MV	30uA	5uA	600MWF	18MA	.	6V	5V	.	.	20MA	.	.	8K
LM381AN	NAU	DLN	INT	5MHZ	.	+20V	-20V	70C	94dB	.	1uA	.	800MWF	1MA	19V	20MA	.	100dB	40K
LM381N	NAU	DLN	INT	5MHZ	.	+20V	-20V	70C	94dB	.	1uA	.	800MWF	1MA	19V	20MA	.	100dB	40K
LM382N	NAU	DLN	INT	5MHZ	.	+20V	-20V	70C	90dB	.	2uA	.	800MWF	1MA	16MA	.	100dB	40K
LM387AN	NAU	DLN	INT	5MHZ	.	+20V	-20V	70C	94dB	.	3uA	.	660MWF	1MA	15MA	.	100dB	50K
LM387N	NAU	DLN	INT	5MHZ	.	+15V	-15V	70C	94dB	.	3uA	.	660MWF	1MA	15MA	.	100dB	50K
LM393AH	NAU	DCP	EXT	.	.	+18V	-18V	85C	94dB	2MV	250NA	50NA	900MWF	6MA	.	18V	36V	.	.	3MA	.	.	.
LM393AN	NAU	DCP	EXT	.	.	+18V	-18V	85C	94dB	2MV	250NA	50NA	500MWF	6MA	.	18V	36V	.	.	3MA	.	.	.
LM393H	NAU	DCP	EXT	.	.	+18V	-18V	85C	94dB	5MV	250NA	50NA	900MWF	6MA	.	18V	36V	.	.	3MA	.	.	.
LM393N	NAU	DCP	EXT	.	.	+18V	-18V	85C	94dB	5MV	250NA	50NA	500MWF	6MA	.	18V	36V	.	.	3MA	.	.	.
LM393N(8)	MUG	DCP	EXT	.	.	+18V	-18V	70C	94dB	5MV	250NA	50NA	500MWF	6MA	.	18V	36V	.	.	3MA	.	.	.
LM393T	MUG	DCP	EXT	.	.	+18V	-18V	70C	94dB	5MV	250NA	50NA	900MWF	6MA	.	18V	36V	.	.	3MA	.	.	.
LM393V	MUG	DCP	EXT	.	.	+18V	-18V	70C	94dB	5MV	250NA	50NA	500MWF	6MA	.	18V	36V	.	.	3MA	.	.	.
LM709AJ	NAU	GPU	EXT	.3MHZ	.15V/US	+18V	-18V	125C	88dB	2MV	200NA	50NA	670MWF	5MA	12V	10V	5V	10uV/C	108MW	4MA	80dB	80dB	350K
LM709CH	NAU	GPU	EXT	.3MHZ	.15V/US	+18V	-18V	70C	84dB	7.5MV	1.5uA	0.5uA	500MWF	5MA	12V	10V	5V	.	200MW	.	65dB	74dB	50K
LM709CJ	NAU	GPU	EXT	.3MHZ	.15V/US	+18V	-18V	70C	84dB	7.5MV	1.5uA	0.5uA	670MWF	5MA	12V	10V	5V	.	200MW	.	65dB	74dB	50K
LM709CN	NAU	GPU	EXT	.3MHZ	.15V/US	+18V	-18V	70C	84dB	7.5MV	1.5uA	0.5uA	670MWF	5MA	12V	10V	5V	.	200MW	.	65dB	74dB	50K
LM709CN-8	NAU	GPU	EXT	.3MHZ	.15V/US	+18V	-18V	70C	84dB	7.5MV	1.5uA	0.5uA	670MWF	5MA	12V	10V	5V	.	200MW	.	65dB	74dB	50K
LM709H	NAU	GPU	EXT	.3MHZ	.15V/US	+18V	-18V	125C	88dB	5MV	500NA	200NA	500MWF	5MA	12V	10V	5V	15uV/C	165MW	.	70dB	76dB	150K
LM709J	NAU	GPU	EXT	.3MHZ	.15V/US	+18V	-18V	125C	88dB	5MV	500NA	200NA	670MWF	5MA	12V	10V	5V	15uV/C	165MW	.	70dB	76dB	150K
LM710CH	NAU	CPR	EXT	.	.	+14V	-7V	70C	60dB	5MV	25uA	5uA	500MWF	1MA	1V	7V	5V	20uV/C	150MW	9MA	70dB	.	.
LM710H	NAU	CPR	EXT	.	.	+14V	-7V	125C	61dB	2MV	20uA	3uA	500MWF	2MA	1V	7V	5V	10uV/C	150MW	9MA	80dB	.	.
LM711CH	NAU	DCP	EXT	.	.	+14V	-7V	70C	57dB	5MV	100uA	25uA	500MWF	.	7V	5V	20uV/C	180MW	.	70dB	.	.	.
LM711CN	NAU	DCP	EXT	.	.	+14V	-7V	70C	57dB	5MV	100uA	25uA	670MWF	.	7V	5V	20uV/C	180MW	.	70dB	.	.	.
LM711H	NAU	DCP	EXT	.	.	+14V	-7V	125C	58dB	3.5MV	75uA	10uA	500MWF	.	7V	5V	20uV/C	180MW	.	70dB	.	.	.
LM725AH	NAU	PIA	EXT	.	.	+22V	-22V	125C	120dB	0.5MV	75NA	5NA	500MWF	6MA	12V	22V	5V	2uV/C	120MW	.	120dB	106dB	500K
LM725AJ-14	NAU	PIA	EXT	.	.	+22V	-22V	125C	120dB	0.5MV	75NA	5NA	500MWF	6MA	12V	22V	5V	2uV/C	120MW	.	120dB	106dB	500K
LM725CH	NAU	PIA	EXT	.	.	+22V	-22V	70C	106dB	2.5MV	125NA	35NA	500MWF	5MA	12V	22V	5V	10uV/C	150MW	.	94dB	90dB	500K
LM725CJ-14	NAU	PIA	EXT	.	.	+22V	-22V	70C	106dB	2.5MV	125NA	35NA	500MWF	5MA	12V	22V	5V	10uV/C	150MW	.	94dB	90dB	500K
LM725CN	NAU	PIA	EXT	.	.	+22V	-22V	70C	106dB	2.5MV	125NA	35NA	500MWF	5MA	12V	22V	5V	10uV/C	150MW	.	94dB	90dB	500K
LM725D	NAU	PIA	EXT	.	.	+22V	-22V	125C	120dB	1MV	100NA	20NA	500MWF	5MA	12V	22V	5V	5uV/C	105MW	.	110dB	100dB	500K
LM725J-14	NAU	PIA	EXT	.	.	+22V	-22V	125C	120dB	1MV	100NA	20NA	500MWF	5MA	12V	22V	5V	5uV/C	105MW	.	110dB	100dB	500K
LM725H	NAU	PIA	EXT	.	.	+22V	-22V	125C	120dB	1MV	100NA	20NA	500MWF	5MA	12V	22V	5V	5uV/C	105MW	.	110dB	100dB	500K
LM733CD	NAU	BDO	EXT	20MHZ	.	+8V	-8V	70C	48dB	6MV	30uA	5uA	670MWF	2MA	3V	6V	5V	.	.	24MA	60dB	50dB	2K
LM733CH	NAU	BDO	EXT	20MHZ	.	+8V	-8V	70C	48dB	6MV	30uA	5uA	500MWF	2MA	3V	6V	5V	.	.	24MA	60dB	50dB	2K
LM733CJ	NAU	BDO	EXT	20MHZ	.	+8V	-8V	70C	48dB	6MV	30uA	5uA	670MWF	2MA	3V	6V	5V	.	.	24MA	60dB	50dB	2K
LM733CN	NAU	BDO	EXT	20MHZ	.	+8V	-8V	70C	48dB	6MV	30uA	5uA	670MWF	2MA	3V	6V	5V	.	.	24MA	60dB	50dB	2K

For detailed explanations of column heading notations, see App. A.

Also for ready references the more important abbreviations used in the column headings are listed below:

LEFT HAND PAGE

- APP = application (codes at APP.E.)
- CMRR= common mode rejection ratio
- CMP = compensation (frequency)
- dV_{io}/dT = input offset voltage temperature drift
- GBP = gain bandwidth product
- I_b = input bias current
- I_{io} = input bias offset current
- I_o = quiescent supply current
- MFR = manufacturer (codes at App.C.)
- P_o = quiescent power consumer
- PSRR = power supply rejection ratio
- V_{icm} = common mode input voltage rating
- V_{idf} = differential input voltage rating
- V_{io} = input offset voltage
- V_s = dc supply voltage

RIGHT HAND PAGE

Lead out coding summary (details at APP.G.) for different cases (APP.F.)

- A = gain adjust
- B = bias adjust
- C = case
- E- = inverting input
- E+ = non-inverting input
- F,F* = input frequency compensation
- G = ground
- J = high level input
- K = output, open collector
- L = output, open emitter
- M = metal case
- N = not connected
- Q = special terminal
- R,R* = outputs
- S = strobe
- T,T* = offset balance
- V+ = +ve dc supply
- V- = -ve dc supply
- W = guard ring
- X = blank position, no lead
- ++ = +ve supplementary dc supply
- = -ve supplementary dc supply
- \emptyset, \emptyset^* = output frequency compensation

CASE (APP.F)	LD 1	LD 2	LD 3	LD 4	LD 5	LD 6	LD 7	LD 8	LD 9	LD 10	LD 11	LD 12	LD 13	LD 14	LD 15	LD 16	EUROPE SUBSTITUTION	USA SUBSTITUTION	I S	TYPE NUMBER	
T05-8/1M	FT	E-	E+	V-M	T*	R	V+	F*	0	LM344H
DIL-14/1M	R1	E-1	E+1	V+	E+2	E-2	R2	R3	E-3	E+3	V-	E+4	E-4	R4	.	.	.	LM349D	0	LM348D	
DIL-14/1C	R1	E-1	E+1	V+	E+2	E-2	R2	R3	E-3	E+3	V-	E+4	E-4	R4	.	.	.	LM349D	0	LM348J	
DIL-14/1P	R1	E-1	E+1	V+	E+2	E-2	R2	R3	E-3	E+3	V-	E+4	E-4	R4	.	.	.	LM349D	0	LM348N	
DIL-14/1M	R1	E-1	E+1	V+	E+2	E-2	R2	R3	E-3	E+3	V-	E+4	E-4	R4	.	.	.	LM348D	0	LM349D	
DIL-14/1C	R1	E-1	E+1	V+	E+2	E-2	R2	R3	E-3	E+3	V-	E+4	E-4	R4	.	.	.	LM348D	0	LM349J	
DIL-14/1P	R1	E-1	E+1	V+	E+2	E-2	R2	R3	E-3	E+3	V-	E+4	E-4	R4	.	.	.	LM348D	0	LM349N	
T05-8/1M	R1	E-1	E+1	G	E+2	E-2	R2	V+	LM258AH	0	LM358AH	
DIL-8/1P	R1	E-1	E+1	G	E+2	E-2	R2	V+	MLM158U	0	LM358AN	
MDL-8/2P	R1	E-1	E+1	G	E+2	E-2	R2	V+	TDA0358	0	LM358D	
T05-8/1M	R1	E-1	E+1	G	E+2	E-2	R2	V+	MLM358G	0	LM358H	
DIL-8/1P	R1	E-1	E+1	G	E+2	E-2	R2	V+	MLM358U	0	LM358N	
DIL-8/1P	R1	E-1	E+1	G	E+2	E-2	R2	V+	MLM358N	0	LM358N (8)	
T05-8/1M	R1	E-1	E+1	G	E+2	E-2	R2	V+	MLM358G	0	LM358H	
DIL-8/1P	R1	E-1	E+1	G	E+2	E-2	R2	V+	MLM358U	0	LM358N	
DIL-14/1M	N	N	N	E-	E+	V-	N	N	G	R	R*	V+	N	N	.	.	.	UA7600C	0	LM360D	
T05-8/1M	N	N	N	E-	E+	V-	N	N	G	R	R*	V+	N	N	.	.	.	UA7600C	0	LM360H	
DIL-14/1C	N	N	N	E-	E+	V-	N	N	G	R	R*	V+	N	N	.	.	.	UA7600C	0	LM360J-14	
DIL-8/1P	N	N	N	E-	E+	V-	N	N	G	R	R*	V+	N	N	.	.	.	UA7600C	0	LM360N-8	
DIL-14/1P	N	N	N	E-	E+	V-	N	N	G	R	R*	V+	N	N	.	.	.	UA7600C	0	LM360N-14	
DIL-14/1M	V+	N	E+	E-	N	V-	N	S2	R	G	R*	N	S1	++	.	.	.	LM261D	0	LM361D	
DIL-14/1C	V+	N	E+	E-	N	V-	N	S2	R	G	R*	N	S1	++	.	.	.	LM261J	0	LM361J	
T05-10/1M	E+	E-	V-	S2	R	G	R*	S1	++	V+	LM261H	0	LM361H	
DIL-14/1P	V+	N	E+	E-	N	V-	N	S2	R	G	R*	N	S1	++	.	.	.	LM261D	0	LM361N	
DIL-14/1P	E+1	E-1	Q1	G	F1	F*1	R1	R2	V+	F2	F*2	Q2	E-2	E+2	0	LM381AN	
DIL-14/1P	E+1	E-1	Q1	G	F1	F*1	R1	R2	V+	F2	F*2	Q2	E-2	E+2	0	LM381N	
DIL-14/1P	E+1	E-1	A1	G	A*1	A*1	R1	R2	A*2	A*2	V+	A2	E-2	E+2	0	LM382N	
DIL-8/1P	E+1	E-1	G	R1	R2	V	E-2	E+2	0	LM387AN
DIL-8/1P	E+1	E-1	G	R1	R2	V	E-2	E+2	0	LM387N
T05-8/1M	R1	E-1	E+1	G	E+2	E-2	R2	V+	LM293AH	0	LM393AH	
DIL-8/1P	R1	E-1	E+1	G	E+2	E-2	R2	V+	0	LM393AN
T05-8/1M	R1	E-1	E+1	G	E+2	E-2	R2	V+	LM393AH	0	LM393H	
DIL-8/1P	R1	E-1	E+1	G	E+2	E-2	R2	V+	LM393AN	0	LM393N	
DIL-8/1P	R1	E-1	E+1	G	E+2	E-2	R2	V+	LM393V	0	LM393N (8)	
T05-8/1M	R1	E-1	E+1	G	E+2	E-2	R2	V+	LM393H	0	LM393T	
DIL-8/1P	R1	E-1	E+1	G	E+2	E-2	R2	V+	LM393N	0	LM393V	
DIL-14/1C	N	N	F	E-	E+	V-	N	N	\emptyset	R	V+	F*	N	N	.	.	.	UA709ADM	0	LM709AJ	
T05-8/1M	F	E-	E+	V-	\emptyset	\emptyset^*	V+	F*	TAAS21	0	LM709CH	
DIL-14/1C	N	N	F	E-	E+	V-	N	N	\emptyset	R	V+	F*	N	N	.	.	.	TAAS21A	0	LM709CJ	
DIL-14/1P	N	N	F	E-	E+	V-	N	N	\emptyset	R	V+	F*	N	N	.	.	.	TAAS21A	0	LM709CN	
DIL-8/1P	F	E-	E+	V-	\emptyset	\emptyset^*	V+	F*	MC1709U	0	LM709CN-8	
T05-8/1M	F	E-	E+	V-	\emptyset	\emptyset^*	V+	F*	TAAS22	0	LM709HM	
DIL-14/1C	N	N	F	E-	E+	V-	N	N	\emptyset	R	V+	F*	N	N	.	.	.	UA709DM	0	LM709J	
T05-8/1M	G	E+	E-	V-M	N	N	R	V+	SFC2710C	0	LM710CH	
T05-8/1M	G	E+	E-	V-M	N	N	R	V+	SFC2710M	0	LM710H	
T05-10/1M	G	S1	E-1	V-	E+2	E-2	S2	R	V+	SFC2711C	0	LM711CH	
DIL-14/1P	N	S1	E-1	V-	E+2	E-2	N	S2	R	V+	G	S1	N	.	.	.	SFC2711EC	0	LM711CN		
T05-10/1M	G	S1	E-1	E+1	V-	E+2	E-2	S2	R	V+	SFC2711M	0	LM711H	
T05-8/1M	T	E-	E+	V-	\emptyset	\emptyset^*	V+	T*	UA725AHM	0	LM725AH	
DIL-14/1C	N	N	T	E-	E+	V-	N	N	\emptyset	\emptyset^*	V+	T*	N	N	0	LM725AJ-14	
T05-8/1M	T	E-	E+	V-	\emptyset	\emptyset^*	V+	T*	UA725HC	0	LM725CH	
DIL-14/1C	N	N	T	E-	E+	V-	N	N	\emptyset	\emptyset^*	V+	T*	N	N	.	.	.	LM725J-14	0	LM725CJ-14	
DIL-8/1P	T	E-	E+	V-	\emptyset	\emptyset^*	V+	T*	0	LM725CN
DIL-14/1M	N	N	T	E-	E+	V-	N	N	\emptyset	\emptyset^*	V+	T*	N	N	.	.	.	LM725AJ-14	0	LM725D	
DIL-14/1C	N	N	T	E-	E+	V-	N	N	\emptyset	\emptyset^*	V+	T*	N	N	.	.	.	LM725D	0	LM725J-14	
T05-8/1M	T	E-	E+	V-	\emptyset	\emptyset^*	V+	T*	UA725HM	0	LM725H	
DIL-14/1M	E+	N	A2	A*2	V-	N	R	R*	N	V+	A1	A*1	N	E-	.	.	.	SN72733J	0	LM733CD	
T05-10/1M	E-	E+	A2	A*2	V-	N	R	R*	N	V+	A1	A*1	N	E-	.	.	.	SN72733L	0	LM733CH	
DIL-14/1C	E+	N	A2	A*2	V-	N	R	R*	N	V+	A1	A*1	N	E-	.	.	.	SN72733J	0	LM733CJ	
DIL-14/1P	E+	N	A2	A*2	V-	N	R	R*	N	V+	A1	A*1	N	E-	.	.	.	SN72733J	0	LM733CN	

TYPE NUMBER	MFR	APP	COMP	GBP MIN	SLEW RATE MIN	V _{S+} MAX	V _{S-} MAX	T _{OP} MAX	A _{VOL} MIN	V _{IO} MAX	I _B MAX	I _{IO} MAX	P _{ROT} MAX	I _{OUT} MIN	V _{OUT} MIN	V _{ICM} MAX	V _{IDF} MAX	dV _{IO} /dT MAX	P _O MAX	I _O MAX	CM RR MIN	PS RR MIN	R _{IN} MIN
LM733D	NAU	BDO	EXT	20MHZ	.	+8V	-8V	125C	50dB	5MV	20uA	3uA	670MWF	2MA	3V	6V	5V	.	.	24MA	60dB	50dB	2K
LM733H	NAU	BDO	EXT	20MHZ	.	+8V	-8V	125C	50dB	5MV	20uA	3uA	500MWF	2MA	3V	6V	5V	.	.	24MA	60dB	50dB	2K
LM733J	NAU	BDO	EXT	20MHZ	.	+8V	-8V	125C	50dB	5MV	20uA	3uA	670MWF	2MA	3V	6V	5V	.	.	24MA	60dB	50dB	2K
LM741AD	NAU	GPK	INT	.4MHZ	0.3V/uS	+22V	-22V	125C	94dB	3MV	80NA	30NA	670MWF	7MA	16V	15V	30V	15uV/C	150MW	.	80dB	86dB	1M
LM741AF	NAU	GPK	INT	.4MHZ	0.3V/uS	+22V	-22V	125C	94dB	3MV	80NA	30NA	570MWF	7MA	16V	15V	30V	15uV/C	150MW	.	80dB	86dB	1M
LM741AH	NAU	GPK	INT	.4MHZ	0.3V/uS	+22V	-22V	125C	94dB	3MV	80NA	30NA	500MWF	7MA	16V	15V	30V	15uV/C	150MW	.	80dB	86dB	1M
LM741AJ-14	NAU	GPK	INT	.4MHZ	0.3V/uS	+22V	-22V	125C	94dB	3MV	80NA	30NA	670MWF	7MA	16V	15V	30V	15uV/C	150MW	.	80dB	86dB	1M
LM741CD	NAU	GPK	INT	.	0.2V/uS	+18V	-18V	70C	88dB	6MV	500NA	200NA	670MWF	5MA	12V	15V	30V	.	85MW	3MA	70dB	76dB	300K
LM741CH	NAU	GPK	INT	.	0.2V/uS	+18V	-18V	70C	88dB	6MV	500NA	200NA	670MWF	5MA	12V	15V	30V	.	85MW	3MA	70dB	76dB	300K
LM741CJ	NAU	GPK	INT	.	0.2V/uS	+18V	-18V	70C	88dB	6MV	500NA	200NA	310MWF	5MA	12V	15V	30V	.	85MW	3MA	70dB	76dB	300K
LM741CJ-14	NAU	GPK	INT	.	0.2V/uS	+18V	-18V	70C	88dB	6MV	500NA	200NA	670MWF	5MA	12V	15V	30V	.	85MW	3MA	70dB	76dB	300K
LM741CN	NAU	GPK	INT	.	0.2V/uS	+18V	-18V	70C	88dB	6MV	500NA	200NA	310MWF	5MA	12V	15V	30V	.	85MW	3MA	70dB	76dB	300K
LM741CN-14	NAU	GPK	INT	.	0.2V/uS	+18V	-18V	70C	88dB	6MV	500NA	200NA	670MWF	5MA	12V	15V	30V	.	85MW	3MA	70dB	76dB	300K
LM741D	NAU	GPK	INT	.	0.3V/uS	+22V	-22V	125C	94dB	5MV	500NA	200NA	670MWF	5MA	12V	15V	30V	.	85MW	3MA	70dB	76dB	300K
LM741ED	NAU	GPK	INT	.4MHZ	0.3V/uS	+22V	-22V	70C	94dB	6MV	80NA	30NA	670MWF	7MA	16V	15V	30V	15uV/C	150MW	.	80dB	86dB	1M
LM741EH	NAU	GPK	INT	.4MHZ	0.3V/uS	+22V	-22V	70C	94dB	6MV	80NA	30NA	500MWF	7MA	16V	15V	30V	15uV/C	150MW	.	80dB	80dB	1M
LM741EJ	NAU	GPK	INT	.4MHZ	0.3V/uS	+22V	-22V	70C	94dB	6MV	80NA	30NA	670MWF	7MA	16V	15V	30V	15uV/C	150MW	.	80dB	80dB	1M
LM741EJ-14	NAU	GPK	INT	.4MHZ	0.3V/uS	+22V	-22V	70C	94dB	6MV	80NA	30NA	670MWF	7MA	16V	15V	30V	15uV/C	150MW	.	80dB	86dB	1M
LM741EN	NAU	GPK	INT	.4MHZ	0.3V/uS	+22V	-22V	70C	94dB	6MV	80NA	30NA	310MWF	7MA	16V	15V	30V	15uV/C	150MW	.	80dB	86dB	1M
LM741F	NAU	GPK	INT	.	0.3V/uS	+22V	-22V	125C	94dB	5MV	500NA	200NA	570MWF	5MA	12V	15V	30V	.	85MW	3MA	70dB	76dB	300K
LM741H	NAU	GPK	INT	.	0.3V/uS	+22V	-22V	125C	94dB	5MV	500NA	200NA	500MWF	5MA	12V	15V	30V	.	85MW	3MA	70dB	76dB	300K
LM741J-14	NAU	GPK	INT	.	0.3V/uS	+22V	-22V	125C	94dB	5MV	500NA	200NA	670MWF	5MA	12V	15V	30V	.	85MW	3MA	70dB	76dB	300K
LM747AD	NAU	DGK	INT	.4MHZ	0.3V/uS	+22V	-22V	125C	94dB	3MV	80NA	30NA	670MWF	7MA	16V	15V	30V	15uV/C	150MW	.	80dB	86dB	1M
LM747AH	NAU	DGK	INT	.4MHZ	0.3V/uS	+22V	-22V	125C	94dB	3MV	80NA	30NA	500MWF	7MA	16V	15V	30V	15uV/C	150MW	.	80dB	86dB	1M
LM747AJ	NAU	DGK	INT	.4MHZ	0.3V/uS	+22V	-22V	125C	94dB	3MV	80NA	30NA	670MWF	7MA	16V	15V	30V	15uV/C	150MW	.	80dB	86dB	1M
LM747CD	NAU	DGK	INT	.	0.2V/uS	+18V	-18V	70C	88dB	6MV	500NA	200NA	670MWF	5MA	12V	15V	30V	.	85MW	3MA	70dB	76dB	300K
LM747CF	NAU	DGK	INT	.	0.2V/uS	+18V	-18V	70C	88dB	6MV	500NA	200NA	800MWF	5MA	12V	15V	30V	.	85MW	3MA	70dB	76dB	300K
LM747CH	NAU	DGK	INT	.	0.2V/uS	+18V	-18V	70C	88dB	6MV	500NA	200NA	500MWF	5MA	12V	15V	30V	.	85MW	3MA	70dB	76dB	300K
LM747CJ	NAU	DGK	INT	.	0.2V/uS	+18V	-18V	70C	88dB	6MV	500NA	200NA	670MWF	5MA	12V	15V	30V	.	85MW	3MA	70dB	76dB	300K
LM747CN	NAU	DGK	INT	.	0.2V/uS	+18V	-18V	70C	88dB	6MV	500NA	200NA	670MWF	5MA	12V	15V	30V	.	85MW	3MA	70dB	76dB	300K
LM747D	NAU	DGK	INT	.	0.2V/uS	+22V	-22V	125C	94dB	5MV	500NA	200NA	670MWF	5MA	12V	15V	30V	.	85MW	3MA	70dB	76dB	300K
LM747ED	NAU	DGK	INT	.4MHZ	0.3V/uS	+22V	-22V	70C	94dB	3MV	80NA	30NA	670MWF	7MA	16V	15V	30V	15uV/C	150MW	.	80dB	86dB	1M
LM747EH	NAU	DGK	INT	.4MHZ	0.3V/uS	+22V	-22V	70C	94dB	3MV	80NA	30NA	500MWF	7MA	16V	15V	30V	15uV/C	150MW	.	80dB	86dB	1M
LM747EJ	NAU	DGK	INT	.4MHZ	0.3V/uS	+22V	-22V	70C	94dB	3MV	80NA	30NA	670MWF	7MA	16V	15V	30V	15uV/C	150MW	.	80dB	86dB	1M
LM747EN	NAU	DGK	INT	.4MHZ	0.3V/uS	+22V	-22V	70C	94dB	3MV	80NA	30NA	670MWF	7MA	16V	15V	30V	15uV/C	150MW	.	80dB	86dB	1M
LM747F	NAU	DGK	INT	.	0.2V/uS	+22V	-22V	125C	94dB	5MV	500NA	200NA	800MWF	5MA	12V	15V	30V	.	85MW	3MA	70dB	76dB	300K
LM747H	NAU	DGK	INT	.	0.2V/uS	+22V	-22V	125C	94dB	5MV	500NA	200NA	500MWF	5MA	12V	15V	30V	.	85MW	3MA	70dB	76dB	300K
LM747-IA0	NAU	DGK	INT	.4MHZ	0.3V/uS	+22V	-22V	125C	94dB	3MV	80NA	30NA	670MWF	7MA	16V	15V	30V	15uV/C	150MW	2MA	80dB	86dB	1M
LM747-IAH	NAU	DGK	INT	.4MHZ	0.3V/uS	+22V	-22V	125C	94dB	3MV	80NA	30NA	500MWF	7MA	16V	15V	30V	15uV/C	150MW	2MA	80dB	86dB	1M
LM747-IAJ	NAU	DGK	INT	.4MHZ	0.3V/uS	+22V	-22V	125C	94dB	3MV	80NA	30NA	670MWF	7MA	16V	15V	30V	15uV/C	150MW	2MA	80dB	86dB	1M
LM747-ICD	NAU	DGK	INT	.	0.2V/uS	+18V	-18V	70C	88dB	6MV	500NA	200NA	670MWF	5MA	12V	15V	30V	.	85MW	2MA	70dB	76dB	300K
LM747-ICH	NAU	DGK	INT	.	0.2V/uS	+18V	-18V	70C	88dB	6MV	500NA	200NA	500MWF	5MA	12V	15V	30V	.	85MW	2MA	70dB	76dB	300K
LM747-ICJ	NAU	DGK	INT	.	0.2V/uS	+18V	-18V	70C	88dB	6MV	500NA	200NA	670MWF	5MA	12V	15V	30V	.	85MW	2MA	70dB	76dB	300K
LM747-ICN	NAU	DGK	INT	.	0.2V/uS	+18V	-18V	70C	88dB	6MV	500NA	200NA	670MWF	5MA	12V	15V	30V	.	85MW	2MA	70dB	76dB	300K
LM747-ID	NAU	DGK	INT	.	0.2V/uS	+22V	-22V	125C	94dB	5MV	500NA	200NA	670MWF	5MA	12V	15V	30V	.	85MW	2MA	70dB	76dB	300K
LM747-IED	NAU	DGK	INT	.4MHZ	0.3V/uS	+22V	-22V	70C	94dB	3MV	80NA	30NA	670MWF	7MA	16V	15V	30V	15uV/C	150MW	2MA	80dB	86dB	1M
LM747-IEH	NAU	DGK	INT	.4MHZ	0.3V/uS	+22V	-22V	70C	94dB	3MV	80NA	30NA	500MWF	7MA	16V	15V	30V	15uV/C	150MW	2MA	80dB	86dB	1M
LM747-IEJ	NAU	DGK	INT	.4MHZ	0.3V/uS	+22V	-22V	70C	94dB	3MV	80NA	30NA	670MWF	7MA	16V	15V	30V	15uV/C	150MW	2MA	80dB	86dB	1M
LM747-IEN	NAU	DGK	INT	.4MHZ	0.3V/uS	+22V	-22V	70C	94dB	3MV	80NA	30NA	670MWF	7MA	16V	15V	30V	15uV/C	150MW	2MA	80dB	86dB	1M
LM747-IH	NAU	DGK	INT	.	0.2V/uS	+22V	-22V	125C	94dB	5MV	500NA	200NA	500MWF	5MA	12V	15V	30V	.	85MW	2MA	70dB	76dB	300K
LM747-IJ	NAU	DGK	INT	.	0.2V/uS	+22V	-22V	125C	94dB	5MV	500NA	200NA	670MWF	5MA	12V	15V	30V	.	85MW	2MA	70dB	76dB	300K
LM747J	NAU	DGK	INT	.	0.2V/uS	+22V	-22V	125C	94dB	5MV	500NA	200NA	670MWF	5MA	12V	15V	30V	.	85MW	3MA	70dB	76dB	300K
LM748CH	NAU	GPU	EXT	.	.25V/uS	+18V	-18V	70C	94dB	6MV	500NA	200NA	500MWF	5MA	10V	15V	30V	.	85MW	3MA	70dB	76dB	300K
LM748CJ	NAU	GPU	EXT	.	.25V/uS	+18V	-18V	70C	94dB	6MV	500NA	200NA	310MWF	5MA	10V	15V	30V	.	85MW	3MA	70dB	76dB	300K
LM748J	NAU	GPU	EXT	.	.25V/uS	+22V	-22V	125C	94dB	5MV	500NA	200NA	310MWF	5MA	10V	15V	30						

For detailed explanations of column heading notations, see App. A.

Also for ready references the more important abbreviations used in the column headings are listed below:

LEFT HAND PAGE

- APP = application (codes at APP.E.)
- CMRR = common mode rejection ratio
- CMP = compensation (frequency)
- dV_{IO}/dT = input offset voltage temperature drift
- GBP = gain bandwidth product
- I_B = input bias current
- I_{IO} = input bias offset current
- I_Q = quiescent supply current
- MFR = manufacturer (codes at App.C.)
- P_Q = quiescent power consumer
- PSRR = power supply rejection ratio
- V_{ICM} = common mode input voltage rating
- V_{IDF} = differential input voltage rating
- V_{IO} = input offset voltage
- V_S = dc supply voltage

RIGHT HAND PAGE

Lead out coding summary (details at APP.G.) for different cases (APP.F.)

- A = gain adjust
- B = bias adjust
- C = case
- E- = inverting input
- E+ = non-inverting input
- F,F* = input frequency compensation
- G = ground
- J = high level input
- K = output, open collector
- L = output, open emitter
- M = metal case
- N = not connected
- Q = special terminal
- R,R* = outputs
- S = strobe
- T,T* = offset balance
- V+ = +ve dc supply
- V- = -ve dc supply
- W = guard ring
- X = blank position, no lead
- ++ = +ve supplementary dc supply
- = -ve supplementary dc supply
- 0,0* = output frequency compensation

CASE (APP.F.)	LD 1	LD 2	LD 3	LD 4	LD 5	LD 6	LD 7	LD 8	LD 9	LD 10	LD 11	LD 12	LD 13	LD 14	LD 15	LD 16	EUROPE SUBSTITUTION	USA SUBSTITUTION	ISS	TYPE NUMBER	
DIL-14/1M	E+	N	A2	A*2	V-	N	R	R*	N	V+	A1	A*1	N	E-			SNS2733J	UA733DM	0	LM733D	
T05-10/1M	E-	N	A2	A*2	V-	N	R	R*	V+	A1	A*1	N	E-				SNS2733L	UA733HM	0	LM733H	
DIL-14/1C	E+	N	A2	A*2	V-	N	R	R*	N	V+	A1	A*1	N	E-			SNS2733J	UA733DM	0	LM733J	
DIL-14/1M	N	N	T	E-	E+	V-	N	N	T*	R	V+	N	N	N				UA741ADM	0	LM741AD	
FLP-10/3G	N	T	E-	E+	V-	T*	R	V+	N	N								UA741AFM	0	LM741AF	
T05-8/1M	T	E-	E+	V-M	T*	R	V+	N										UA741AHM	0	LM741AH	
DIL-14/1C	N	N	T	E-	E+	V-	N	N	T*	R	V+	N	N	N				UA741ADM	0	LM741AJ-14	
DIL-14/1M	N	N	T	E-	E+	V-	N	N	T*	R	V+	N	N	N			TBA221A	UA741DC	0	LM741CD	
T05-8/1M	T	E-	E+	V-M	T*	R	V+	N									TBA221	UA741HC	0	LM741CH	
DIL-8/1C	T	E-	E+	V-	T*	R	V+	N									TBA221B	UA741TC	0	LM741CJ	
DIL-14/1C	N	N	T	E-	E+	V-	N	N	T*	R	V+	N	N	N			TBA221A	UA741DC	0	LM741CJ-14	
DIL-8/1P	T	E-	E+	V-	T*	R	V+	N									TBA221B	UA741TC	0	LM741CN	
DIL-14/1P	N	N	T	E-	E+	V-	N	N	T*	R	V+	N	N	N			TBA221A	UA741DC	0	LM741CN-14	
DIL-14/1M	N	N	T	E-	E+	V-	N	N	T*	R	V+	N	N	N			SFC2741KM	UA741DM	0	LM741D	
DIL-14/1M	N	N	T	E-	E+	V-	N	N	T*	R	V+	N	N	N				UA741EDC	0	LM741ED	
T05-8/1M	T	E-	E+	V-M	T*	R	V+	N										UA741EHC	0	LM741EH	
DIL-8/1C	T	E-	E+	V-	T*	R	V+	N											0	LM741EJ	
DIL-14/1C	N	N	T	E-	E+	V-	N	N	T*	R	V+	N	N	N				UA741EDC	0	LM741EJ-14	
DIL-8/1P	T	E-	E+	V-	T*	R	V+	N											0	LM741EN	
FLP-10/3G	N	T	E-	E+	V-	T*	R	V+	N	N							SFC2741PM	UA741FM	0	LM741F	
T05-8/1M	T	E-	E+	V-M	T*	R	V+	N									TBA222	UA741HM	0	LM741H	
DIL-14/1C	N	N	T	E-	E+	V-	N	N	T*	R	V+	N	N	N			SFC2741KM	UA741DM	0	LM741J-14	
DIL-14/1M	E-1	E+1	T1	V-	T2	E+2	E-2	T*2	V+	R2	N	R1	V+	T*1				UA747ADM	0	LM747AD	
T05-10/1M	R1	V+	E-1	E+1	V-	E+2	E-2	V+	R2	N							TBC0747	UA747AHM	0	LM747AH	
DIL-14/1C	E-1	E+1	T1	V-	T2	E+2	E-2	T*2	V+	R2	N	R1	V+	T*1				UA747ADM	0	LM747AJ	
DIL-14/1M	E-1	E+1	T1	V-	T2	E+2	E-2	T*2	V+	R2	N	R1	V+	T*1			TBB0747A	UA747DC	0	LM747CD	
FLP-14/3G	E-1	E+1	T1	V-	T2	E+2	E-2	T*2	V+	R2	N	R1	V+	T*1				SG747F	0	LM747CF	
T05-10/1M	R1	V+	E-1	E+1	V-	E+2	E-2	V+	R2	N							TBB0747	UA747HC	0	LM747CH	
DIL-14/1C	E-1	E+1	T1	V-	T2	E+2	E-2	T*2	V+	R2	N	R1	V+	T*1			TBB0747A	UA747DC	0	LM747CJ	
DIL-14/1P	E-1	E+1	T1	V-	T2	E+2	E-2	T*2	V+	R2	N	R1	V+	T*1			TBB0747A	UA747DC	0	LM747CN	
DIL-14/1M	E-1	E+1	T1	V-	T2	E+2	E-2	T*2	V+	R2	N	R1	V+	T*1			SFC2747KM	UA747DM	0	LM747D	
DIL-14/1M	E-1	E+1	T1	V-	T2	E+2	E-2	T*2	V+	R2	N	R1	V+	T*1				UA747EDC	0	LM747ED	
T05-10/1M	R1	V+	E-1	E+1	V-	E+2	E-2	V+	R2	N								UA747EHC	0	LM747EH	
DIL-14/1C	E-1	E+1	T1	V-	T2	E+2	E-2	T*2	V+	R2	N	R1	V+	T*1				UA747EDC	0	LM747EJ	
DIL-14/1P	E-1	E+1	T1	V-	T2	E+2	E-2	T*2	V+	R2	N	R1	V+	T*1				UA747EDC	0	LM747EN	
FLP-14/3G	E-1	E+1	T1	V-	T2	E+2	E-2	T*2	V+	R2	N	R1	V+	T*1					0	LM747F	
T05-10/1M	R1	V+	E-1	E+1	V-	E+2	E-2	V+	R2	N							SFC2747M	UA747HM	0	LM747H	
DIL-14/1M	E-1	E+1	T1	V-	T2	E+2	E-2	T*2	V+2	R2	N	R1	V+1	T*1					0	LM747-IAD	
T05-10/1M	R1	V+1	E-1	E+1	V-	E+2	E-2	V+2	R2	N									0	LM747-IAH	
DIL-14/1C	E-1	E+1	T1	V-	T2	E+2	E-2	T*2	V+2	R2	N	R1	V+1	T*1					0	LM747-IAJ	
DIL-14/1M	E-1	E+1	T1	V-	T2	E+2	E-2	T*2	V+2	R2	N	R1	V+1	T*1					0	LM747-ICD	
T05-10/1M	R1	V+1	E-1	E+1	V-	E+2	E-2	V+2	R2	N								UA747-IHC	0	LM747-ICH	
DIL-14/1C	E-1	E+1	T1	V-	T2	E+2	E-2	T*2	V+2	R2	N	R1	V+1	T*1				UA747-IHC	0	LM747-ICJ	
DIL-14/1P	E-1	E+1	T1	V-	T2	E+2	E-2	T*2	V+2	R2	N	R1	V+1	T*1				UA747-IDC	0	LM747-ICN	
DIL-14/1M	E-1	E+1	T1	V-	T2	E+2	E-2	T*2	V+2	R2	N	R1	V+1	T*1				UA747-IDM	0	LM747-ID	
DIL-14/1M	E-1	E+1	T1	V-	T2	E+2	E-2	T*2	V+2	R2	N	R1	V+1	T*1					0	LM747-IED	
T05-10/1M	R1	V+1	E-1	E+1	V-	E+2	E-2	V+2	R2	N									0	LM747-IEH	
DIL-14/1C	E-1	E+1	T1	V-	T2	E+2	E-2	T*2	V+2	R2	N	R1	V+1	T*1					0	LM747-IEJ	
DIL-14/1P	E-1	E+1	T1	V-	T2	E+2	E-2	T*2	V+2	R2	N	R1	V+1	T*1					0	LM747-IEN	
T05-10/1M	R1	V+1	E-1	E+1	V-	E+2	E-2	V+2	R2	N								UA747-IHM	0	LM747-IH	
DIL-14/1C	E-1	E+1	T1	V-	T2	E+2	E-2	T*2	V+2	R2	N	R1	V+1	T*1					0	LM747-IJ	
DIL-14/1C	E-1	E+1	T1	V-	T2	E+2	E-2	T*2	V+	R2	N	R1	V+	T*1			SFC2747KM	UA747DM	0	LM747J	
T05-8/1M	FT	E-	E+	V-M	T*	R	V+	F*									TBB0748	UA748HC	0	LM748CH	
DIL-8/1C	FT	E-	E+	V-	T*	R	V+	F*									TBB0748B	UA748TC	0	LM748CJ	
DIL-8/1C	FT	E-	E+	V-	T*	R	V+	F*										SNS2748JP	UA748BJ	0	LM748BJ
DIL-8/1P	FT	E-	E+	V-	T*	R	V+	F*									TBB0748B	UA748TC	0	LM748CN	
T05-8/1M	FT	E-	E+	V-M	T*	R	V+	F*									TBB0748	UA748HM	0	LM748H	
DIL-14/1P	R1	Ø1	F1	F*1	E+1	E-1	V-	E-2	E+2	F*2	F2	Ø2	R2	V+				MC1303P	0	LM1303N	
DIL-14/1C	R1	S1	V+1	N	E+2	E-2	V-	R2	S2	V+2	G	E+1	E-1	V-				MC1414L	0	LM1414J	
DIL-14/1P	R1	S1	V+	N	E+2	E-2	V-	R2	S2	V+2	G	E+1	E-1	V-				MC1414L	0	LM1414N	

TYPE NUMBER	MFR	APP	COMP	GBP MIN	SLEW RATE MIN	V _S ⁺ MAX	V _S ⁻ MAX	T _{OP} MAX	A _{VOL} MIN	V _{IO} MAX	I _B MAX	I _{IO} MAX	P _{TOT} MAX	I _{OUT} MIN	V _{OUT} MIN	V _{ICM} MAX	V _{IOF} MAX	dV _{IO} /dT MAX	P _O MAX	I _O MAX	CM RR MIN	PS RR MIN	R _{IN} MIN
LM1458J	NAU	DGK	INT	.	.	+18V	-18V	70C	86dB	6MV	500NA	200NA	500MWF	5MA	12V	15V	30V	.	6MA	70dB	77dB	300K	
LM1458H	NAU	DGK	INT	.	.	+18V	-18V	70C	86dB	6MV	500NA	200NA	500MWF	5MA	12V	15V	30V	.	6MA	70dB	77dB	300K	
LM1458N	NAU	DGK	INT	.	.	+18V	-18V	70C	86dB	6MV	500NA	200NA	400MWF	5MA	12V	15V	30V	.	6MA	70dB	77dB	300K	
LM1458N-14	NAU	DGK	INT	.	.	+18V	-18V	70C	86dB	6MV	500NA	200NA	400MWF	5MA	12V	15V	30V	.	6MA	70dB	77dB	300K	
LM1514J	NAU	DCP	EXT	.	.	+14V	-7V	125C	62dB	2MV	20uA	3uA	600MWF	5MA	2.5V	7V	5V	15uV/C	18MA	80dB	.	.	
LM1558H	NAU	DGK	INT	.	.	+22V	-22V	125C	94dB	5MV	500NA	200NA	500MWF	5MA	12V	15V	30V	.	5MA	70dB	77dB	300K	
LM1558J	NAU	DGK	INT	.	.	+22V	-22V	125C	94dB	5MV	500NA	200NA	500MWF	5MA	12V	15V	30V	.	5MA	70dB	77dB	300K	
LM1900D	NAU	QCD	INT	1MHZ	0.2V/uS	+36V	.	125C	66dB	.	100NA	.	900MWF	6MA	13V	.	.	.	12MA	.	50dB	500K	
LM1900J	NAU	QCD	INT	1MHZ	0.2V/uS	+36V	.	125C	66dB	.	100NA	.	900MWF	6MA	13V	.	.	.	12MA	.	50dB	500K	
LM2900D	NAU	QCD	INT	1MHZ	0.2V/uS	+32V	.	85C	62dB	.	200NA	.	900MWF	6MA	13V	.	.	.	10MA	.	50dB	500K	
LM2900J	NAU	QCD	INT	1MHZ	0.2V/uS	+32V	.	85C	62dB	.	200NA	.	900MWF	6MA	13V	.	.	.	10MA	.	50dB	500K	
LM2900N	NAU	QCD	INT	1MHZ	0.2V/uS	+32V	.	85C	62dB	.	200NA	.	900MWF	6MA	13V	.	.	.	10MA	.	50dB	500K	
LM2901A	MUG	QCP	EXT	.	.	+18V	-18V	85C	88dB	7MV	250NA	50NA	900MWF	6MA	.	18V	18V	.	2MA	.	.	.	
LM2901F	MUG	QCP	EXT	.	.	+18V	-18V	85C	88dB	7MV	250NA	50NA	900MWF	6MA	.	18V	18V	.	2MA	.	.	.	
LM2901J	NAU	QCP	EXT	.	.	+18V	-18V	85C	88dB	7MV	250NA	50NA	900MWF	6MA	.	18V	18V	.	2MA	.	.	.	
LM2901L	TDG	QCP	EXT	.	.	+18V	-18V	85C	88dB	7MV	250NA	50NA	900MWF	6MA	.	18V	18V	.	2MA	.	.	.	
LM2901N	NAU	QCP	EXT	.	.	+18V	-18V	85C	88dB	7MV	250NA	50NA	900MWF	6MA	.	18V	18V	.	2MA	.	.	.	
LM2901N(14)	MUG	QCP	EXT	.	.	+18V	-18V	85C	88dB	7MV	250NA	50NA	900MWF	6MA	.	18V	18V	.	2MA	.	.	.	
LM2902A	MUG	QGK	INT	3MHZ	.	+16V	-16V	70C	88dB	7MV	250NA	50NA	900MWF	.	.	16V	16V	35uV/C	2MA	.	50dB	50dB	
LM2902J	NAU	QGK	INT	.	.	+16V	-16V	70C	88dB	7MV	250NA	50NA	900MWF	.	.	16V	16V	35uV/C	2MA	.	50dB	50dB	
LM2902N	NAU	QGK	INT	.	.	+16V	-16V	70C	88dB	7MV	250NA	50NA	900MWF	.	.	16V	16V	35uV/C	2MA	.	50dB	50dB	
LM2902N(14)	MUG	QGK	INT	3MHZ	.	+16V	-16V	70C	88dB	7MV	250NA	50NA	900MWF	.	.	16V	16V	35uV/C	2MA	.	50dB	50dB	
LM2903N	NAU	DCP	EXT	.	.	+18V	-18V	85C	88dB	7MV	250NA	50NA	570MWF	6MA	.	18V	36V	
LM2903N(8)	MUG	DCP	EXT	.	.	+18V	-18V	85C	88dB	7MV	250NA	50NA	570MWF	6MA	.	18V	36V	
LM2903V	MUG	DCP	EXT	.	.	+18V	-18V	85C	88dB	7MV	250NA	50NA	570MWF	6MA	.	18V	36V	
LM2904N	NAU	DGK	INT	.	.	+13V	-13V	85C	86dB	7MV	250NA	50NA	570MWF	10MA	.	16V	26V	30uV/C	3MA	.	50dB	50dB	
LM3301N	NAU	QCD	INT	1MHZ	0.2V/uS	+28V	.	85C	60dB	.	300NA	.	625MWF	6MA	13V	.	.	.	10MA	.	50dB	50dB	
LM3302J	NAU	QCP	EXT	.	20V/uS	+14V	-14V	85C	66dB	20MV	500NA	100NA	900MWF	2MA	.	9V	14V	.	2MA	.	.	.	
LM3302N	NAU	QCP	EXT	.	20V/uS	14V	14V	85C	66dB	20MV	500NA	100NA	900MWF	2MA	.	9V	14V	.	2MA	.	.	.	
LM3401N	NAU	QCD	INT	2MHZ	0.2V/uS	+18V	.	75C	60dB	.	300NA	.	625MWF	6MA	13V	.	.	.	10MA	.	50dB	50dB	
LM3900N	NAU	QCD	INT	1MHZ	0.2V/uS	+32V	.	70C	62dB	.	200NA	.	570MWF	6MA	13V	.	.	.	10MA	.	50dB	500K	
LM4250CH	NAU	PRA	INT	.	.	+18V	-18V	70C	95dB	6MV	75NA	20NA	500MWF	1MA	12V	15V	30V	.	3MW	1MA	70dB	74dB	
LM4250CJ	NAU	PRA	INT	.	.	+18V	-18V	70C	95dB	6MV	75NA	20NA	500MWF	1MA	12V	15V	30V	.	3MW	1MA	70dB	74dB	
LM4250CN	NAU	PRA	INT	.	.	+18V	-18V	70C	95dB	6MV	75NA	20NA	500MWF	1MA	12V	15V	30V	.	3MW	1MA	70dB	74dB	
LM4250F	NAU	PRA	INT	.	.	+18V	-18V	125C	100dB	5MV	50NA	10NA	500MWF	1MA	12V	15V	30V	.	2.7MW	90UA	70dB	76dB	
LM4250H	NAU	PRA	INT	.	.	+18V	-18V	125C	100dB	5MV	50NA	10NA	500MWF	1MA	12V	15V	30V	.	2.7MW	90UA	70dB	76dB	
LM4250J	NAU	PRA	INT	.	.	+18V	-18V	125C	100dB	5MV	50NA	10NA	500MWF	1MA	12V	15V	30V	.	2.7MW	90UA	70dB	76dB	
M238A	BLU	FET	INT	10MHZ	50V/uS	+22V	-22V	125C	.	1MV	5pA	.	.	20MA	10V	15V	30V	10uV/C	.	12MA	86dB	70dB	10G
M238B	BLU	FET	INT	10MHZ	50V/uS	+22V	-22V	125C	.	1MV	5pA	.	.	20MA	10V	15V	30V	25uV/C	.	12MA	86dB	70dB	10G
M238C	BLU	FET	INT	10MHZ	50V/uS	+22V	-22V	125C	.	2MV	10pA	.	.	20MA	10V	15V	30V	50uV/C	.	12MA	86dB	70dB	10G
MC1303P	MTU	DLN	EXT	.	.	+15V	-15V	75C	78dB	10MV	10uA	0.4uA	625MWF	7MA	7V	.	.	.	400MW	.	.	.	
MC1410G	MTU	BDO	INT	.4GHZ	.	+8V	-8V	75C	36dB	33MV	100UA	30UA	680MWF	.	2V	6V	5V	10uV/C	220MW	.	20dB	.	3K
MC1414F	MTU	DCP	EXT	.	.	+14V	-7V	75C	60dB	5MV	25uA	5uA	500MWF	5MA	1V	7V	5V	25uV/C	150MW	9MA	70dB	.	
MC1414L	MTU	DCP	EXT	.	.	+14V	-7V	75C	60dB	5MV	25uA	5uA	625MWF	5MA	1V	7V	5V	25uV/C	150MW	9MA	70dB	.	
MC1414P	MTU	DCP	EXT	.	.	+14V	-7V	75C	60dB	5MV	25uA	5uA	625MWF	5MA	1V	7V	5V	25uV/C	150MW	9MA	70dB	.	
MC1420F	MTU	BDO	EXT	3MHZ	2V/uS	+8V	-8V	75C	64dB	15MV	4uA	0.2uA	500MWF	.	6V	0.5V	8V	10uV/C	240MW	.	60dB	.	300K
MC1420G	MTU	BDO	EXT	3MHZ	2V/uS	+8V	-8V	75C	64dB	15MV	4uA	0.2uA	680MWF	.	6V	0.5V	8V	10uV/C	240MW	.	60dB	.	300K
MC1430F	MTU	GPU	EXT	.	0.3V/uS	+8V	-8V	75C	69dB	10MV	15uA	4uA	500MWF	4MA	4V	2V	5V	.	150MW	.	65dB	.	5K
MC1430G	MTU	GPU	EXT	.	0.3V/uS	+8V	-8V	75C	69dB	10MV	15uA	4uA	680MWF	4MA	4V	2V	5V	.	150MW	.	65dB	.	5K
MC1430L	MTU	GPU	EXT	.	0.3V/uS	+8V	-8V	75C	69dB	10MV	15uA	4uA	1WF	4MA	4V	2V	5V	.	150MW	.	65dB	.	5K
MC1430P	MTU	GPU	EXT	.	0.3V/uS	+8V	-8V	75C	69dB	10MV	15uA	4uA	400MWF	4MA	4V	2V	5V	.	150MW	.	65dB	.	5K
MC1431F	MTU	GPU	EXT	.	0.3V/uS	+8V	-8V	75C	62dB	15MV	0.3uA	0.1uA	500MWF	4MA	4V	2V	5V	.	150MW	.	60dB	.	300K
MC1431G	MTU	GPU	EXT	.	0.3V/uS	+8V	-8V	75C	62dB	15MV	0.3uA	0.1uA	680MWF	4MA	4V	2V	5V	.	150MW	.	60dB	.	300K
MC1431L	MTU	GPU	EXT	.	0.3V/uS	+8V	-8V	75C	62dB	15MV	0.3uA	0.1uA	1WF	4MA	4V	2V	5V	.	150MW	.	60dB	.	300K
MC1431P	MTU	GPU	EXT	.	0.3V/uS	+8V	-8V	75C	62dB	15MV	0.3uA	0.1uA	400MWF	4MA	4V	2V	5V	.	150MW	.	60dB	.	300K
MC1433F	MTU	GPU	EXT	.	0.2V/uS	+18V	-18V	75C	90dB	7.5MV	2uA	0.5uA	500MWF	5MA	12V	8V	10V	30uV/C	170MW	.	80dB	76dB	300K
MC1433F	OBS	GPU	EXT	.	0.2V/uS	+18V	-18V	75C	90dB	7.5MV	2uA	0.5uA	500MWF	5MA	12V	8V	10V	30uV/C	170MW	.	80dB	76dB	300K
MC1433G	MTU	GPU	EXT	.	0.2V/uS	+18V	-18V	75C	90dB	7.5MV	2uA	0.5uA	680MWF	5MA	12V	8V	10V	30uV/C	170MW	.	80dB	76dB	300K
MC1433G	OBS	GPU	EXT	.	0.2V/uS	+18V	-18V	75C	90dB	7.5MV	2uA	0.5uA	680MWF	5MA	12V	8V	10V	30uV/C	170MW	.	80dB	76dB	300K
MC1433L	MTU	GPU	EXT	.	0.2V/uS	+18V	-18V	75C	90dB	7.5MV	2uA	0.5uA	1WF	5MA	12V	8V	10V	30uV/C	170MW	.	80dB	76dB	300K

For detailed explanations of column heading notations, see App. A.

Also for ready references the more important abbreviations used in the column headings are listed below:

LEFT HAND PAGE

APP = application (codes at APP.E.)

CMRR = common mode rejection ratio

CMP = compensation (frequency)

dV_{IO}/dT = input offset voltage temperature drift

GBP = gain bandwidth product

I_B = input bias current

I_{IO} = input bias offset current

I_O = quiescent supply current

MFR = manufacturer (codes at App.C.)

P_O = quiescent power consumer

PSRR = power supply rejection ratio

V_{ICM} = common mode input voltage rating

V_{IDF} = differential input voltage rating

V_{IO} = input offset voltage

V_S = dc supply voltage

RIGHT HAND PAGE

Lead out coding summary (details at APP.G.) for different cases (APP.F.)

A = gain adjust

B = bias adjust

C = case

E- = inverting input

E+ = non-inverting input

F.F* = input frequency compensation

G = ground

J = high level input

K = output, open collector

L = output, open emitter

M = metal case

N = not connected

Q = special terminal

R,R* = outputs

S = strobe

T,T* = offset balance

V+ = +ve dc supply

V- = -ve dc supply

W = guard ring

X = blank position, no lead

+ + = +ve supplementary dc supply

- - = -ve supplementary dc supply

∅,∅* = output frequency compensation

CASE (APP.F.)	LD 1	LD 2	LD 3	LD 4	LD 5	LD 6	LD 7	LD 8	LD 9	LD 10	LD 11	LD 12	LD 13	LD 14	LD 15	LD 16	EUROPE SUBSTITUTE	USA SUBSTITUTE	IS TYPE NUMBER	
DIL-8/1C	R1	E-1	E+1	V-	E+2	E-2	R2	V+	TBB1458B	MC1458B	0 LM1458J	
T05-8/1M	R1	E-1	E+1	V-	E+2	E-2	R2	V+	TBB1458	MC1458B	0 LM1458H	
DIL-8/1P	R1	E-1	E+1	V-	E+2	E-2	R2	V+	TBB1458B	MC1458B	0 LM1458N	
DIL-14/1P	N	R1	N	N	E-1	E+1	V-	E+2	E-2	N	N	R2	N	V+	.	.	.	MC1458L	0 LM1458N-14	
DIL-14/1C	R1	S1	V+1	N	E+2	E-2	V-	R2	S2	V+2	G	E+1	E-1	V-	.	.	.	MC1514L	0 LM1514J	
T05-8/1M	R1	E-1	E+1	V-	E+2	E-2	R2	V+	TBC1458	MC1558G	0 LM1558H	
DIL-8/1C	R1	E-1	E+1	V-	E+2	E-2	R2	V+	MC1558U	0 LM1558J	
DIL-14/1M	E+1	E+2	E-2	R2	R1	E-1	G	E-3	R3	R4	E-4	E+4	E+3	V+	0 LM1900D	
DIL-14/1C	E+1	E+2	E-2	R2	R1	E-1	G	E-3	R3	R4	E-4	E+4	E+3	V+	0 LM1900J	
DIL-14/1M	E+1	E+2	E-2	R2	R1	E-1	G	E-3	R3	R4	E-4	E+4	E+3	V+	0 LM2900D	
DIL-14/1C	E+1	E+2	E-2	R2	R1	E-1	G	E-3	R3	R4	E-4	E+4	E+3	V+	0 LM2900J	
DIL-14/1P	E+1	E+2	E-2	R2	R1	E-1	G	E-3	R3	R4	E-4	E+4	E+3	V+	0 LM2900N	
DIL-14/1P	R2	R1	V+	E-1	E+1	E-2	E+2	E+3	E-3	E-4	E+4	G	R4	R3	.	.	LM2901N	LM2901J	0 LM2901A	
DIL-14/1C	R2	R1	V+	E-1	E+1	E-2	E+2	E+3	E-3	E-4	E+4	G	R4	R3	.	.	.	LM2901J	0 LM2901F	
DIL-14/1C	R2	R1	V+	E-1	E+1	E-2	E+2	E+3	E-3	E-4	E+4	G	R4	R3	.	.	.	LM2901N	0 LM2901J	
DIL-14/1C	R2	R1	V+	E-1	E+1	E-2	E+2	E+3	E-3	E-4	E+4	G	R4	R3	.	.	.	LM2901J	0 LM2901L	
DIL-14/1P	R2	R1	V+	E-1	E+1	E-2	E+2	E+3	E-3	E-4	E+4	G	R4	R3	.	.	.	LM2901F	0 LM2901N	
DIL-14/1P	R2	R1	V+	E-1	E+1	E-2	E+2	E+3	E-3	E-4	E+4	G	R4	R3	.	.	LM2901N	LM2901J	0 LM2901N(14)	
DIL-14/1P	R1	E-1	E+1	V+	E+2	E-2	R2	R3	E-3	E+3	G	E+4	E-4	R4	.	.	MLM2902P	LM2902N	0 LM2902A	
DIL-14/1C	R1	E-1	E+1	V+	E+2	E-2	R2	R3	E-3	E+3	G	E+4	E-4	R4	.	.	MLM2902P	MLM2902P	0 LM2902J	
DIL-14/1P	R1	E-1	E+1	V+	E+2	E-2	R2	R3	E-3	E+3	G	E+4	E-4	R4	.	.	MLM2902P	MLM2902P	0 LM2902N	
DIL-14/1P	R1	E-1	E+1	V+	E+2	E-2	R2	R3	E-3	E+3	G	E+4	E-4	R4	.	.	MLM2902P	LM2902N	0 LM2902N(14)	
DIL-8/1P	R1	E-1	E+1	G	E+2	E-2	R2	V+	LM2903V	LM393AN	0 LM2903N	
DIL-8/1P	R1	E-1	E+1	G	E+2	E-2	R2	V+	LM2903V	LM2903N	0 LM2903N(8)	
DIL-8/1P	R1	E-1	E+1	G	E+2	E-2	R2	V+	LM2903V	LM2903N	0 LM2903V	
DIL-8/1P	R1	E-1	E+1	G	E+2	E-2	R2	V+	LM358AN	LM358AN	0 LM2904N	
DIL-14/1P	E+1	E+2	E-2	R2	R1	E-1	G	E-3	R3	R4	E-4	E+4	E+3	V+	.	.	UA3301P	MC3301P	0 LM3301N	
DIL-14/1C	R2	R1	V+	E-1	E+1	E-2	E+2	E+3	E-3	E-4	E+4	G	R4	R3	.	.	MC3302L	MC3302L	0 LM3302J	
DIL-14/1P	R2	R1	V+	E-1	E+1	E-2	E+2	E+3	E-3	E-4	E+4	G	R4	R3	.	.	MC3302L	MC3302L	0 LM3302N	
DIL-14/1P	E+1	E+2	E-2	R2	R1	E-1	G	E-3	R3	R4	E-4	E+4	E+3	V+	.	.	UA3401P	MC3401P	0 LM3401N	
DIL-14/1P	E+1	E+2	E-2	R2	R1	E-1	G	E-3	R3	R4	E-4	E+4	E+3	V+	.	.	LM2900D	LM2900D	0 LM3900N	
T05-8/1M	T	E-	E+	V-	T*	R	V+	B	SG4250CT	SG4250CT	0 LM4250CH	
DIL-8/1C	T	E-	E+	V-	T*	R	V+	B	LM4250J	LM4250J	0 LM4250CJ	
DIL-8/1P	T	E-	E+	V-	T*	R	V+	B	LM4250J	LM4250J	0 LM4250CN	
FLP-10/3G	N	T	E-	E+	V-	T*	R	V+	B	N	LM4250J	LM4250J	0 LM4250F	
T05-8/1M	T	E-	E+	V-	T*	R	V+	B	SG4250T	SG4250T	0 LM4250H	
DIL-8/1C	T	E-	E+	V-	T*	R	V+	B	LM4250J	LM4250J	0 LM4250J
T08-12/1M	E+	E-	N	V+	N	V-	GM	R	Q	Q*	N	N	0 M238A	
T08-12/1M	E+	E-	N	V+	N	V-	GM	R	Q	Q*	N	N	M238A	0 M238B
T08-12/1M	E+	E-	N	V+	N	V-	GM	R	Q	Q*	N	N	M238B	0 M238C
DIL-14/1P	R1	∅1	F1	F*1	E+1	E-1	V-	E-2	E+2	F2	F2	∅2	R2	V+	.	.	UA749C	LM1303N	0 MC1303P	
T05-8/1M	E+	V-	E-	M	R-	G	R+	V-	LM1510G	LM1510G	0 MC1410G
FLP-14/3C	R2	S2	V+2	N	E+1	E-1	V-	R1	S1	V+1	G	E+2	E-2	V-	.	.	MC1514J	LM1414J	0 MC1414F	
DIL-14/1C	R2	S2	V+2	N	E+1	E-1	V-	R1	S1	V+1	G	E+2	E-2	V-	.	.	LM1414J	LM1414J	0 MC1414L	
DIL-14/1P	R2	S2	V+2	N	E+1	E-1	V-	R1	S1	V+1	G	E+2	E-2	V-	.	.	LM1414J	MC1414L	0 MC1414P	
FLP-10/3C	E1	E2	F2	F1	V-	R1	R2	F*1	F*2	V+	MC1520F	MC1520F	0 MC1420F	
T05-10/1M	F2	F1	V-	R1	R2	F*1	F*2	V+	E1	E2	MC1520G	MC1520G	0 MC1420G	
FLP-10/3C	E+	E-	G	V-	R	V+	F	F*	∅	∅*	MC1530F	MC1530F	0 MC1430F	
T05-10/1M	E+	E-	G	V-	R	V+	F	F*	∅	∅*	MC1530G	MC1530G	0 MC1430G	
DIL-14/1C	∅	∅*	N	E+	N	E-	V-	G	N	N	R	V+	F	F*	.	.	MC1530L	MC1530L	0 MC1430L	
DIL-14/1P	∅	∅*	N	E+	N	E-	V-	G	N	N	R	V+	F	F*	.	.	MC1430L	MC1430L	0 MC1430P	
FLP-10/3C	E+	E-	G	V-	R	V+	F	F*	∅	∅*	MC1531F	MC1531F	0 MC1431F	
T05-10/1M	E+	E-	G	V-	R	V+	F	F*	∅	∅*	MC1531G	MC1531G	0 MC1431G	
DIL-14/1C	∅	∅*	N	E+	N	E-	V-	G	N	N	R	V+	F	F*	.	.	MC1531L	MC1531L	0 MC1431L	
DIL-14/1P	∅	∅*	N	E+	N	E-	V-	G	N	N	R	V+	F	F*	.	.	MC1531L	MC1431L	0 MC1431P	
FLP-10/3G	E+	∅	V-	R	V+	V+	V+	F	F*	E-	MC1533F	MC1533F	0 MC1433F	
FLP-10/3G	E+	∅	V-	R	V+	A	T	F	F*	E-	MC1533G	MC1533G	0 MC1433G	
T05-10/1M	E-	E+	∅	V-	R	V+	V+	V+	F	F*	MC1533G	MC1533G	0 MC1433G	
T05-10/1M	E-	E+	∅	V-	R	V+	A	T	F	F*	MC1533L	MC1533L	0 MC1433L	
DIL-14/1C	N	F	F*	E+	E+	∅	V-	N	N	N	R	V+	V+	V+	.	.	MC1533L	MC1533L	0 MC1433L	

TYPE NUMBER	MFR	APP	COMP	GBP MIN	SLEW RATE MIN	V _S ⁺ MAX	V _S ⁻ MAX	T _{OP} MAX	A _{VOL} MIN	V _{IO} MAX	I _B MAX	I _{IO} MAX	P _{TOT} MAX	I _{OUT} MIN	V _{OUT} MIN	V _{ICM} MAX	V _{IDF} MAX	dV _{IO} /dT MAX	P _O MAX	I _O MAX	CM RR MIN	PS RR MIN	R _{IN} MIN
MC1433P	MTU	GPU	EXT	.	0.2V/μS	+18V	-18V	75C	90dB	7.5MV	2uA	0.5uA	400MWF	5MA	12V	8V	10V	30uV/C	170MW	.	80dB	76dB	300K
MC1433P	OBS	GPU	EXT	.	0.2V/μS	+18V	-18V	75C	90dB	7.5MV	2uA	0.51A	400MWF	5MA	12V	8V	10V	30uV/C	170MW	.	80dB	76dB	300K
MC1435F	MTU	DGU	EXT	.	0.2V/μS	+9V	-9V	75C	71dB	5MV	5uA	0.5uA	500MWF	5MA	5V	9V	5V	15uV/C	180MW	.	60dB	70dB	10K
MC1435G	MTU	DGU	EXT	.	0.2V/μS	+9V	-9V	75C	71dB	5MV	5uA	0.5uA	680MWF	5MA	5V	9V	5V	15uV/C	180MW	.	60dB	70dB	10K
MC1435L	MTU	DGU	EXT	.	0.2V/μS	+9V	-9V	75C	71dB	5MV	5uA	0.5uA	680MWF	5MA	5V	9V	5V	15uV/C	180MW	.	60dB	70dB	10K
MC1435P	MTU	DGU	EXT	.	0.2V/μS	+9V	-9V	75C	71dB	5MV	5uA	0.5uA	400MWF	5MA	5V	9V	5V	15uV/C	180MW	.	60dB	70dB	10K
MC1436CG	MTU	HVO	INT	.3MHZ	0.5V/μS	+30V	-30V	75C	94dB	12MV	90NA	25NA	680MWF	1MA	20V	30V	60V	.	280MW	5MA	50dB	70dB	3M
MC1436G	MTU	HVO	INT	.3MHZ	0.5V/μS	+34V	-34V	75C	97dB	10MV	40NA	10NA	680MWF	1MA	20V	34V	68V	.	280MW	5MA	70dB	74dB	3M
MC1437L	MTU	DGU	EXT	.	0.1V/μS	+18V	-18V	75C	84dB	7.5MV	1.5uA	0.5uA	750MWF	5MA	12V	18V	5V	10uV/C	225MW	.	65dB	74dB	50K
MC1437P	MTU	DGU	EXT	.	0.1V/μS	+18V	-18V	75C	84dB	7.5MV	1.5uA	0.5uA	625MWF	5MA	12V	18V	5V	10uV/C	225MW	.	65dB	74dB	50K
MC1439G	MTU	GPU	EXT	.	0.5V/μS	+18V	-18V	75C	84dB	7.5MV	1uA	.15uA	680MWF	10MA	10V	18V	36V	15uV/C	.	7MA	80dB	74dB	50K
MC1439L	MTU	GPU	EXT	.	0.4V/μS	+18V	-18V	75C	84dB	7.5MV	1uA	.15uA	750MWF	10MA	10V	18V	36V	15uV/C	.	7MA	80dB	74dB	50K
MC1439P	MTU	GPU	EXT	.	0.4V/μS	+18V	-18V	75C	84dB	7.5MV	1uA	.15uA	625MWF	10MA	10V	18V	36V	15uV/C	.	7MA	80dB	74dB	50K
MC1439P1	MTU	GPU	EXT	.	0.4V/μS	+18V	-18V	75C	84dB	7.5MV	1uA	.15uA	625MWF	10MA	10V	18V	36V	15uV/C	.	7MA	80dB	74dB	50K
MC1439P2	MTU	GPU	EXT	.	0.4V/μS	+18V	-18V	75C	84dB	7.5MV	1uA	.15uA	625MWF	10MA	10V	18V	36V	15uV/C	.	7MA	80dB	74dB	50K
MC1456CG	MTU	SBA	INT	.5MHZ	1V/μS	+18V	-18V	75C	88dB	12MV	90NA	30NA	680MWF	5MA	10V	18V	18V	50uV/C	120MW	4MA	60dB	70dB	1M
MC1456CL	MTU	SBA	INT	.5MHZ	1V/μS	+18V	-18V	75C	88dB	12MV	90NA	30NA	680MWF	5MA	10V	18V	18V	50uV/C	120MW	4MA	60dB	70dB	1M
MC1456F	SJU	SBA	INT	.5MHZ	1V/μS	+18V	-18V	70C	96dB	10MV	30NA	10NA	500MWF	5MA	11V	18V	18V	40uV/C	90MW	3MA	70dB	74dB	1M
MC1456G	MTU	SBA	INT	.5MHZ	1V/μS	+18V	-18V	75C	96dB	10MV	30NA	10NA	680MWF	5MA	11V	18V	18V	40uV/C	90MW	3MA	70dB	74dB	1M
MC1456L	MTU	SBA	INT	.5MHZ	1V/μS	+18V	-18V	75C	96dB	10MV	30NA	10NA	680MWF	5MA	11V	18V	18V	40uV/C	90MW	3MA	70dB	74dB	1M
MC1456T	MUG	SBA	INT	.5MHZ	1V/μS	+18V	-18V	70C	96dB	10MV	30NA	10NA	500MWF	5MA	11V	18V	30V	40uV/C	90MW	3MA	70dB	74dB	1M
MC1456V	MUG	SBA	INT	.5MHZ	1V/μS	+18V	-18V	70C	96dB	10MV	30NA	10NA	680MWF	5MA	11V	18V	18V	40uV/C	90MW	3MA	70dB	74dB	1M
MC1458CG	MTU	DGK	INT	.5MHZ	0.3V/μS	+18V	-18V	75C	84dB	10MV	0.7uA	0.3uA	680MWF	4MA	11V	15V	30V	50uV/C	240MW	8MA	60dB	66dB	150K
MC1458CL	MTU	DGK	INT	.5MHZ	0.3V/μS	+18V	-18V	75C	84dB	10MV	0.7uA	0.3uA	750MWF	4MA	11V	15V	30V	50uV/C	240MW	8MA	60dB	66dB	150K
MC1458CNG	MTU	DLN	INT	.5MHZ	0.3V/μS	+18V	-18V	75C	84dB	10MV	0.7uA	0.3uA	680MWF	4MA	11V	15V	30V	50uV/C	240MW	8MA	60dB	66dB	150K
MC1458CNL	MTU	DLN	INT	.5MHZ	0.3V/μS	+18V	-18V	75C	84dB	10MV	0.7uA	0.3uA	750MWF	4MA	11V	15V	30V	50uV/C	240MW	8MA	60dB	66dB	150K
MC1458CNP1	MTU	DLN	INT	.5MHZ	0.3V/μS	+18V	-18V	75C	84dB	10MV	0.7uA	0.3uA	625MWF	4MA	11V	15V	30V	50uV/C	240MW	8MA	60dB	66dB	150K
MC1458CNP2	MTU	DLN	INT	.5MHZ	0.3V/μS	+18V	-18V	75C	84dB	10MV	0.7uA	0.3uA	625MWF	4MA	11V	15V	30V	50uV/C	240MW	8MA	60dB	66dB	150K
MC1458CP1	MTU	DGK	INT	.5MHZ	0.3V/μS	+18V	-18V	75C	84dB	10MV	0.7uA	0.3uA	625MWF	4MA	11V	15V	30V	50uV/C	240MW	8MA	60dB	66dB	150K
MC1458CP2	MTU	DGK	INT	.5MHZ	0.3V/μS	+18V	-18V	75C	84dB	10MV	0.7uA	0.3uA	625MWF	4MA	11V	15V	30V	50uV/C	240MW	8MA	60dB	66dB	150K
MC1458CU	MTU	DGK	INT	.5MHZ	0.3V/μS	+18V	-18V	75C	84dB	10MV	0.7uA	0.3uA	750MWF	4MA	11V	15V	30V	50uV/C	240MW	8MA	60dB	66dB	150K
MC1458D	MUG	DGK	INT	.5MHZ	0.3V/μS	+18V	-18V	75C	88dB	6MV	0.5uA	0.2uA	.	5MA	12V	15V	30V	.	125MW	6MA	70dB	76dB	300K
MC1458G	MTU	DGK	INT	.5MHZ	0.3V/μS	+18V	-18V	75C	86dB	6MV	0.5uA	0.2uA	680MWF	5MA	12V	15V	30V	50uV/C	170MW	6MA	70dB	76dB	300K
MC1458L	MTU	DGK	INT	.5MHZ	0.3V/μS	+18V	-18V	75C	86dB	6MV	0.5uA	0.2uA	750MWF	5MA	12V	15V	30V	50uV/C	170MW	6MA	70dB	76dB	300K
MC1458N(8)	MUG	DGK	INT	.5MHZ	0.3V/μS	+18V	-18V	75C	88dB	6MV	0.5uA	0.2uA	400MWF	5MA	12V	15V	30V	.	125MW	6MA	70dB	76dB	300K
MC1458NG	MTU	DLN	INT	.5MHZ	0.3V/μS	+18V	-18V	75C	86dB	6MV	0.5uA	0.2uA	680MWF	5MA	12V	15V	30V	50uV/C	170MW	6MA	70dB	76dB	300K
MC1458NL	MTU	DLN	INT	.5MHZ	0.3V/μS	+18V	-18V	75C	86dB	6MV	0.5uA	0.2uA	750MWF	5MA	12V	15V	30V	50uV/C	170MW	6MA	70dB	76dB	300K
MC1458NP	MTU	DLN	INT	.5MHZ	0.3V/μS	+18V	-18V	75C	86dB	6MV	0.5uA	0.2uA	625MWF	5MA	12V	15V	30V	50uV/C	170MW	6MA	70dB	76dB	300K
MC1458NP1	MTU	DLN	INT	.5MHZ	0.3V/μS	+18V	-18V	75C	86dB	6MV	0.5uA	0.2uA	625MWF	5MA	12V	15V	30V	50uV/C	170MW	6MA	70dB	76dB	300K
MC1458NP2	MTU	DLN	INT	.5MHZ	0.3V/μS	+18V	-18V	75C	86dB	6MV	0.5uA	0.2uA	625MWF	5MA	12V	15V	30V	50uV/C	170MW	6MA	70dB	76dB	300K
MC1458NU	MTU	DLN	INT	.5MHZ	0.3V/μS	+18V	-18V	75C	86dB	6MV	0.5uA	0.2uA	750MWF	5MA	12V	15V	30V	50uV/C	170MW	6MA	70dB	76dB	300K
MC1458P	MTU	DGK	INT	.5MHZ	0.3V/μS	+18V	-18V	75C	86dB	6MV	0.5uA	0.2uA	625MWF	5MA	12V	15V	30V	50uV/C	170MW	6MA	70dB	76dB	300K
MC1458P1	MTU	DGK	INT	.5MHZ	0.3V/μS	+18V	-18V	75C	86dB	6MV	0.5uA	0.2uA	625MWF	5MA	12V	15V	30V	50uV/C	170MW	6MA	70dB	76dB	300K
MC1458P2	MTU	DGK	INT	.5MHZ	0.3V/μS	+18V	-18V	75C	86dB	6MV	0.5uA	0.2uA	625MWF	5MA	12V	15V	30V	50uV/C	170MW	6MA	70dB	76dB	300K
MC1458SG	MTU	DHS	INT	.5MHZ	3V/μS	+18V	-18V	75C	86dB	6MV	0.5uA	0.2uA	680MWF	5MA	12V	15V	30V	50uV/C	170MW	6MA	70dB	76dB	300K
MC1458SL	MTU	DHS	INT	.5MHZ	3V/μS	+18V	-18V	75C	86dB	6MV	0.5uA	0.2uA	750MWF	5MA	12V	15V	30V	50uV/C	170MW	6MA	70dB	76dB	300K
MC1458SP1	MTU	DHS	INT	.5MHZ	3V/μS	+18V	-18V	75C	86dB	6MV	0.5uA	0.2uA	625MWF	5MA	12V	15V	30V	50uV/C	170MW	6MA	70dB	76dB	300K
MC1458SU	MTU	DHS	INT	.5MHZ	3V/μS	+18V	-18V	75C	86dB	6MV	0.5uA	0.2uA	750MWF	5MA	12V	15V	30V	50uV/C	170MW	6MA	70dB	76dB	300K
MC1458T	SJU	DGK	INT	.5MHZ	0.3V/μS	+18V	-18V	75C	88dB	6MV	0.5uA	0.2uA	500MWF	5MA	12V	15V	30V	.	125MW	6MA	70dB	76dB	300K
MC1458U	MTU	DGK	INT	.5MHZ	0.3V/μS	+18V	-18V	75C	86dB	6MV	0.5uA	0.2uA	750MWF	5MA	12V	15V	30V	50uV/C	170MW	6MA	70dB	76dB	300K
MC1458V	SJU	DGK	INT	.5MHZ	0.3V/μS	+18V	-18V	75C	88dB	6MV	0.5uA	0.2uA	400MWF	5MA	12V	15V	30V	.	125MW	6MA	70dB	76dB	300K
MC1510G	MTU	BDO	INT	.4GHZ	.	+8V	-8V	125C	38dB	17MV	80uA	20uA	580MWF	.	2V	6V	5V	10uV/C	220MW	.	30dB	.	3K
MC1514L	MTU	DCP	EXT	.	.	+14V	-7V	125C	62dB	2MV	20uA	3uA	1WF	5MA	1V	7V	5V	15uV/C	150MW	9MA	80dB	.	.
MC1514F	MTU	DCP	EXT	.	.	+14V	-7V	125C	62dB	2MV	20uA	3uA	300MWF	5MA	1V	7V	5V	15uV/C	150MW	9MA	80dB	.	.
MC1520F	MTU	BDO	EXT	.3MHZ	2V/μS	+8V	-8V	125C	66dB	10MV	2uA	0.1uA	500MWF	.	7V	0.5V	8V	10uV/C	240MW	.	75dB	66dB	500K
MC1520G	MTU	BDO	EXT	.3MHZ	2V/μS	+8V	-8V	125C	66dB	10MV	2uA	0.1uA	680MWF	.	7V	0.5V	8V	10uV/C	240MW	.	75dB	66dB	500K
MC1530F	MTU	GPU	EXT	.	0.3V/μS	+9V	-9V	125C	73dB	5MV	10uA	2uA	500MWF	5MA	4.5V	2V	5V	10uV/C	150MW	.	70dB	74dB	10K
MC1530G	MTU	GPU	EXT	.	0.3V/μS	+9V	-9V	125C	73dB	5MV	10uA	2uA	680MWF	5MA	4.5V	2V	5V	10uV/C	150MW	.	70dB	74dB	10K
MC1530L	MTU	GPU	EXT	.	0.3V/μS	+9V	-9V	125C	73dB	5MV	10uA	2uA	1WF	5MA	4.5V	2V	5V	10uV/C	150MW	.	70dB	74dB	10K

For detailed explanations of column heading notations, see App. A.

Also for ready references the more important abbreviations used in the column headings are listed below:

LEFT HAND PAGE

- APP = application (codes at APP.E.)
- CMRR = common mode rejection ratio
- CMP = compensation (frequency)
- dV_{IO}/dT = input offset voltage temperature drift
- GBP = gain bandwidth product
- I_B = input bias current
- I_{IO} = input bias offset current
- I_Q = quiescent supply current
- MFR = manufacturer (codes at App.C.)
- P_Q = quiescent power consumer
- PSRR = power supply rejection ratio
- V_{ICM} = common mode input voltage rating
- V_{IOF} = differential input voltage rating
- V_{IO} = input offset voltage
- V_S = dc supply voltage

RIGHT HAND PAGE

- Lead out coding summary (details at APP.G.) for different cases (APP.F.)
- A = gain adjust
- B = bias adjust
- C = case
- E- = inverting input
- E+ = non-inverting input
- F, F* = input frequency compensation
- G = ground
- J = high level input
- K = output, open collector
- L = output, open emitter
- M = metal case
- N = not connected
- Q = special terminal
- R, R* = outputs
- S = strobe
- T, T* = offset balance
- V+ = +ve dc supply
- V- = -ve dc supply
- W = guard ring
- X = blank position, no lead
- ++ = +ve supplementary dc supply
- = -ve supplementary dc supply
- ϕ, ϕ^* = output frequency compensation

CASE (APP F)	LD 1	LD 2	LD 3	LD 4	LD 5	LD 6	LD 7	LD 8	LD 9	LD 10	LD 11	LD 12	LD 13	LD 14	LD 15	LD 16	EUROPE SUBSTI-TUTE	USA SUBSTI-TUTE	I S	TYPE NUMBER			
DIL-14/1P	N	F	F*	E-	E+	ϕ	V-	N	N	R	V+	V+	V+					MC1433L	0	MC1433P			
DIL-14/1P	N	F	F*	E-	E+	ϕ	V-	N	N	R	V+	A	T					MC1433L	0	MC1433P			
FLP-14/3C	R2	$\phi 2$	F2	F*2	E+2	E-2	V-	E-1	E+1	F1	F*1	$\phi 1$	R1	V+				MC1535F	0	MC1435F			
T05-10/1M	V-	E-2	E+2	$\phi 2$	R2	V+	R1	$\phi 1$	E+1	E-1								MC1535G	0	MC1435G			
DIL-14/1C	R2	$\phi 2$	F2	F*2	E+2	E-2	V-	E-1	E+1	F1	F*1	$\phi 1$	R1	V+			MC1535L	UA749DM	0	MC1435L			
DIL-14/1P	R2	$\phi 2$	F2	F*2	E+2	E-2	V-	E-1	E+1	F1	F*1	$\phi 1$	R1	V+			TBA231	UA739DC	0	MC1435P			
T05-8/1M	T	E-	E+	V+	T*	R	V+	N										LM343	0	MC1436CG			
T05-8/1M	T	E-	E+	V+	T*	R	V+	N										LM343	0	MC1436G			
DIL-14/1C	$\phi 2$	R2	F2	F*2	E-2	E+2	V-	E+1	E-1	F1	F*1	R1	$\phi 1$	V+			MC1537L	RC1437DC	0	MC1437L			
DIL-14/1P	$\phi 2$	R2	F2	F*2	E-2	E+2	V-	E+1	E-1	F1	F*1	R1	$\phi 1$	V+			MC1537L	RC1437DC	0	MC1437P			
T05-8/1M	F	E-	E+	V-	ϕ	R	V+	F*										TAA521	UA709HC	0	MC1439G		
DIL-14/1C	N	N	F	E-	E+	V-	N	N	ϕ	R	V+	F*	N	N				TAA521A	UA709DC	0	MC1439L		
DIL-14/1P	N	N	F	E-	E+	V-	N	N	ϕ	R	V+	F*	N	N				TAA521A	UA709DC	0	MC1439P		
DIL-8/1P	F	E-	E+	V-	ϕ	R	V+	F*										LM709CN-8	LM709TC	0	MC1439P1		
DIL-14/1P	N	N	F	E-	E+	V-	N	N	ϕ	R	V+	F*	N	N				TAA521A	UA709DC	0	MC1439P2		
T05-8/1M	T	E-	E+	V-	T*	R	V+	N										LM343H	MC1456T	0	MC1456CG		
DIL-14/1C	N	N	T	E-	E+	V-	N	N	T*	R	V+	N	N	N				LM343D	LM1456L	0	MC1456CL		
DIL-14/1C	N	N	T	E-	E+	V-	N	N	T*	R	V+	N	N	N				LM343H	MC1456L	0	MC1456F		
T05-8/1M	T	E-	E+	V-	T*	R	V+	N										LM343H	MC1456T	0	MC1456G		
DIL-14/1C	N	N	T	E-	E+	V-	N	N	T*	R	V+	N	N	N				LM343D	MC1456F	0	MC1456L		
T05-8/1M	T	E-	E+	V-	T*	R	V+	N										MC1456G	N5556T	0	MC1456T		
DIL-8/1P	T	E-	E+	V-	T*	R	V+	N										RC1556NB	N5556V	0	MC1456V		
T05-8/1M	R1	E-1	E+1	V-	E+2	E-2	R2	V+										TBB1458	LM1458H	0	MC1458CG		
DIL-14/1C	N	R1	N	N	E-1	E+1	V-	E+2	E-2	N	N	R2	N	V+				MC1458L	LM1458N14	0	MC1458CL		
T05-8/1M	R1	E-1	E+1	V-	E+2	E-2	R2	V+										MC1458L	MC1558CG	0	MC1458CNG		
DIL-14/1C	N	R1	N	N	E-1	E+1	V-	E+2	E-2	N	N	R2	N	V+					MC1458NL		0	MC1458CNL	
DIL-8/1P	R1	E-1	E+1	V-	E+2	E-2	R2	V+											MC1458NP1		0	MC1458CNP1	
DIL-14/1P	N	R1	N	N	E-1	E+1	V-	E+2	E-2	N	N	R2	N	V+					MC1458NP2		0	MC1458CNP2	
DIL-8/1P	R1	E-1	E+1	V-	E+2	E-2	R2	V+										TBB1458	LM1458J	0	MC1458CP1		
DIL-14/1P	N	R1	N	N	E-1	E+1	V-	E+2	E-2	N	N	R2	N	V+				LM1458N14	MC1458L	0	MC1458CP2		
DIL-8/1C	R1	E-1	E+1	V-	E+2	E-2	R2	V+										TBB1458B	LM1458J	0	MC1458CU		
MDL-8/2P	R1	E-1	E+1	V-	E+2	E-2	R2	V+											TDA1458D		0	MC1458D	
T05-8/1M	R1	E-1	E+1	V-	E+2	E-2	R2	V+										TBB1458	LM1458H	0	MC1458G		
DIL-14/1C	N	R1	N	N	E-1	E+1	V-	E+2	E-2	N	N	R2	N	V+					LM1458N14		0	MC1458L	
DIL-8/1P	R1	E-1	E+1	V-	E+2	E-2	R2	V+										TBB1458B	MC1458U	0	MC1458N(8)		
T05-8/1M	R1	E-1	E+1	V-	E+2	E-2	R2	V+											MC1558NG		0	MC1458NG	
DIL-14/1C	N	R1	N	N	E-1	E+1	V-	E+2	E-2	N	N	R2	N	V+					MC1558NL		0	MC1458NL	
DIL-14/1P	N	R1	N	N	E-1	E+1	V-	E+2	E-2	N	N	R2	N	V+					MC1558NL		0	MC1458NP	
DIL-8/1P	R1	E-1	E+1	V-	E+2	E-2	E+2	V+											MC1558NU		0	MC1458NP1	
DIL-14/1P	N	R1	N	N	E-1	E+1	V-	E+2	E-2	N	N	R2	N	V+					MC1558NL		0	MC1458NP2	
DIL-8/1C	R1	E-1	E+1	V-	E+2	E-2	R2	V+											MC1558NU		0	MC1458NU	
DIL-14/1P	N	R1	N	N	E-1	E+1	V-	E+2	E-2	N	N	R2	N	V+					LM1458N14		0	MC1458P	
DIL-8/1P	R1	E-1	E+1	V-	E+2	E-2	R2	V+										TBB1458B	LM1458J	0	MC1458P1		
DIL-14/1P	N	R1	N	N	E-1	E+1	V-	E+2	E-2	N	N	R2	N	V+				MC1458L	LM1458N14	0	MC1458P2		
T05-8/1M	R1	E-1	E+1	V-	E+2	E-2	R2	V+											MC1558SG		0	MC1458SG	
DIL-14/1C	N	R1	N	N	E-1	E+1	V-	E+2	E-2	N	N	R2	N	V+					MC1558SL		0	MC1458SL	
DIL-14/1P	N	R1	N	N	E-1	E+1	V-	E+2	E-2	N	N	R2	N	V+					MC1558SL		0	MC1458SP	
DIL-8/1P	R1	E-1	E+1	V-	E+2	E-2	R2	V+											MC1558SU		0	MC1458SP1	
DIL-8/1C	R1	E-1	E+1	V-	E+2	E-2	R2	V+											MC1558SU		0	MC1458SU	
T05-8/1M	R1	E-1	E+1	V-	E+2	E-2	R2	V+											TBB1458	MC1458G	0	MC1458T	
DIL-8/1C	R1	E-1	E+1	V-	E+2	E-2	R2	V+											TBB1458B	LM1458J	0	MC1458U	
DIL-8/1P	R1	E-1	E+1	V-	E+2	E-2	R2	V+											TBB1458B	MC1458U	0	MC1458V	
T05-8/1M	E+	V+	E-	M	R-	G	R+	V-													0	MC1510G	
DIL-14/1C	R2	S1	V+2	N	E+1	E-1	V-	R1	S1	V+1	G	E+2	E-2	V-						LM1514J		0	MC1514L
FLP-14/3C	R2	S2	V+2	N	E+1	E-1	V-	R1	S1	V+1	G	E+2	E-2	V-								0	MC1514F
FLP-10/3C	E1	E2	F2	F1	V-	R1	R2	F*1	F*2	V+												0	MC1520F
T05-10/1M	F2	F1	V-	R1	R2	F*1	F*2	V+	E1	E2												0	MC1520G
FLP-10/3C	E+	E-	G	V-	R	V+	F	F*	ϕ	ϕ^*												0	MC1530F
T05-10/1M	E+	E-	G	V-	R	V+	F	F*	ϕ	ϕ^*												0	MC1530G
DIL-14/1C	ϕ	ϕ^*	N	E+	N	E-	V-	G	N	N	R	V+	F	F*								0	MC1530L

TYPE NUMBER	MFR	APP	COMP	GBP MIN	SLEW RATE MIN	V _{S+} MAX	V _{S-} MAX	T _{OP} MAX	A _{VOL} MIN	V _{IO} MAX	I _B MAX	I _{IO} MAX	P _{TOT} MAX	I _{OUT} MIN	V _{OUT} MIN	V _{ICM} MAX	V _{IDF} MAX	dV _{IO} /dT MAX	P _O MAX	I _O MAX	CM RR MIN	PS RR MIN	R _{IN} MIN
MC1531F	MTU	GPU	EXT	.	0.3V/US	+9V	-9V	125C	68dB	10MV	150NA	25NA	500MWF	5MA	4.5V	2V	5V	30UV/C	150MW	.	65dB	74dB	1M
MC1531G	MTU	GPU	EXT	.	0.3V/US	+9V	-9V	125C	68dB	10MV	150NA	25NA	680MWF	5MA	5MV	2V	5V	30UV/C	150MW	.	65dB	74dB	1M
MC1531L	MTU	GPU	EXT	.	0.3V/US	+9V	-9V	125C	68dB	10MV	150NA	25NA	1WF	5MA	4.5V	2V	5V	30UV/C	150MW	.	65dB	74dB	1M
MC1533F	MTU	GPU	EXT	.	0.2V/US	+20V	-20V	125C	92dB	5MV	1uA	15uA	500MW	6MA	12V	20V	10V	20UV/C	170MW	.	90dB	76dB	500K
MC1533F	OBS	GPU	EXT	.	0.2V/US	+20V	-20V	125C	92dB	5MV	1uA	15uA	500MWF	6MA	12V	20V	10V	20UV/C	170MW	.	90dB	76dB	500K
MC1533G	MTU	GPU	EXT	.	0.2V/US	+20V	-20V	125C	92dB	5MV	1uA	15uA	680MWF	6MA	12V	20V	10V	20UV/C	170MW	.	90dB	76dB	500K
MC1533G	OBS	GPU	EXT	.	0.2V/US	+20V	-20V	125C	92dB	5MV	1uA	15uA	680MWF	6MA	12V	20V	10V	20UV/C	170MW	.	90dB	76dB	500K
MC1533L	MTU	GPU	EXT	.	0.2V/US	+20V	-20V	125C	92dB	5MV	1uA	15uA	1WF	6MA	12V	20V	10V	20UV/C	170MW	.	90dB	76dB	500K
MC1535F	MTU	DGU	EXT	.	0.2V/US	+10V	-10V	125C	72dB	3MV	3uA	0.3uA	500MWF	3MA	3V	10V	5V	15UV/C	150MW	.	70dB	70dB	10K
MC1535G	MTU	DGU	EXT	.	0.2V/US	+10V	-10V	125C	72dB	3MV	3uA	0.3uA	680MW	3MA	3V	10V	5V	15UV/C	150MW	.	70dB	70dB	10K
MC1535L	MTU	DGU	EXT	.	0.2V/US	+10V	-10V	125C	72dB	3MV	3uA	0.3uA	680MWF	3MA	3V	10V	5V	15UV/C	150MW	.	70dB	70dB	10K
MC1536G	MTU	HVO	INT	3MHZ	0.5V/US	+40V	-40V	125C	100dB	5MV	20NA	3NA	680MWF	1MA	30V	40V	80V	.	224MW	4MA	80dB	80dB	3M
MC1537L	MTU	DGU	EXT	.	0.1V/US	+18V	-18V	125C	88dB	5MV	0.5uA	0.2uA	750MWF	5MA	12V	18V	5V	10UV/C	225MW	.	70dB	76dB	150K
MC1539G	MTU	GPU	EXT	.	0.4V/US	+18V	-18V	125C	94dB	3MV	500NA	75NA	680MWF	10MA	10V	18V	36V	10UV/C	.	5MA	80dB	76dB	150K
MC1539L	MTU	GPU	EXT	.	0.4V/US	+18V	-18V	125C	94dB	3MV	500NA	75NA	750MWF	10MA	10V	18V	36V	10UV/C	.	5MA	80dB	76dB	150K
MC1556F	MUG	SBA	INT	5MHZ	1V/US	+22V	-22V	125C	100dB	4MV	15NA	2NA	680MWF	6MA	12V	22V	22V	30UV/C	45MW	2MA	80dB	80dB	1.5M
MC1556G	MTU	SBA	INT	5MHZ	1V/US	+22V	-22V	125C	100dB	4MV	15NA	2NA	680MWF	6MA	12V	22V	22V	30UV/C	45MW	2MA	80dB	80dB	1.5M
MC1556L	MTU	SBA	INT	5MHZ	1V/US	+22V	-22V	125C	100dB	4MV	15NA	2NA	680MWF	6MA	12V	22V	22V	30UV/C	45MW	2MA	80dB	80dB	1.5M
MC1556N(8)	MUG	SBA	INT	5MHZ	1V/US	+22V	-22V	125C	100dB	4MV	15NA	2NA	680MWF	6MA	12V	22V	22V	30UV/C	45MW	2MA	80dB	80dB	1.5M
MC1556T	MUG	SBA	INT	5MHZ	1V/US	+22V	-22V	125C	100dB	4MV	15NA	2NA	500MWF	6MA	12V	22V	22V	30UV/C	45MW	2MA	80dB	80dB	1.5M
MC1556V	MUG	SBA	INT	5MHZ	1V/US	+22V	-22V	125C	100dB	4MV	15NA	2NA	680MWF	6MA	12V	22V	22V	30UV/C	45MW	2MA	80dB	80dB	1.5M
MC1558G	MTU	DGK	INT	5MHZ	0.3V/US	+22V	-22V	125C	94dB	5MV	0.5uA	0.2uA	680MWF	5MA	12V	15V	30V	50UV/C	150MW	5MA	70dB	76dB	300K
MC1558L	MTU	DGK	INT	5MHZ	0.3V/US	+22V	-22V	125C	94dB	5MV	0.5uA	0.2uA	750MWF	5MA	12V	15V	30V	50UV/C	150MW	5MA	70dB	76dB	300K
MC1558N(8)	MUG	DGK	INT	5MHZ	0.3V/US	+22V	-22V	125C	94dB	5MV	0.5uA	0.2uA	400MWF	5MA	12V	15V	30V	50UV/C	150MW	5MA	70dB	76dB	300K
MC1558NG	MTU	DLN	INT	5MHZ	0.3V/US	+22V	-22V	125C	94dB	5MV	0.5uA	0.2uA	680MWF	5MA	12V	15V	30V	50UV/C	150MW	5MA	70dB	76dB	300K
MC1558NL	MTU	DLN	INT	5MHZ	0.3V/US	+22V	-22V	125C	94dB	5MV	0.5uA	0.2uA	750MWF	5MA	12V	15V	30V	50UV/C	150MW	5MA	70dB	76dB	300K
MC1558NU	MTU	DLN	INT	5MHZ	0.3V/US	+22V	-22V	125C	94dB	5MV	0.5uA	0.2uA	750MWF	5MA	12V	15V	30V	50UV/C	150MW	5MA	70dB	76dB	300K
MC1558SG	MTU	DHS	INT	5MHZ	3V/US	+22V	-22V	125C	94dB	5MV	0.5uA	0.2uA	680MWF	5MA	12V	15V	30V	50UV/C	150MW	5MA	70dB	76dB	300K
MC1558SL	MTU	DHS	INT	5MHZ	3V/US	+22V	-22V	125C	94dB	5MV	0.5uA	0.2uA	750MWF	5MA	12V	15V	30V	50UV/C	150MW	5MA	70dB	76dB	300K
MC1558SU	MTU	DHS	INT	5MHZ	3V/US	+22V	-22V	125C	94dB	5MV	0.5uA	0.2uA	750MWF	5MA	12V	15V	30V	50UV/C	150MW	5MA	70dB	76dB	300K
MC1558T	SJU	DGK	INT	5MHZ	0.3V/US	+22V	-22V	125C	94dB	5MV	0.5uA	0.2uA	500MWF	5MA	12V	15V	30V	.	150MW	5MA	70dB	76dB	300K
MC1558U	MTU	DGK	INT	5MHZ	0.3V/US	+22V	-22V	125C	94dB	5MV	0.5uA	0.2uA	750MWF	5MA	12V	15V	30V	50UV/C	150MW	5MA	70dB	76dB	300K
MC1558V	MUG	DGK	INT	5MHZ	0.3V/US	+22V	-22V	125C	94dB	5MV	0.5uA	0.2uA	400MWF	5MA	12V	15V	30V	50UV/C	150MW	5MA	70dB	76dB	300K
MC1709AF	MTU	GPU	EXT	3MHZ	0.15V/US	+18V	-18V	125C	88dB	2MV	200NA	50NA	500MWF	5MA	12V	10V	5V	10UV/C	108MW	4MA	80dB	80dB	350K
MC1709AG	MTU	GPU	EXT	3MHZ	0.15V/US	+18V	-18V	125C	88dB	2MV	200NA	50NA	680MWF	5MA	12V	10V	5V	10UV/C	108MW	4MA	80dB	80dB	350K
MC1709AL	MTU	GPU	EXT	3MHZ	0.15V/US	+18V	-18V	125C	88dB	2MV	200NA	50NA	750MWF	5MA	12V	10V	5V	10UV/C	108MW	4MA	80dB	80dB	350K
MC1709CF	MTU	GPU	EXT	3MHZ	0.15V/US	+18V	-18V	75C	82dB	7.5MV	1.5uA	0.5uA	500MWF	5MA	12V	10V	5V	.	200MW	.	65dB	74dB	50K
MC1709CG	MTU	GPU	EXT	3MHZ	0.15V/US	+18V	-18V	75C	82dB	7.5MV	1.5uA	0.5uA	680MWF	5MA	12V	10V	5V	.	200MW	.	65dB	74dB	50K
MC1709CL	MTU	GPU	EXT	3MHZ	0.15V/US	+18V	-18V	75C	82dB	7.5MV	1.5uA	0.5uA	750MWF	5MA	12V	10V	5V	.	200MW	.	65dB	74dB	50K
MC1709CP	MTU	GPU	EXT	3MHZ	0.15V/US	+18V	-18V	75C	82dB	7.5MV	1.5uA	0.5uA	625MWF	5MA	12V	10V	5V	.	200MW	.	65dB	74dB	50K
MC1709CP1	MTU	GPU	EXT	3MHZ	0.15V/US	+18V	-18V	75C	82dB	7.5MV	1.5uA	0.5uA	625MWF	5MA	12V	10V	5V	.	200MW	.	65dB	74dB	50K
MC1709CP2	MTU	GPU	EXT	3MHZ	0.15V/US	+18V	-18V	75C	82dB	7.5MV	1.5uA	0.5uA	625MWF	5MA	12V	10V	5V	.	200MW	.	65dB	74dB	50K
MC1709CU	MTU	GPU	EXT	3MHZ	0.15V/US	+18V	-18V	75C	82dB	7.5MV	1.5uA	0.5uA	750MWF	5MA	12V	10V	5V	.	200MW	.	65dB	74dB	50K
MC1709F	MTU	GPU	EXT	3MHZ	0.15V/US	+18V	-18V	125C	88dB	5MV	500NA	200NA	500MWF	5MA	12V	10V	5V	15UV/C	165MW	.	70dB	76dB	150K
MC1709G	MTU	GPU	EXT	3MHZ	0.15V/US	+18V	-18V	125C	88dB	5MV	500NA	200NA	680MWF	5MA	12V	10V	5V	15UV/C	165MW	.	70dB	76dB	150K
MC1709L	MTU	GPU	EXT	3MHZ	0.15V/US	+18V	-18V	125C	88dB	5MV	500NA	200NA	750MWF	5MA	12V	10V	5V	15UV/C	165MW	.	70dB	76dB	150K
MC1710CF	MTU	CPR	EXT	.	.	+14V	-7V	75C	60dB	5MV	25uA	5uA	500MWF	5MA	1V	7V	5V	20UV/C	150MW	9MA	70dB	.	.
MC1710CG	MTU	CPR	EXT	.	.	+14V	-7V	75C	60dB	5MV	25uA	5uA	680MWF	5MA	1V	7V	5V	20UV/C	150MW	9MA	70dB	.	.
MC1710CL	MTU	CPR	EXT	.	.	+14V	-7V	75C	60dB	5MV	25uA	5uA	625MWF	5MA	1V	7V	5V	20UV/C	150MW	9MA	70dB	.	.
MC1710CP	MTU	CPR	EXT	.	.	+14V	-7V	75C	60dB	5MV	25uA	5uA	625MWF	5MA	1V	7V	5V	20UV/C	150MW	9MA	70dB	.	.
MC1710F	MTU	CPR	EXT	.	.	+14V	-7V	125C	62dB	2MV	20uA	3uA	500MWF	5MA	1V	7V	5V	10UV/C	150MW	9MA	80dB	.	.
MC1710G	MTU	CPR	EXT	.	.	+14V	-7V	125C	62dB	2MV	20uA	3uA	680MWF	5MA	1V	7V	5V	10UV/C	150MW	9MA	80dB	.	.
MC1710L	MTU	CPR	EXT	.	.	+14V	-7V	125C	62dB	2MV	20uA	3uA	625MWF	5MA	1V	7V	5V	10UV/C	150MW	9MA	80dB	.	.
MC1711CF	MTU	DCP	EXT	.	.	+14V	-7V	75C	57dB	5MV	100uA	25uA	500MWF	5MA	2.5V	7V	5V	20UV/C	200MW
MC1711CG	MTU	DCP	EXT	.	.	+14V	-7V	75C	57dB	5MV	100uA	25uA	680MWF	5MA	2.5V	7V	5V	20UV/C	200MW
MC1711CL	MTU	DCP	EXT	.	.	+14V	-7V	75C	57dB	5MV	100uA	25uA	625MWF	5MA	2.5V	7V	5V	20UV/C	200MW
MC1711CP	MTU	DCP	EXT	.	.	+14V	-7V	75C	57dB	5MV	100uA	25uA	625MWF	5MA	2.5V	7V	5V	20UV/C	200MW
MC1711F	MTU	DCP	EXT	.	.	+14V	-7V	125C	58dB	3.5MV	75uA	10uA	500MWF	5MA	2.5V	7V	5V	20UV/C	200MW
MC1711G	MTU	DCP	EXT	.	.	+14V	-7V	125C	58dB	3.5MV	75uA	10uA	680MW	5MA	2.5V	7V	5V	20UV/C	200MW

For detailed explanations of column heading notations, see App. A.

Also for ready references the more important abbreviations used in the column headings are listed below:

LEFT HAND PAGE

APP = application
(codes at APP.E.)

CMRR = common mode rejection ratio

CMP = compensation (frequency)

dV_{off}/dT = input offset voltage temperature drift

GBP = gain bandwidth product

I_B = input bias current

I_{IO} = input bias offset current

I_Q = quiescent supply current

MFR = manufacturer (codes at App.C.)

P_Q = quiescent power consumer

PSRR = power supply rejection ratio

V_{CM} = common mode input voltage rating

V_{DF} = differential input voltage rating

V_{IO} = input offset voltage

V_S = dc supply voltage

RIGHT HAND PAGE

Lead out coding summary (details at APP.G.) for different cases (APP.F.)

A = gain adjust

B = bias adjust

C = case

E- = inverting input

E+ = non-inverting input

F, F* = input frequency compensation

G = ground

J = high level input

K = output, open collector

L = output, open emitter

M = metal case

N = not connected

Q = special terminal

R, R* = outputs

S = strobe

T, T* = offset balance

V+ = +ve dc supply

V- = -ve dc supply

W = guard ring

X = blank position, no lead

++ = +ve supplementary dc supply

-- = -ve supplementary dc supply

ϕ, ϕ^* = output frequency compensation

CASE (APP.F.)	LD 1	LD 2	LD 3	LD 4	LD 5	LD 6	LD 7	LD 8	LD 9	LD 10	LD 11	LD 12	LD 13	LD 14	LD 15	LD 16	EUROPE SUBSTITUTION	USA SUBSTITUTION	I S	TYPE NUMBER	
FLP-10/3C	E+	E-	G	V-	R	V+	F	F*	ϕ	ϕ^*	0	MC1531F	
T05-10/1M	E+	E-	G	V-	R	V+	F	F*	ϕ	ϕ^*	0	MC1531G	
DIL-14/1C	ϕ	ϕ^*	N	E+	N	E-	V-	G	N	N	R	V+	F	F*	0	MC1531L	
FLP-10/3G	E+	ϕ	V-	R	V+	V+	V+	F	F*	E-	0	MC1533F	
FLP-10/3G	E+	ϕ	V-	R	V+	A	T	F	F*	E-	0	MC1533F	
T05-10/1M	E-	E+	ϕ	V-	R	V+	V+	V+	F	F*	0	MC1533G	
T05-10/1M	E-	E+	ϕ	V-	R	V+	A	T	F	F*	0	MC1533G	
DIL-14/1C	N	F	F*	E-	E+	ϕ	V-	N	N	N	R	V+	V+	V+	0	MC1533L	
FLP-14/3C	R2	$\phi 2$	F2	F*2	E+2	E-2	V-	E-1	E+1	F1	F*1	$\phi 1$	R1	V+	0	MC1535F	
T05-10/1M	V-	E-2	E+2	$\phi 2$	R2	V+	R1	$\phi 1$	E+1	E-1	0	MC1535G	
DIL-14/1C	R2	$\phi 2$	F2	F*2	E+2	E-2	V-	E-1	E+1	F1	F*1	$\phi 1$	R1	V+	.	.	UA749DM	0	MC1535L		
T05-8/1M	T	E-	E+	V+	T*	R	V+	N	LM143	0	MC1536G	
DIL-14/1C	$\phi 2$	R2	F2	F*2	E-2	E+2	V-	E+1	E-1	F1	F*1	R1	$\phi 1$	V+	.	.	RM1537DC	0	MC1537L		
T05-8/1M	F	E+	E+	V-	ϕ	R	V+	F*	TAA522	UA709HM	0	MC1539G	
DIL-14/1C	N	N	F	E-	E+	V-	N	N	ϕ	R	V+	F*	N	N	.	.	LM709J	UA709DM	0	MC1539L	
DIL-14/1C	N	N	T	E-	E+	V-	N	N	T*	R	V+	N	N	N	.	.	.	MC1556L	0	MC1556F	
T05-8/1M	T	E-	E+	V-	T*	R	V+	N	LM143H	MC1556T	0	MC1556G	
DIL-14/1C	N	N	T	E-	E+	V-	N	N	T*	R	V+	N	N	N	.	.	LM143D	MC1556F	0	MC1556L	
DIL-8/1P	T	E-	E+	V-	T*	R	V+	N	S5556V	0	MC1556N(8)	
T05-8/1M	T	E-	E+	V-	T*	R	V+	N	S5556T	MC1556G	0	MC1556T	
DIL-8/1P	T	E-	E+	V-	T*	R	V+	N	S5556V	0	MC1556V	
T05-8/1M	R1	E-1	E+1	V-	E+2	E-2	R2	V+	TBC1458	LM1558H	0	MC1558G	
DIL-14/1C	N	R1	N	N	E-1	E+1	V-	E+2	E-2	N	N	R2	N	V+	.	.	.	LM1558J	MC1558U	0	MC1558L
DIL-8/1P	R1	E-1	E+1	V-	E+2	E-2	R2	V+	0	MC1558N(8)	
T05-8/1M	R1	E-1	E+1	V-	E+2	E-2	R2	V+	0	MC1558NG	
DIL-14/1C	N	R1	N	N	E-1	E+1	V-	E+2	E-2	N	N	R2	N	V+	0	MC1558NL	
DIL-8/1C	R1	E-1	E+1	V-	E+2	E-2	R2	V+	0	MC1558NU	
T05-8/1M	R1	E-1	E+1	V-	E+2	E-2	R2	V+	0	MC1558SG	
DIL-14/1C	N	R1	N	N	E-1	E+1	V-	E+2	E-2	N	N	R2	N	V+	0	MC1558SL	
DIL-8/1C	R1	E-1	E+1	V-	E+2	E-2	R2	V+	0	MC1558SU	
T05-8/1M	R1	E-1	E+1	V-	E+2	E-2	R2	V+	TBC1458	MC1558G	0	MC1558T	
DIL-8/1C	R1	E-1	E+1	V-	E+2	E-2	R2	V+	LM1558J	MC1558U	0	MC1558U
DIL-8/1P	R1	E-1	E+1	V-	E+2	E-2	R2	V+	LM1558J	MC1558U	0	MC1558V
FLP-10/3C	N	F	E-	E+	V-	ϕ	R	V+	F*	N	SNS2709AFA	UA709AFM	0	MC1709AF	
T05-8/1M	F	E-	E+	V-	ϕ	R	V+	F*	UA709AHM	0	MC1709AG	
DIL-14/1C	N	N	F	E-	E+	V-	N	N	ϕ	R	V+	F*	N	N	.	.	LM709AJ	UA709ADM	0	MC1709AL	
FLP-10/3C	N	F	E-	E+	V-	ϕ	R	V+	F*	N	SNS2709AFA	UA709FM	0	MC1709CF	
T05-8/1M	F	E-	E+	V-	ϕ	R	V+	F*	TAA521	UA709HC	0	MC1709CG	
DIL-14/1C	N	N	F	E-	E+	V-	N	N	ϕ	R	V+	F*	N	N	.	.	TAA521A	UA709DC	0	MC1709CL	
DIL-14/1P	N	N	F	E-	E+	V-	N	N	ϕ	R	V+	F*	N	N	.	.	TAA521A	UA709DC	0	MC1709CP	
DIL-8/1C	F	E-	E+	V-	ϕ	R	V+	F*	LM709CN8	UA709TC	0	MC1709CP1	
DIL-14/1P	N	N	F	E-	E+	V-	N	N	ϕ	R	V+	F*	N	N	.	.	TAA521A	UA709DC	0	MC1709CP2	
DIL-8/1C	F	E-	E+	V-	ϕ	R	V+	F*	LM709CN8	UA709TC	0	MC1709CU	
FLP-10/3C	N	F	E-	E+	V-	ϕ	R	V+	F*	N	UA709FM	0	MC1709F	
T05-8/1M	F	E-	E+	V-	ϕ	R	V+	F*	TAA522	UA709HM	0	MC1709G	
DIL-14/1C	N	N	F	E-	E+	V-	N	N	ϕ	R	V+	F*	N	N	.	.	LM709J	UA709DM	0	MC1709L	
DIL-8/1C	F	E-	E+	V-	ϕ	R	V+	F*	SNS2709AJ	0	MC1709U		
FLP-10/3C	G	E+	E-	V-	ϕ	R	V+	N	N	SFC2710PM	UA710FM	0	MC1710CF	
T05-8/1M	G	E+	E-	V-	N	N	R	V+	SFC2710C	UA710HC	0	MC1710CG	
DIL-14/1C	N	G	E+	E-	N	V-	N	N	R	N	V+	N	N	N	.	.	SFC2710EC	UA710DC	0	MC1710CL	
DIL-14/1P	N	G	E+	E-	N	V-	N	N	R	N	V+	N	N	N	.	.	SFC2710EC	UA710DC	0	MC1710CP	
FLP-10/3C	G	E+	E-	N	V-	N	V+	N	N	SFC2710PM	UA710FM	0	MC1710F	
T05-8/1M	G	E+	E-	N	N	R	V+	SFC2710M	UA710HM	0	MC1710G	
DIL-14/1C	N	G	E+	E-	N	V-	N	N	R	N	V+	N	N	N	.	.	SFC2710KM	UA710DM	0	MC1710L	
FLP-10/1C	E-1	E+1	V-	E+2	E-2	S2	R	V+	G	S1	SFC2711PM	UA711FM	0	MC1711CF	
T05-10/1M	G	S1	E-1	E+1	V-	E+2	E-2	S2	R	V+	SFC2711C	UA711HC	0	MC1711CG	
DIL-14/1C	N	E-1	E+1	V-	E+2	E-2	N	N	S2	R	V+	G	S1	N	.	.	SFC2711EC	UA711DC	0	MC1711CL	
DIL-14/1P	N	E-1	E+1	V-	E+2	E-2	N	N	S2	R	V+	G	S1	N	.	.	SFC2711EC	UA711DC	0	MC1711CP	
FLP-10/1C	E-1	E+1	V-	E+2	E-2	S2	R	V+	G	S1	UA711FM	0	MC1711F	
T05-10/1M	G	S1	E-1	E+1	V-	E+2	E-2	S2	R	V+	SFC2711M	UA711HM	0	MC1711G	

TYPE NUMBER	MFR	APP	COMP	GBP MIN	SLEW RATE MIN	V _{S+} MAX	V _{S-} MAX	T _{OP} MAX	A _{VOL} MIN	V _{IO} MAX	I _B MAX	I _{IO} MAX	P _{ROT} MAX	I _{OUT} MIN	V _{OUT} MIN	V _{ICM} MAX	V _{IDF} MAX	dV _{IO} /dT MAX	P _O MAX	I _O MAX	CM RR MIN	PS RR MIN	R _{IN} MIN
MC1711L	MTU	DCP	EXT	.	.	+14V	-7V	125C	58dB	3.5MV	75uA	10uA	625MWF	5MA	2.5V	7V	5V	20uV/C	200MW
MC1712CF	MTU	GPU	EXT	3MHZ	.	+13V	-8V	75C	66dB	5MV	7.5uA	2uA	500MWF	3MA	5V	1.5V	5V	20uV/C	120MW	7MA	70dB	70dB	10K
MC1712CG	MTU	GPU	EXT	3MHZ	.	+13V	-8V	75C	66dB	5MV	7.5uA	2uA	680MWF	3MA	5V	1.5V	5V	20uV/C	120MW	7MA	70dB	70dB	10K
MC1712CL	MTU	GPU	EXT	3MHZ	.	+13V	-8V	75C	66dB	5MV	7.5uA	2uA	625MWF	3MA	5V	1.5V	5V	20uV/C	120MW	7MA	70dB	70dB	10K
MC1712CP	MTU	GPU	EXT	3MHZ	.	+13V	-8V	75C	66dB	5MV	7.5uA	2uA	400MWF	3MA	5V	1.5V	5V	20uV/C	120MW	7MA	70dB	70dB	10K
MC1712F	MTU	GPU	EXT	3MHZ	.	+13V	-8V	125C	68dB	2MV	5uA	0.5uA	500MWF	3MA	5V	1.5V	5V	10uV/C	120MW	7MA	80dB	74dB	16K
MC1712G	MTU	GPU	EXT	3MHZ	.	+13V	-8V	125C	68dB	2MV	5uA	0.5uA	680MWF	3MA	5V	1.5V	5V	10uV/C	120MW	7MA	80dB	74dB	16K
MC1712L	MTU	GPU	EXT	3MHZ	.	+13V	-8V	125C	68dB	2MV	5uA	0.5uA	625MWF	3MA	5V	1.5V	5V	10uV/C	120MW	7MA	80dB	74dB	16K
MC1733CG	MTU	BDO	INT	40MHZ	.	+8V	-8V	70C	40dB	6MV	30uA	5uA	500MWF	2MA	2V	6V	5V	.	.	24MA	60dB	50dB	2K
MC1733CL	MTU	BDO	INT	40MHZ	.	+8V	-8V	70C	40dB	6MV	30uA	5uA	500MWF	2MA	2V	6V	5V	.	.	24MA	60dB	50dB	2K
MC1733CP	MTU	BDO	INT	40MHZ	.	+8V	-8V	70C	40dB	6MV	30uA	5uA	500MWF	2MA	2V	6V	5V	.	.	24MA	60dB	50dB	2K
MC1733G	MTU	BDO	INT	40MHZ	.	+8V	-8V	125C	50dB	5MV	20uA	3uA	500MWF	2MA	2V	6V	5V	.	.	24MA	60dB	50dB	2K
MC1733L	MTU	BDO	INT	40MHZ	.	+8V	-8V	125C	50dB	5MV	20uA	3uA	500MWF	2MA	2V	6V	5V	.	.	24MA	60dB	50dB	2K
MC1741CF	MTU	GPK	INT	.	0.2V/uS	+18V	-18V	70C	86dB	6MV	500NA	200NA	500MWF	5MA	12V	15V	30V	.	85MW	3MA	70dB	76dB	300K
MC1741CG	MTU	GPK	INT	.	0.2V/uS	+18V	-18V	70C	86dB	6MV	500NA	200NA	680MWF	5MA	12V	15V	30V	.	85MW	3MA	70dB	76dB	300K
MC1741CL	MTU	GPK	INT	.	0.2V/uS	+18V	-18V	70C	86dB	6MV	500NA	200NA	750MWF	5MA	12V	15V	30V	.	85MW	3MA	70dB	76dB	300K
MC1741CP1	MTU	GPK	INT	.	0.2V/uS	+18V	-18V	70C	86dB	6MV	500NA	200NA	625MWF	5MA	12V	15V	30V	.	85MW	3MA	70dB	76dB	300K
MC1741CP2	MTU	GPK	INT	.	0.2V/uS	+18V	-18V	70C	86dB	6MV	500NA	200NA	625MWF	5MA	12V	15V	30V	.	85MW	3MA	70dB	76dB	300K
MC1741CU	MTU	GPK	INT	.	0.2V/uS	+18V	-18V	70C	86dB	6MV	500NA	200NA	750MWF	5MA	12V	15V	30V	.	85MW	3MA	70dB	76dB	300K
MC1741F	MTU	GPK	INT	.	0.3V/uS	+22V	-22V	125C	94dB	5MV	500NA	200NA	500MWF	5MA	12V	15V	30V	.	75MW	3MA	70dB	76dB	300K
MC1741G	MTU	GPK	INT	.	0.3V/uS	+22V	-22V	125C	94dB	5MV	500NA	200NA	680MWF	5MA	12V	15V	30V	.	75MW	3MA	70dB	76dB	300K
MC1741L	MTU	GPK	INT	.	0.3V/uS	+22V	-22V	125C	94dB	5MV	500NA	200NA	750MWF	5MA	12V	15V	30V	.	75MW	3MA	70dB	76dB	300K
MC1741NCF	MTU	GPK	INT	.	3V/uS	+18V	-18V	70C	86dB	6MV	500NA	200NA	500MWF	5MA	12V	15V	30V	.	85MW	3MA	70dB	76dB	300K
MC1741NCG	MTU	LNA	INT	.	0.2V/uS	+18V	-18V	70C	86dB	6MV	500NA	200NA	680MWF	5MA	12V	15V	30V	.	85MW	3MA	70dB	76dB	300K
MC1741NCL	MTU	LNA	INT	.	0.2V/uS	+18V	-18V	70C	86dB	6MV	500NA	200NA	750MWF	5MA	12V	15V	30V	.	85MW	3MA	70dB	76dB	300K
MC1741NCP	MTU	LNA	INT	.	0.2V/uS	+18V	-18V	70C	86dB	6MV	500NA	200NA	625MWF	5MA	12V	15V	30V	.	85MW	3MA	70dB	76dB	300K
MC1741NCP1	MTU	LNA	INT	.	0.2V/uS	+18V	-18V	70C	86dB	6MV	500NA	200NA	625MWF	5MA	12V	15V	30V	.	85MW	3MA	70dB	76dB	300K
MC1741NCP2	MTU	LNA	INT	.	0.2V/uS	+18V	-18V	70C	86dB	6MV	500NA	200NA	750MWF	5MA	12V	15V	30V	.	85MW	3MA	70dB	76dB	300K
MC1741NF	MTU	LNA	INT	.	0.3V/uS	+22V	-22V	125C	94dB	5MV	500NA	200NA	500MWF	5MA	12V	15V	30V	.	75MW	3MA	70dB	76dB	300K
MC1741NG	MTU	LNA	INT	.	0.3V/uS	+22V	-22V	125C	94dB	5MV	500NA	200NA	680MWF	5MA	12V	15V	30V	.	75MW	3MA	70dB	76dB	300K
MC1741NL	MTU	LNA	INT	.	0.3V/uS	+22V	-22V	125C	94dB	5MV	500NA	200NA	750MWF	5MA	12V	15V	30V	.	75MW	3MA	70dB	76dB	300K
MC1741NU	MTU	LNA	INT	.	0.3V/uS	+22V	-22V	125C	94dB	5MV	500NA	200NA	625MWF	5MA	12V	15V	30V	.	75MW	3MA	70dB	76dB	300K
MC1741SCG	MTU	HSR	INT	.	3V/uS	+18V	-18V	70C	86dB	6MV	500NA	200NA	680MWF	5MA	12V	15V	30V	.	85MW	3MA	70dB	76dB	300K
MC1741SCL	MTU	HSR	INT	.	3V/uS	+18V	-18V	70C	86dB	6MV	500NA	200NA	750MWF	5MA	12V	15V	30V	.	85MW	3MA	70dB	76dB	300K
MC1741SCP	MTU	HSR	INT	.	3V/uS	+18V	-18V	70C	86dB	6MV	500NA	200NA	625MWF	5MA	12V	15V	30V	.	85MW	3MA	70dB	76dB	300K
MC1741SCP1	MTU	HSR	INT	.	3V/uS	+18V	-18V	70C	86dB	6MV	500NA	200NA	625MWF	5MA	12V	15V	30V	.	85MW	3MA	70dB	76dB	300K
MC1741SCU	MTU	HSR	INT	.	3V/uS	+18V	-18V	70C	86dB	6MV	500NA	200NA	750MWF	5MA	12V	15V	30V	.	85MW	3MA	70dB	76dB	300K
MC1741SG	MTU	HSR	INT	.	3V/uS	+22V	-22V	125C	94dB	5MV	500NA	200NA	680MWF	5MA	12V	15V	30V	.	75MW	3MA	70dB	76dB	300K
MC1741SL	MTU	HSR	INT	.	3V/uS	+22V	-22V	125C	94dB	5MV	500NA	200NA	750MWF	5MA	12V	15V	30V	.	75MW	3MA	70dB	76dB	300K
MC1741SU	MTU	HSR	INT	.	3V/uS	+22V	-22V	125C	94dB	5MV	500NA	200NA	625MWF	5MA	12V	15V	30V	.	75MW	3MA	70dB	76dB	300K
MC1741U	MTU	GPK	INT	.	0.3V/uS	+22V	-22V	125C	94dB	5MV	500NA	200NA	625MWF	5MA	12V	15V	30V	.	75MW	3MA	70dB	76dB	300K
MC1747CF	MTU	DGK	INT	.	0.2V/uS	+18V	-18V	75C	88dB	6MV	500NA	200NA	750MWF	5MA	12V	15V	30V	.	85MW	3MA	70dB	76dB	300K
MC1747CG	MTU	DGU	INT	.	0.2V/uS	+18V	-18V	75C	88dB	6MV	500NA	200NA	500MWF	5MA	12V	15V	30V	.	85MW	3MA	70dB	76dB	300K
MC1747CL	MTU	DGU	INT	.	0.2V/uS	+18V	-18V	75C	88dB	6MV	500NA	200NA	670MWF	5MA	12V	15V	30V	.	85MW	3MA	70dB	76dB	300K
MC1747CP	MTU	DGU	INT	.	0.2V/uS	+18V	-18V	75C	88dB	6MV	500NA	200NA	670MWF	5MA	12V	15V	30V	.	85MW	3MA	70dB	76dB	300K
MC1747F	MTU	DGK	INT	.	0.2V/uS	+22V	-22V	125C	94dB	5MV	500NA	200NA	750MWF	5MA	12V	15V	30V	.	85MW	3MA	70dB	76dB	300K
MC1747G	MTU	DGK	INT	.	0.2V/uS	+22V	-22V	125C	94dB	5MV	500NA	200NA	500MWF	5MA	12V	15V	30V	.	85MW	3MA	70dB	76dB	300K
MC1747L	MTU	DGK	INT	.	0.2V/uS	+22V	-22V	125C	94dB	5MV	500NA	200NA	670MWF	5MA	12V	15V	30V	.	85MW	3MA	70dB	76dB	300K
MC1748CG	MTU	GPU	EXT	.	.25V/uS	+22V	-22V	75C	94dB	5MV	500NA	200NA	680MWF	5MA	12V	15V	30V	.	85MW	3MA	70dB	76dB	300K
MC1748CP1	MTU	GPU	EXT	.	.25V/uS	+18V	-18V	75C	86dB	6MV	500NA	200NA	300MWF	5MA	12V	15V	30V	.	85MW	3MA	70dB	76dB	300K
MC1748CU	MTU	GPU	EXT	.	.25V/uS	+18V	-18V	75C	86dB	6MV	500NA	200NA	300MWF	5MA	12V	15V	30V	.	85MW	3MA	70dB	76dB	300K
MC1748G	MTU	GPU	EXT	.	.25V/uS	+18V	-18V	125C	86dB	6MV	500NA	200NA	310MWF	5MA	12V	15V	30V	.	85MW	3MA	70dB	76dB	300K
MC1776CG	MTU	PRA	INT	.	0.3V/uS	+18V	-18V	70C	94dB	6MV	50NA	25NA	680MWF	2MA	10V	15V	30V	.	6MW	.2UA	70dB	74dB	2M
MC1776G	MTU	PRA	INT	.	0.3V/uS	+18V	-18V	125C	100dB	5MV	50NA	15NA	680MWF	2MA	10V	15V	30V	.	6MW	.2UA	70dB	76dB	2M
MC1776L	MTU	PRA	INT	.	0.3V/uS	+18V	-18V	125C	100dB	5MV	50NA	15NA	670MWF	2MA	10V	15V	30V	.	6MW	.2UA	70dB	76dB	2M
MC3301P	MTU	QCD	INT	1MSHZ	0.2V/uS	+28V	-85C	85C	60dB	.	300NA	.	625MWF	6MA	13V	10MA	.	50dB	.
MC3302A	MUG	QCP	EXT	.	20V/uS	+14V	-14V	85C	66dB	20MV	500NA	100NA	900MWF	2MA	.	9V	28V	.	.	2MA	.	.	.
MC3302L	MUG	QCP	EXT	.	20V/uS	+14V	-14V	85C	66dB	20MV	500NA	100NA	900MWF	2MA	.	9V	28V	.	.	2MA	.	.	.
MC3302N(14)	MUG	QCP	EXT	.	20V/uS	+14V	-14V	85C	66dB	20MV	500NA	100NA	900MWF	2MA	.	9V	28V	.	.	2MA	.	.	.

For detailed explanations of column heading notations, see App. A.

Also for ready references the more important abbreviations used in the column headings are listed below:

LEFT HAND PAGE

- APP = application (codes at APP.E.)
- CMRR = common mode rejection ratio
- CMP = compensation (frequency)
- dV_{io}/dT = input offset voltage temperature drift
- GBP = gain bandwidth product
- I_B = input bias current
- I_{io} = input bias offset current
- I_Q = quiescent supply current
- MFR = manufacturer (codes at App.C.)
- P_Q = quiescent power consumer
- PSRR = power supply rejection ratio
- V_{CM} = common mode input voltage rating
- V_{IDF} = differential input voltage rating
- V_{io} = input offset voltage
- V_S = dc supply voltage

RIGHT HAND PAGE

Lead out coding summary (details at APP.G.) for different cases (APP.F.)

- A = gain adjust
- B = bias adjust
- C = case
- E- = inverting input
- E+ = non-inverting input
- F,F* = input frequency compensation
- G = ground
- J = high level input
- K = output, open collector
- L = output, open emitter
- M = metal case
- N = not connected
- Q = special terminal
- R,R* = outputs
- S = strobe
- T,T* = offset balance
- V+ = +ve dc supply
- V- = -ve dc supply
- W = guard ring
- X = blank position, no lead
- ++ = +ve supplementary dc supply
- = -ve supplementary dc supply
- ϕ,ϕ^* = output frequency compensation

CASE (APP.F.)	LD 1	LD 2	LD 3	LD 4	LD 5	LD 6	LD 7	LD 8	LD 9	LD 10	LD 11	LD 12	LD 13	LD 14	LD 15	LD 16	EUROPE SUBSTI-TUTE	USA SUBSTI-TUTE	I S	TYPE NUMBER	
DIL-14/1C	N	E-1	E+1	V-	E+2	E-2	N	S2	R	V+	G	S1	N	.	.	.	SFC2711KM	UA711DM	0	MC1711L	
FLP-10/3C	N	G	E-	E+	V-	F	ϕ	R	N	V+	SNS2702FA	UA702FM	0	MC1712CF	
T05-8/1M	G	E-	E+	V-M	F	ϕ	R	V+	SN72702L	UA702HC	0	MC1712CG	
DIL-14/1C	N	N	G	E-	E+	V-	N	N	F	ϕ	R	N	V+	N	.	.	SN72702J	UA702DC	0	MC1712CL	
DIL-14/1P	N	N	G	E-	E+	V-	N	N	F	ϕ	R	N	V+	N	.	.	SN72702J	UA702DC	0	MC1712CP	
FLP-10/3C	N	G	E-	E+	V-	F	ϕ	R	N	V+	SNS2702FA	UA702FM	0	MC1712F	
T05-8/1M	G	E-	E+	V-M	F	ϕ	R	V+	SNS2702AL	UA702HM	0	MC1712G	
DIL-14/1C	N	N	G	E-	E+	V-	N	N	F	ϕ	R	N	V+	N	.	.	SNS2702J	UA702DM	0	MC1712L	
T05-10/1M	E-	E+	A2	A*2	V-	R	R*	V+	A1	A*1	SN72733L	UA733HC	0	MC1733CG	
DIL-14/1C	E+	N	A2	A*2	V-	N	R	R*	N	V+	A1	A*1	N	E-	.	.	SN72733J	UA733DC	0	MC1733CL	
DIL-14/1P	E+	N	A2	A*2	V-	N	R	R*	N	V+	A1	A*1	N	E-	.	.	SN72733J	UA733DC	0	MC1733CP	
T05-10/1M	E-	E+	A2	A*2	V-	R	R*	V+	A1	A*1	SNS2733L	UA733HM	0	MC1733G	
DIL-14/1C	E+	N	A2	A*2	V-	N	R	R*	N	V+	A1	A*1	N	E-	.	.	SNS2733J	UA733DM	0	MC1733L	
FLP-10/3C	N	T	E-	E+	V-	T*	R	V+	N	LM741F	UA741FM	0	MC1741CF	
T05-8/1M	T	E-	E+	V-M	T*	R	V+	N	TBA221	UA741HC	0	MC1741CG	
DIL-14/1C	N	N	T	E-	E+	V-	N	N	T*	R	V+	N	N	N	.	.	TBA221A	UA741DC	0	MC1741CL	
DIL-8/1P	T	E-	E+	V-	T*	V+	N	N	TBA221B	UA741TC	0	MC1741CP1	
DIL-14/1P	N	N	T	E-	E+	V-	N	N	T*	R	V+	N	N	N	.	.	TBA221A	UA741DC	0	MC1741CP2	
DIL-8/1C	T	E-	E+	V-	T*	V+	N	N	TBA221B	UA741TC	0	MC1741CU	
FLP-10/3C	N	T	E-	E+	V-	T*	R	V+	N	LM741F	UA741FM	0	MC1741F	
T05-8/1M	T	E-	E+	V-M	T*	R	V+	N	TBA222	UA741HM	0	MC1741G	
DIL-14/1C	N	N	T	E-	E+	V-	N	N	T*	R	V+	N	N	N	.	.	LM741D	UA741DM	0	MC1741L	
FLP-10/3C	N	T	E-	E+	V-	T*	R	V+	N	N	741LNFB	0	MC1741NCF	
T05-8/1M	T	E-	E+	V-M	T*	R	V+	N	741CLNTY	0	MC1741MCG	
DIL-14/1C	N	N	T	E-	E+	V-	N	N	T*	R	V+	N	N	N	.	.	.	741LNDD	0	MC1741NCL	
DIL-14/1P	N	N	T	E-	E+	V-	N	N	T*	R	V+	N	N	N	.	.	.	741LNDD	0	MC1741NCP	
DIL-8/1P	T	E-	E+	V-	T*	V+	N	N	741CLNPA	0	MC1741NCP1	
DIL-8/1C	T	E-	E+	V-	T*	V+	N	N	741CLNPA	0	MC1741NCU	
FLP-10/3C	N	T	E-	E+	V-	T*	R	V+	N	N	741LNFB	0	MC1741NF	
T05-8/1M	T	E-	E+	V-M	T*	R	V+	N	741MLNTY	0	MC1741NG	
DIL-14/1C	N	N	T	E-	E+	V-	N	N	T*	R	V+	N	N	N	.	.	.	741LNDD	0	MC1741NL	
DIL-8/1C	T	E-	E+	V-	T*	V+	N	N	0	MC1741NU	
T05-8/1M	T	E-	E+	V-M	T*	R	V+	N	741CHS	0	MC1741SCG	
DIL-14/1C	N	N	T	E-	E+	V-	N	N	T*	R	V+	N	N	N	.	.	.	741MHSDD	0	MC1741SCL	
DIL-14/1P	N	N	T	E-	E+	V-	N	N	T*	R	V+	N	N	N	.	.	.	741MHSDD	0	MC1741SCP	
DIL-8/1P	T	E-	E+	V-	T*	V+	N	N	741CHSPA	0	MC1741SCP1	
DIL-8/1C	T	E-	E+	V-	T*	V+	N	N	741CHSPA	0	MC1741SCU	
T05-8/1M	T	E-	E+	V-M	T*	R	V+	N	741MHSY	0	MC1741SG	
DIL-14/1C	N	N	T	E-	E+	V-	N	N	T*	R	V+	N	N	N	.	.	.	741MHSDD	0	MC1741SL	
DIL-8/1C	T	E-	E+	V-	T*	V+	N	N	0	MC1741SU	
DIL-8/1C	T	E-	E+	V-	T*	V+	N	N	0	MC1741U	
FLP-14/3C	E-1	E+1	T1	V-	T2	E+2	E-2	T*2	V+2	R2	N	R1	V+1	T*1	.	.	.	LM747CF	0	MC1747CF	
T05-10/1M	R1	V+1	E-1	E+1	V-	E+2	E-2	V+2	R2	N	TBBO747	UA747HC	0	MC1747CG
DIL-14/1C	E-1	E+1	T1	V-	T2	E+2	E-2	T*2	V+2	R2	N	R1	V+1	T*1	.	.	.	TBBO747A	UA747DC	0	MC1747CL
DIL-14/1P	E-1	E+1	T1	V-	T2	E+2	E-2	T*2	V+2	R2	N	R1	V+1	T*1	.	.	.	TBBO747A	UA747DC	0	MC1747CP
FLP-14/3C	E-1	E+1	T1	V-	T2	E+2	E-2	T*2	V+2	R2	N	R1	V+1	T*1	.	.	.	LM747F	0	MC1747F	
T05-10/1M	R1	V+1	E-1	E+1	V-	E+2	E-2	V+2	R2	N	SFC2747M	UA747HM	0	MC1747G
DIL-14/1C	E-1	E+1	T1	V-	T2	E+2	E-2	T*2	V+2	R2	N	R1	V+1	T*1	.	.	.	SFC2747KM	UA747DM	0	MC1747L
T05-8/1M	FT	E-	E+	V-M	T*	R	V+	F*	TBBO748	UA748HC	0	MC1748CG
DIL-8/1P	FT	E-	E+	V-	T*	R	V+	F*	TBBO748B	UA748TC	0	MC1748CP1
DIL-8/1C	FT	E-	E+	V-	T*	R	V+	F*	TBBO748B	UA748TC	0	MC1748CU
T05-8/1M	FT	E-	E+	V-M	T*	R	V+	F*	TBC0748	UA748HM	0	MC1748G
DIL-8/1C	FT	E-	E+	V-	T*	R	V+	F*	SN52748JP	LM748J	0	MC1748U
T05-8/1M	T	E-	E+	V-	T*	R	V+	B	UA776HC	0	MC1776CG	
T05-8/1M	T	E-	E+	V-	T*	R	V+	B	UA776HM	0	MC1776G	
DIL-14/1C	N	N	T	E-	E+	V-	N	N	T*	R	V+	B	N	N	.	.	.	UA776DM	0	MC1776L	
DIL-14/1P	E+1	E+2	E-2	R2	R1	E-1	G	E-3	R3	R4	E-4	E+4	E+3	V+	.	.	.	UA3301P	LM3301N	0	MC3301P
DIL-14/1P	R2	R1	V+	E-1	E+1	E-2	E+2	E+3	E-3	E-4	E+4	G	R4	R3	.	.	.	MC3302L	LM3302J	0	MC3302A
DIL-14/1C	R2	R1	V+	E-1	E+1	E-2	E+2	E+3	E-3	E-4	E+4	G	R4	R3	.	.	.	MC3302L	LM3302J	0	MC3302L
DIL-14/1P	R2	R1	V+	E-1	E+1	E-2	E+2	E+3	E-3	E-4	E+4	G	R4	R3	.	.	.	MC3302L	LM3302J	0	MC3302N(14)

TYPE NUMBER	MFR	APP	COMP	GBP MIN	SLEW RATE MIN	Vs+ MAX	Vs- MAX	T _{OP} MAX	A _{VOL}	V _{IO} MAX	I _B MAX	I _{IO} MAX	P _{TOT} MAX	I _{OUT} MIN	V _{OUT} MIN	V _{ICM} MAX	V _{IDF} MAX	dV _{IO} /dT MAX	P _O MAX	I _O MAX	CM RR MIN	PS RR MIN	R _{IN} MIN
MC3302P	MTU	QCP	EXT		20V/uS	+14V	-14V	85C	66dB	20MV	500NA	100NA	900MWF	2MA		9V	28V			2MA			
MC3303L	MTU	QGK	INT	.3MHZ	0.2V/uS	+18V	-18V	85C	86dB	8MV	500NA	75NA	670MWF	10MA	12V	18V	30V	30uV/C		7MA	70dB	76dB	300K
MC3303P	MTU	QGK	INT	.3MHZ	0.2V/uS	+18V	-18V	85C	86dB	8MV	500NA	75NA	670MWF	10MA	12V	18V	30V	30uV/C		7MA	70dB	76dB	300K
MC3401L	MTU	QCD	INT	1MSHZ	0.2V/uS	+18V		75C	60dB		300NA		625MWF	6MA	13V					10MA		50dB	
MC3401P	MTU	QCD	INT	1MSHZ	0.2V/uS	+18V		75C	60dB		300NA		625MWF	6MA	13V					10MA		50dB	
MC3403L	MTU	QGK	INT	.3MHZ	0.2V/uS	+18V	-18V	70C	94dB	10MV	500NA	50NA	750MWF	5MA	12V	15V	30V	50uV/C		7MA	70dB	76dB	300K
MC3403P	MTU	QGK	INT	.3MHZ	0.2V/uS	+18V	-18V	70C	94dB	10MV	500NA	50NA	625MWF	5MA	12V	15V	30V	50uV/C		7MA	70dB	76dB	300K
MC3430L	MTU	QCP	EXT			+7V	-7V	70C	54dB	10MV	20uA	5uA	1WF			5V	6V						
MC3430P	MTU	QCP	EXT			+7V	-7V	70C	54dB	10MV	20uA	5uA	1WF			5V	6V						
MC3431L	MTU	QCP	EXT			+7V	-7V	70C	54dB	10MV	20uA	5uA	1WF			5V	6V						
MC3431P	MTU	QCP	EXT			+7V	-7V	70C	54dB	10MV	20uA	5uA	1WF			5V	6V						
MC3432L	MTU	QCP	EXT			+7V	-7V	70C	54dB	10MV	20uA	5uA	1WF			5V	6V						
MC3432P	MTU	QCP	EXT			+7V	-7V	70C	54dB	10MV	20uA	5uA	1WF			5V	6V						
MC3433L	MTU	QCP	EXT			+7V	-7V	70C	54dB	10MV	20uA	5uA	1WF			5V	6V						
MC3433P	MTU	QCP	EXT			+7V	-7V	70C	54dB	10MV	20uA	5uA	1WF			5V	6V						
MC3476G	MTU	PRA	INT		0.3V/uS	+18V	-18V	70C	94dB	6MV	50NA	25NA	680MWF	1MA	12V	18V	30V		6MW	2MA	70dB	74dB	2M
MC3476P1	MTU	PRA	INT		0.3V/uS	+18V	-18V	70C	94dB	6MV	50NA	25NA	625MWF	1MA	12V	18V	30V		6MW	2MA	70dB	74dB	2M
MC3503L	MTU	QGK	INT	.3MHZ	0.2V/uS	+18V	-18V	125C	88dB	5MV	500NA	50NA	750MWF	5MA	12V	15V	30V	40uV/C		4MA	70dB	76dB	300K
MC3503P	MTU	QGK	INT	.3MHZ	0.2V/uS	+18V	-18V	125C	88dB	5MV	500NA	50NA	625MWF	5MA	12V	15V	30V	40uV/C		4MA	70dB	86dB	300K
MC4558CG	MTU	DWB	INT	1MHZ	0.5V/uS	+18V	-18V	70C	86dB	6MV	500NA	200NA	500MWF	5MA	12V	15V	30V		170MW		70dB	76dB	300K
MC4558CP2	MTU	DWB	INT	1MHZ	0.5V/uS	+18V	-18V	70C	86dB	6MV	500NA	200NA	500MWF	5MA	12V	15V	30V		170MW		70dB	76dB	300K
MC4558CU	MTU	DWB	INT	1MHZ	0.5V/uS	+18V	-18V	70C	86dB	6MV	500NA	200NA	500MWF	5MA	12V	15V	30V		170MW		70dB	76dB	300K
MC4558G	MTU	DWB	INT	1MHZ	0.5V/uS	+22V	-22V	125C	94dB	5MV	500NA	200NA	500MWF	5MA	12V	15V	30V		170MW		70dB	76dB	300K
MC4558L	MTU	DWB	INT	1MHZ	0.5V/uS	+22V	-22V	125C	94dB	5MV	500NA	200NA	500MWF	5MA	12V	15V	30V		170MW		70dB	76dB	300K
MC4558U	MTU	DWB	INT	1MHZ	0.5V/uS	+22V	-22V	125C	86dB	5MV	500NA	200NA	500MWF	5MA	12V	15V	30V		170MW		70dB	76dB	300K
MC4741CL	MTU	QGK	INT	.3MHZ	0.2V/uS	+18V	-18V	70C	86dB	6MV	500NA	200NA	900MWF	5MA	12V	18V	36V	50uV/C		3MA	70dB	76dB	800K
MC4741CP	MTU	QGK	INT	.3MHZ	0.2V/uS	+18V	-18V	70C	86dB	6MV	500NA	200NA	900MWF	5MA	12V	18V	36V	50uV/C		3MA	70dB	76dB	800K
MC4741L	MTU	QGK	INT	.3MHZ	0.2V/uS	+22V	-22V	125C	94dB	5MV	500NA	200NA	900MWF	5MA	12V	22V	44V	50uV/C		3MA	70dB	76dB	800K
MC4741P	MTU	QGK	INT	.3MHZ	0.2V/uS	+22V	-22V	125C	94dB	5MV	500NA	200NA	900MWF	5MA	12V	22V	44V	50uV/C		3MA	70dB	76dB	800K
MCBC1709	MTU	GPU	EXT	.3MHZ	.15V/uS	+18V	-18V	125C	88dB	5MV	500NA	200NA		5MA	12V	10V	5V	15uV/C	165MW		70dB	76dB	150K
MCBC1710	MTU	CPR	EXT			+14V	-7V	125C	62dB	2MV	20uA	3uA		5MA	1V	7V	5V	10uV/C	150MW	9MA	80dB		
MCBC1741	MTU	GPK	INT		0.3V/uS	+22V	-22V	125C	94dB	5MV	500NA	200NA		5MA	12V	15V	30V		75MW	3MA	70dB	76dB	300K
MCBC1748	MTU	GPU	EXT		.25V/uS	+22V	-22V	125C	94dB	5MV	500NA	200NA		5MA	12V	15V	30V		85MW	3MA	70dB	76dB	300K
MCC1410	MTU	BDO	INT	.4GHZ		+8V	-8V	75C	36dB	33MV	100uA	30uA			2V	6V	5V	10uV/C	220MW		20dB		3K
MCC1414	MTU	DCP	EXT			+14V	-7V	75C	60dB	5MV	25uA	5uA		5MA	1V	7V	5V	25uV/C	150MW	9MA	70dB		
MCC1420	MTU	BDO	EXT	.3MHZ	2V/uS	+8V	-8V	75C	64dB	15MV	4uA	0.2uA			6V	0.5V	8V	10uV/C	240MW		60dB		300K
MCC1430	MTU	GPU	EXT		0.3V/uS	+8V	-8V	75C	69dB	10MV	15uA	4uA		4MA	4V	2V	5V		150MW		65dB		5K
MCC1433	MTU	GPU	EXT		0.2V/uS	+18V	-18V	75C	90dB	7.5MV	2uA	0.5uA		5MA	12V	8V	10V	30uV/C	170MW		80dB	76dB	300K
MCC1435	MTU	DGU	EXT		0.2V/uS	+9V	-9V	75C	71dB	5MV	5uA	0.5uA		5MA	5V	9V	5V	15uV/C	180MW		60dB	70dB	10K
MCC1436	MTU	HVO	INT	.3MHZ	0.5V/uS	+34V	-34V	75C	97dB	10MV	40NA	10NA		1MA	20V	34V	68V		280MW	5MA	70dB	74dB	3M
MCC1437	MTU	DGU	EXT		0.1V/uS	+18V	-18V	75C	84dB	7.5MV	1.5uA	0.5uA		5MA	12V	18V	5V	10uV/C	225MW		65dB	74dB	50K
MCC1439	MTU	GPU	EXT		0.5V/uS	+18V	-18V	75C	84dB	7.5MV	1uA	.15uA		10MA	10V	18V	36V	15uV/C		7MA	80dB	74dB	50K
MCC1456	MTU	SBA	INT	.5MHZ	1V/uS	+18V	-18V	75C	96dB	10MV	30NA	10NA		5MA	11V	18V	18V	40uV/C	90MW	3MA	70dB	74dB	1M
MCC1458	MTU	DGK	INT	.5MHZ	0.3V/uS	+18V	-18V	75C	86dB	6MV	0.5uA	0.2uA		5MA	12V	15V	30V	50uV/C	170MW	6MA	70dB	76dB	300K
MCC1458S	MTU	DHS	INT	.5MHZ	3V/uS	+18V	-18V	75C	86dB	6MV	0.5uA	0.2uA		5MA	12V	15V	30V	50uV/C	170MW	6MA	70dB	76dB	300K
MCC1510	MTU	BDO	INT	0.4HZ		+8V	-8V	125C	38dB	17MV	80uA	20uA			2V	6V	5V	10uV/C	220MW		30dB		3K
MCC1514	MTU	DCP	EXT			+14V	-7V	125C	62dB	2MV	20uA	3uA		5MA	1V	7V	5V	15uV/C	150MW	9MA	80dB		
MCC1520	MTU	BDO	EXT	.3MHZ	2V/uS	+8V	-8V	125C	66dB	10MV	2uA	0.1uA			7V	0.5V	8V	10uV/C	240MW		75dB	66dB	500K
MCC1530	MTU	GPU	EXT		0.3V/uS	+9V	-9V	125C	73dB	5MV	10uA	2uA		5MA	4.5V	2V	5V	10uV/C	150MW		70dB	74dB	10K
MCC1533	MTU	GPU	EXT		0.2V/uS	+20V	-20V	125C	92dB	5MV	1uA	.15uA		6MA	12V	20V	10V	20uV/C	170MW		90dB	76dB	500K
MCC1535	MTU	DGU	EXT		0.2V/uS	+10V	-10V	125C	72dB	3MV	3uA	0.3uA		3MA	3V	10V	5V	15uV/C	150MW		70dB	70dB	10K
MCC1536	MTU	HVO	INT	.3MHZ	0.5V/uS	+40V	-40V	125C	100dB	5M	20NA	3NA		1MA	30V	40V	80V		224MW	4MA	80dB	80dB	3M
MCC1537	MTU	DGU	EXT		0.1V/uS	+18V	-18V	125C	88dB	5MV	0.5uA	0.2uA		5MA	12V	18V	5V	10uV/C	225MW		70dB	76dB	150K
MCC1539	MTU	GPU	EXT		0.4V/uS	+18V	-18V	125C	94dB	3MV	500NA	75NA		10MA	10V	18V	36V	10uV/C		5MA	80dB	76dB	150K
MCC1556	MTU	SBA	INT	.5MHZ	1V/uS	+22V	-22V	125C	100dB	4MV	15NA	2NA		6MA	12V	22V	22V	30uV/C	45MW	2MA	80dB	80dB	1.5M
MCC1558	MTU	DGK	INT	.5MHZ	0.3V/uS	+22V	-22V	125C	94dB	5MV	0.5uA	0.2uA		5MA	12V	15V	30V	50uV/C	150MW	5MA	70dB	76dB	300K
MCC1558S	MTU	DHS	INT	.5MHZ	3V/uS	+22V	-22V	125C	94dB	5MV	0.5uA	0.2uA		5MA	12V	15V	30V	50uV/C	150MW	5MA	70dB	76dB	300K
MCC1709	MTU	GPU	EXT	.3MHZ	.15V/uS	+18V	-18V	125C	88dB	5MV	500NA	200NA		5MA	12V	10V	5V	15uV/C	165MW		70dB	76dB	150K
MCC1709A	MTU	GPU	EXT	.3MHZ	.15V/uS	+18V	-18V	125C	88dB	2MV	200NA	50NA		5MA	12V	10V	5V	10uV/C	108MW	4MA	80dB	80dB	350K
MCC1709C	MTU	GPU	EXT	.3MHZ	.15V/uS	+18V	-18V	75C	82dB	7.5MV	1.5uA	0.5uA		5MA	12V	10V	5V		200MW		65dB	74dB	50K

For detailed explanations of column heading notations, see App. A.

Also for ready references the more important abbreviations used in the column headings are listed below:

LEFT HAND PAGE

APP = application

(codes at APP.E.)

CMRR = common mode temperature drift rejection ratio

CMP = compensation (frequency)

dV_{off}/dT = input offset voltage temperature drift

GBP = gain bandwidth product

I_B = input bias current

I_{IO} = input bias offset current

I_0 = quiescent supply current

MFR = manufacturer (codes at App.C.)

P_0 = quiescent power consumer

PSRR = power supply rejection ratio

V_{EWM} = common mode input voltage rating

V_{DIF} = differential input voltage rating

V_{IO} = input offset voltage

V_S = dc supply voltage

RIGHT HAND PAGE

Lead out coding summary (details at APP.G.) for different cases (APP.F.)

A = gain adjust

B = bias adjust

C = case

E- = inverting input

E+ = non-inverting input

F,F* = input frequency compensation

G = ground

J = high level input

K = output, open collector

L = output, open emitter

M = metal case

N = not connected

Q = special terminal

R,R* = outputs

S = strobe

T,T* = offset balance

V+ = +ve dc supply

V- = -ve dc supply

W = guard ring

X = blank position, no lead

+ + = +ve supplementary dc supply

- - = -ve supplementary dc supply

f, f^* = output frequency compensation

CASE (APP.F.)	LD 1	LD 2	LD 3	LD 4	LD 5	LD 6	LD 7	LD 8	LD 9	LD 10	LD 11	LD 12	LD 13	LD 14	LD 15	LD 16	EUROPE SUBSTITUTION	USA SUBSTITUTION	IS S	TYPE NUMBER		
DIL-14/1P	R2	R1	V+	E-1	E+1	E-2	E+2	E-3	E+3	E-4	E+4	G	R4	R3	.	.	.	RV3403ADC	LM3302J	D	MC3302P	
DIL-14/1C	R1	E-1	E+1	V+	E+2	E-2	R2	R3	E-3	E+3	G	E+4	E-4	R4	.	.	.	RV3403ADC	UA3303P	D	MC3303L	
DIL-14/1C	R1	E-1	E+1	V+	E+2	E-2	R2	R3	E-3	E+3	G	E+4	E-4	R4	.	.	.	RV3403ADC	UA3303P	D	MC3303P	
DIL-14/1C	E+1	E+2	E-2	R2	R1	E-1	G	E-3	R3	R4	E-4	E+4	E+3	V+	.	.	.	UA3401P	LM3401N	D	MC3401L	
DIL-14/1P	E+1	E+2	E-2	R2	R1	E-1	G	E-3	R3	R4	E-4	E+4	E+3	V+	.	.	.	UA3401P	LM3401N	D	MC3401P	
DIL-14/1C	R1	E-1	E+1	V+	E+2	E-2	R2	R3	E-3	E+3	G	E+4	E-4	R4	UA3403D	UA3403D	D	MC3403L
DIL-14/1P	R1	E-1	E+1	V+	E+2	E-2	R2	R3	E-3	E+3	G	E+4	E-4	R4	UA3403D	UA3403D	D	MC3403P
DIL-16/1C	E-1	E+1	R1	S	R3	E+3	E-3	G	E-4	E+4	R4	V-	R2	E+2	E-2	V+	.	MC3430P	MC3430L	D	MC3430L	
DIL-16/1P	E-1	E+1	R1	S	R3	E+3	E-3	G	E-4	E+4	R4	V-	R2	E+2	E-2	V+	.	MC3430P	MC3430L	D	MC3430P	
DIL-16/1C	E-1	E+1	R1	S	R3	E+3	E-3	G	E-4	E+4	R4	V-	R2	E+2	E-2	V+	.	MC3431P	MC3431L	D	MC3431L	
DIL-16/1P	E-1	E+1	R1	S	R3	E+3	E-3	G	E-4	E+4	R4	V-	R2	E+2	E-2	V+	.	MC3431L	MC3431L	D	MC3431P	
DIL-16/1C	E-1	E+1	K1	S	K3	E+3	E-3	G	E-4	E+4	K4	V-	K2	E+2	E-2	V+	.	MC3430L	MC3430L	D	MC3432L	
DIL-16/1P	E-1	E+1	K1	S	K3	E+3	E-3	G	E-4	E+4	K4	V-	K2	E+2	E-2	V+	.	MC3430P	MC3430P	D	MC3432P	
DIL-16/1C	E-1	E+1	K1	S	K3	E+3	E-3	G	E-4	E+4	K4	V-	K2	E+2	E-2	V+	.	MC3431L	MC3431L	D	MC3433L	
DIL-16/1P	E-1	E+1	K1	S	K3	E+3	E-3	G	E-4	E+4	K4	V-	K2	E+2	E-2	V+	.	MC3431P	MC3431P	D	MC3433P	
T05-8/1M	T	E-	E+	V-	T*	R	V+	B	MC1776G	UA776HM	D	MC3476G		
DIL-8/1P	T	E-	E+	V-	T*	R	V+	B	UA776TC	UA776TC	D	MC3476P1	
DIL-14/1C	R1	E-1	E+1	V+	E+2	E-2	R2	R3	E-3	E+3	G	E+4	E-4	R4	.	.	.	UA3503D	UA3503D	D	MC3503L	
DIL-14/1P	R1	E-1	E+1	V+	E+2	E-2	R2	R3	E-3	E+3	G	E+4	E-4	R4	.	.	.	UA3503D	UA3503D	D	MC3503P	
T05-8/1M	R1	E-1	E+1	V-	E+2	E-2	R2	V+	RC4558T	RC4558T	D	MC4558CG	
DIL-14/1P	N	R1	N	N	E-1	E+1	V-	E+2	E-2	N	N	R2	N	V+	.	.	.	MC4558L	MC4558L	D	MC4558CP2	
DIL-8/1C	R1	E-1	E+1	V-	E+2	E-2	R2	V+	RC4558NB	RC4558NB	D	MC4558CU	
T05-8/1M	R1	E-1	E+1	V-	E+2	E-2	R2	V+	RM4558T	RM4558T	D	MC4558G	
DIL-14/1C	N	R1	N	N	E-1	E+1	V-	E+2	E-2	N	N	R2	N	V+	.	.	.	RV4558L	RV4558L	D	MC4558L	
DIL-8/1C	R1	E-1	E+1	V-	E+2	E-2	R2	V+	RV4558NB	RV4558NB	D	MC4558U	
DIL-14/1C	R1	E-1	E+1	V+	E+2	E-2	V	E-3	E+3	R3	V+	R4	E+4	E-4	.	.	.	LM348D	HA4741-5	D	MC4741CL	
DIL-14/1P	R1	E-1	E+1	V+	E+2	E-2	V-	E-3	E+3	R3	V+	R4	E+4	E-4	.	.	.	LM348D	HA4741-5	D	MC4741CP	
DIL-14/1C	R1	E-1	E+1	V+	E+2	E-2	V-	E-3	E+3	R3	V+	R4	E+4	E-4	.	.	.	LM148D	HA4741-2	D	MC4741L	
DIL-14/1P	R1	E-1	E+1	V+	E+2	E-2	V-	E-3	E+3	R3	V+	R4	E+4	E-4	.	.	.	LM148D	HA4741-2	D	MC4741P	
BML	D	MCBC1709	
BML	D	MCBC1710	
BML	D	MCBC1741	
BML	D	MCBC1748	
CHP	D	MCC1410	
CHP	D	MCC1414	
CHP	D	MCC1420	
CHP	D	MCC1430	
CHP	D	MCC1433	
CHP	D	MCC1435	
CHP	D	MCC1436	
CHP	D	MCC1437	
CHP	D	MCC1439	
CHP	D	MCC1456	
CHP	D	MCC1458	
CHP	D	MCC1458S	
CHP	D	MCC1510	
CHP	D	MCC1514	
CHP	D	MCC1520	
CHP	D	MCC1530	
CHP	D	MCC1533	
CHP	D	MCC1535	
CHP	D	MCC1536	
CHP	D	MCC1537	
CHP	D	MCC1539	
CHP	D	MCC1556	
CHP	D	MCC1558	
CHP	D	MCC1558S	
CHP	D	MCC1709	
CHP	D	MCC1709A	
CHP	D	MCC1709C	

TYPE NUMBER	MFR	APP	COMP	GBP MIN	SLEW RATE MIN	V _{S+} MAX	V _{S-} MAX	T _{OP} MAX	A _{VOL} MIN	V _{IO} MAX	I _B MAX	I _{IO} MAX	P _{TOT} MAX	I _{OUT} MIN	V _{OUT} MIN	V _{ICM} MAX	V _{IDF} MAX	dV _{IO} /dT MAX	P _O MAX	I _O MAX	CM RR MIN	PS RR MIN	R _{IN} MIN
MCC1710	MTU	CPR	EXT	.	.	+14V	-7V	125C	62dB	2MV	20uA	3uA	.	5MA	1V	7V	5V	10uV/C	150MW	9MA	80dB	.	.
MCC1710C	MTU	CPR	EXT	.	.	+14V	-7V	75C	60dB	5MV	25uA	5uA	.	5MA	1V	7V	5V	20uV/C	150MW	9MA	70dB	.	.
MCC1711	MTU	DCP	EXT	.	.	+14V	-7V	125C	58dB	3.5MV	75uA	10uA	.	5MA	2.5V	7V	5V	20uV/C	200MW
MCC1711C	MTU	DCP	EXT	.	.	+14V	-7V	75C	57dB	5MV	100uA	25uA	.	5MA	2.5V	7V	5V	20uV/C	200MW
MCC1712	MTU	GPU	EXT	3MHZ	.	+13V	-8V	125C	68dB	2MV	5uA	0.5uA	.	3MA	5V	1.5V	5V	10uV/C	120MW	7MA	80dB	74dB	16K
MCC1712C	MTU	GPU	EXT	3MHZ	.	+13V	-8V	75C	66dB	5MV	7.5uA	2uA	.	3MA	5V	1.5V	5V	20uV/C	120MW	7MA	70dB	70dB	10K
MCC1733	MTU	BDO	INT	40MHZ	.	+8V	-8V	125C	50dB	5MV	20uA	3uA	.	2MA	2V	6V	5V	.	.	24MA	60dB	50dB	2K
MCC1733C	MTU	BDO	INT	40MHZ	.	+8V	-8V	70C	40dB	6MV	30uA	5uA	.	2MA	2V	6V	5V	.	.	24MA	60dB	50dB	2K
MCC1741	MTU	GPK	INT	.	0.3V/uS	+22V	-22V	125C	94dB	5MV	500NA	200NA	.	5MA	12V	15V	30V	.	75MW	3MA	70dB	76dB	300K
MCC1741C	MTU	GPK	INT	.	0.2V/uS	+18V	-18V	70C	86dB	6MV	500NA	200NA	.	5MA	12V	15V	30V	.	85MW	3MA	70dB	76dB	300K
MCC1741S	MTU	HSR	INT	.	3V/uS	+22V	-22V	125C	94dB	5MV	500NA	200NA	.	5MA	12V	15V	30V	.	75MW	3MA	70dB	76dB	300K
MCC1741SC	MTU	HSR	INT	.	3V/uS	+18V	-18V	70C	86dB	6MV	500NA	200NA	.	5MA	12V	15V	30V	.	85MW	3MA	70dB	76dB	300K
MCC1747	MTU	DGK	INT	.	0.2V/uS	+22V	-22V	125C	94dB	5MV	500NA	200NA	.	5MA	12V	15V	30V	.	85MW	3MA	70dB	76dB	300K
MCC1747C	MTU	DGU	INT	.	0.2V/uS	+18V	-18V	75C	88dB	6MV	500NA	200NA	.	5MA	12V	15V	30V	.	85MW	3MA	70dB	76dB	300K
MCC1748	MTU	GPU	EXT	.	.25V/uS	+22V	-22V	125C	94dB	5MV	500NA	200NA	.	5MA	12V	15V	30V	.	85MW	3MA	70dB	76dB	300K
MCC1748C	MTU	GPU	EXT	.	.25V/uS	+22V	-22V	75C	94dB	5MV	500NA	200NA	.	5MA	12V	15V	30V	.	85MW	3MA	70dB	76dB	300K
MCC1776	MTU	PRA	INT	.	0.3V/uS	+18V	-18V	125C	100dB	5MV	50NA	15NA	.	2MA	10V	15V	30V	.	6MW	2UA	70dB	76dB	2M
MCC1776C	MTU	PRA	INT	.	0.3V/uS	+18V	-18V	70C	94dB	6MV	50NA	25NA	.	2MA	10V	15V	30V	.	6MW	2UA	70dB	74dB	2M
MCC3301	MTU	QCD	INT	1M5HZ	.	0.2V/uS	+28V	.	85C	60dB	.	300NA	.	6MA	13V	10MA	.	50dB	.
MCC3302	MTU	QCP	EXT	.	20V/uS	+14V	-14V	85C	66dB	20MV	500NA	100NA	.	2MA	.	9V	28V	.	.	2MA	.	.	.
MCC3303	MTU	GQK	INT	3MHZ	0.2V/uS	+18V	-18V	85C	86dB	8MV	500NA	75NA	.	10MA	12V	18V	30V	30uV/C	.	7MA	70dB	76dB	300K
MCC3401	MTU	QCD	INT	1M5HZ	0.2V/uS	+18V	.	75C	60dB	.	300NA	.	.	6MA	13V	10MA	.	50dB	.
MCC3403	MTU	GKQ	INT	3MHZ	0.2V/uS	+18V	-18V	70C	94dB	10MV	500NA	50NA	.	5MA	12V	15V	30V	50uV/C	.	7MA	70dB	76dB	300K
MCC3430	MTU	QCP	EXT	.	.	+7V	-7V	70C	54dB	10MV	20uA	5uA	.	.	.	5V	6V
MCC3431	MTU	QCP	EXT	.	.	+7V	-7V	70C	54dB	10MV	20uA	5uA	.	.	.	5V	6V
MCC3432	MTU	QCP	EXT	.	.	+7V	-7V	70C	54dB	10MV	20uA	5uA	.	.	.	5V	6V
MCC3433	MTU	QCP	EXT	.	.	+7V	-7V	70C	54dB	10MV	20uA	5uA	.	.	.	5V	6V
MCC3476	MTU	PRA	INT	.	0.3V/uS	+18V	-18V	70C	94dB	6MV	50NA	25NA	.	1MA	12V	18V	30V	.	6MW	2MA	70dB	74dB	2M
MCC3503	MTU	GKQ	INT	3MHZ	0.2V/uS	+18V	-18V	125C	88dB	5MV	500NA	50NA	.	5MA	12V	15V	30V	40uV/C	.	4MA	70dB	76dB	300K
MCC4741	MTU	GKQ	INT	3MHZ	0.2V/uS	+22V	-22V	125C	94dB	5MV	500NA	200NA	.	5MA	12V	22V	44V	50uV/C	.	3MA	70dB	76dB	800K
MCC4741C	MTU	GKQ	INT	3MHZ	0.2V/uS	+18V	-18V	70C	86dB	6MV	500NA	200NA	.	5MA	12V	18V	36V	50uV/C	.	3MA	70dB	76dB	800K
MCCF1458	MTU	DGK	INT	5MHZ	0.3V/uS	+18V	-18V	75C	86dB	6MV	0.5uA	0.2uA	.	5MA	12V	15V	30V	50uV/C	170MW	6MA	70dB	76dB	300K
MCCF1558	MTU	DHS	INT	5MHZ	0.3V/uS	+22V	-22V	125C	94dB	5MV	0.5uA	0.2uA	.	5MA	12V	15V	30V	50uV/C	150MW	5MA	70dB	76dB	300K
MCCF1709	MTU	GPU	EXT	3MHZ	.15V/uS	+18V	-18V	125C	88dB	5MV	500NA	200NA	.	5MA	12V	10V	5V	15uV/C	165MW	.	70dB	76dB	150K
MCCF1709C	MTU	GPU	EXT	3MHZ	.15V/uS	+18V	-18V	75C	82dB	7.5MV	1.5uA	0.5uA	.	5MA	12V	10V	5V	.	200MW	.	65dB	74dB	50K
MCCF1741	MTU	GPK	INT	.	0.3V/uS	+22V	-22V	125C	94dB	5MV	500NA	200NA	.	5MA	12V	15V	30V	.	75MW	3MA	70dB	76dB	300K
MCCF1741C	MTU	GPK	INT	.	0.2V/uS	+18V	-18V	70C	86dB	6MV	500NA	200NA	.	5MA	12V	15V	30V	.	85MW	3MA	70dB	76dB	300K
MCCF3303	MTU	GKQ	INT	3MHZ	0.2V/uS	+18V	-18V	85C	86dB	8MV	500NA	75NA	.	10MA	12V	18V	30V	30uV/C	.	7MA	70dB	76dB	300K
MCCF3403	MTU	GKQ	INT	3MHZ	0.2V/uS	+18V	-18V	70C	94dB	10MV	500NA	50NA	.	5MA	12V	15V	30V	50uV/C	.	7MA	70dB	76dB	300K
MCCF3503	MTU	GKQ	INT	3MHZ	0.2V/uS	+18V	-18V	125C	88dB	5MV	500NA	50NA	.	5MA	12V	15V	30V	40uV/C	.	4MA	70dB	76dB	300K
MCE7042	MTU	PIA	EXT	.	4V/uS	+18V	-18V	75C	94dB	10MV	300NA	200NA	400MWF	20MA	11V	10V	30V	.	150MW	.	70dB	70dB	.
MCE7042A	MTU	PIA	EXT	.	8V/uS	+22V	-22V	75C	100dB	5MV	150NA	100NA	400MWF	20MA	11V	10V	30V	.	150MW	.	80dB	74dB	.
MIC709-1	FAU	GPU	EXT	3MHZ	.15V/uS	+18V	-18V	125C	88dB	5MV	500NA	200NA	500MWF	5MA	12V	10V	5V	15uV/C	165MW	.	70dB	76dB	150K
MIC709-1C	OBS	GPU	EXT	.	.	+18V	-18V	125C	88dB	5MV	500NA	200NA	300MWF	20MA	14V	10V	5V	10uV/C	165MW	.	70dB	76dB	150K
MIC709-5	OBS	GPU	EXT	3MHZ	.15V/uS	+18V	-18V	70C	84dB	7.5MV	1.5uA	500NA	500MWF	5MA	12V	10V	5V	.	200MW	.	65dB	74dB	50K
MIC709-5C	OBS	GPU	EXT	.	.	+18V	-18V	70C	84dB	7.5MV	1.5uA	500NA	250MWF	20MA	14V	10V	5V	15uV/C	200MW	.	65dB	74dB	50K
MIC709AD	OBS	GPU	EXT	3MHZ	.15V/uS	+18V	-18V	125C	88dB	2MV	200NA	50NA	500MWF	5MA	12V	10V	5V	10uV/C	108MW	.	80dB	80dB	350K
MIC709AB	OBS	GPU	EXT	3MHZ	.15V/uS	+18V	-18V	125C	88dB	2MV	200NA	50NA	670MWF	5MA	12V	10V	5V	10uV/C	108MW	.	80dB	80dB	350K
MIC710-1B	OBS	CPR	EXT	.	.	+14V	-7V	125C	62dB	2MV	20uA	3uA	200MWF	10MA	2.5V	5V	7V	10uV/C	150MW	9MA	80dB	.	.
MIC710-1C	OBS	CPR	EXT	.	.	+14V	-7V	125C	62dB	2MV	20uA	3uA	300MWF	10MA	2.5V	5V	7V	10uV/C	150MW	9MA	80dB	.	.
MIC710-5B	OBS	CPR	EXT	.	.	+14V	-7V	70C	60dB	5MV	25uA	5uA	200MWF	10MA	2.5V	5V	7V	20uV/C	150MW	9MA	70dB	.	.
MIC710-5C	OBS	CPR	EXT	.	.	+14V	-7V	70C	60dB	5MV	25uA	5uA	300MWF	10MA	2.5V	5V	7V	20uV/C	150MW	9MA	70dB	.	.
MIC711-1B	OBS	DCP	EXT	.	.	+14V	-7V	125C	58dB	3.5MV	10uA	10uA	200MWF	50MA	2.5V	5V	5V	10uV/C	200MW	17MA	.	.	.
MIC711-1C	OBS	DCP	EXT	.	.	+14V	-7V	125C	58dB	3.5MV	10uA	10uA	300MWF	50MA	2.5V	5V	5V	10uV/C	200MW	17MA	.	.	.
MIC711-5B	OBS	DCP	EXT	.	.	+14V	-7V	70C	57dB	5MV	15uA	15uA	200MWF	50MA	2.5V	5V	5V	10uV/C	230MW	17MA	.	.	.
MIC711-5C	OBS	DCP	EXT	.	.	+14V	-7V	70C	57dB	5MV	15uA	15uA	300MWF	50MA	2.5V	5V	5V	10uV/C	230MW	17MA	.	.	.
MIC712-1B	OBS	WBA	EXT	3MHZ	.	+13V	-8V	125C	68dB	2MV	5uA	0.5uA	570MWF	3MA	5V	5V	5V	10uV/C	120MW	7MA	80dB	74dB	16K
MIC712-1C	OBS	WBA	EXT	3MHZ	.	+13V	-8V	125C	68dB	2MV	5uA	0.5uA	500MWF	3MA	5V	5V	5V	10uV/C	120MW	7MA	80dB	74dB	16K
MIC712-1D	OBS	WBA	EXT	3MHZ	.	+13V	-8V	125C	68dB	2MV	5uA	0.5uA	670MWF	3MA	5V	5V	5V	10uV/C	120MW	7MA	80dB	74dB	16K
MIC712-5B	OBS	GPU	EXT	3MHZ	.	+13V	-8V	75C	66dB	5MV	7.5uA	2uA	500MWF	3MA	5V	1.5V	5V	20uV/C	120MW	7MA	70dB	70dB	10K

For detailed explanations of column heading notations, see App. A.

Also for ready references the more important abbreviations used in the column headings are listed below:

LEFT HAND PAGE

- APP = application (codes at APP.E.)
- CMRR = common mode rejection ratio
- CMP = compensation (frequency)
- dV_{io}/dT = input offset voltage temperature drift
- GBP = gain bandwidth product
- I_b = input bias current
- I_o = input bias offset current
- I_o = quiescent supply current
- MFR = manufacturer (codes at App.C.)
- P_o = quiescent power consumer
- PSRR = power supply rejection ratio
- V_{cm} = common mode input voltage rating
- V_{oF} = differential input voltage rating
- V_{io} = input offset voltage
- V_s = dc supply voltage

RIGHT HAND PAGE

- Lead out coding summary (details at APP.G.) for different cases (APP.F.)
- A = gain adjust
- B = bias adjust
- C = case
- E- = inverting input
- E+ = non-inverting input
- F,F* = input frequency compensation
- G = ground
- J = high level input
- K = output, open collector
- L = output, open emitter
- M = metal case
- N = not connected
- Q = special terminal
- R,R* = outputs
- S = strobe
- T,T* = offset balance
- V+ = +ve dc supply
- V- = -ve dc supply
- W = guard ring
- X = blank position, no lead
- + + = +ve supplementary dc supply
- - = -ve supplementary dc supply
- ∅,∅* = output frequency compensation

CASE (APP.F.)	LD 1	LD 2	LD 3	LD 4	LD 5	LD 6	LD 7	LD 8	LD 9	LD 10	LD 11	LD 12	LD 13	LD 14	LD 15	LD 16	EUROPE SUBSTITUTE	USA SUBSTITUTE	ISS	TYPE NUMBER	
CFL	0	MCC1710
CHP	0	MCC1710C
CHP	0	MCC1711
CHP	0	MCC1711C
CHP	0	MCC1712
CHP	0	MCC1712C
CHP	0	MCC1733
CHP	0	MCC1733C
CHP	0	MCC1741
CHP	0	MCC1741C
CHP	0	MCC1741S
CHP	0	MCC1741SC
CHP	0	MCC1747
CHP	0	MCC1747C
CHP	0	MCC1748
CHP	0	MCC1748C
CHP	0	MCC1776
CHP	0	MCC1776C
CHP	0	MCC3301
CHP	0	MCC3302
CHP	0	MCC3303
CHP	0	MCC3401
CHP	0	MCC3403
CHP	0	MCC3430
CHP	0	MCC3431
CHP	0	MCC3432
CHP	0	MCC3433
CHP	0	MCC3476
CHP	0	MCC3503
CHP	0	MCC4741
CHP	0	MCC4741C
CFL	0	MCCF1458
CFL	0	MCCF1558
CFL	0	MCCF1709
CFL	0	MCCF1709C
CFL	0	MCCF1741
CFL	0	MCCF1741C
CFL	0	MCCF3303
CFL	0	MCCF3403
CFL	0	MCCF3503
FLP-14/3C	N	N	N	E-	E+	V-	N	T	T*	R	V+	F	F*	N	0	MCE7042	
FLP-14/3C	N	N	N	E-	E+	V-	N	T	T*	R	V+	F	F*	N	0	MCE7042A	
T05-8/1M	F	E-	E+	V-	∅	∅*R	V+	F*	TAA522	UA709HM	.	0	MIC709-1	
T05-8/1M	F	E-	E+	V-M	∅	∅*R	V+	F*	TAA522	UA709HM	.	0	MIC709-1C	
T05-8/1M	F	E-	E+	V-	∅	∅*R	V+	F*	TAA521	UA709HC	.	0	MIC709-5	
T05-8/1M	F	E-	E+	V-M	∅	∅*R	V+	F*	TAA521	UA709HC	.	0	MIC709-5C	
T05-8/1M	F	E-	E+	V-	∅	∅*R	V+	F*	TAA522	UA709AHM	.	0	MIC709AC	
DIL-14/1C	N	N	F	E-	E+	V-	N	N	∅	R	V+	F*	N	.	.	LM709AJ	UA709ADM	.	0	MIC709AD	
FLP-10/3C	G	E+	E-	N	V-	R	N	V+	N	N	SFC2710PM	UA710FM	.	0	MIC710-1B	
T05-8/1M	G	E+	E-	V-M	N	N	R	V+	SFC2710M	UA710HM	.	0	MIC710-1C	
FLP-10/3C	G	E+	E-	N	V-	R	N	V+	N	N	SFC2710PM	UA710FM	.	0	MIC710-5B	
T05-8/1M	G	E+	E-	V-M	N	N	R	V+	SFC2710C	UA710HC	.	0	MIC710-5C	
FLP-10/3C	E-1	E+1	V-	E+2	E-2	S1	R	V+	G	S2	SFC2711PM	UA711FM	.	0	MIC711-1B	
T05-10/1M	G	S1	E-1	E+1	V-M	E+2	E-2	S2	R	V+	SFC2711M	UA711HM	.	0	MIC711-1C	
FLP-10/3C	E-1	E+1	V-	E+2	E-2	S1	R	V+	G	S2	SFC2711PM	UA711FM	.	0	MIC711-5B	
T05-10/1M	G	S1	E-1	E+1	V-M	E+2	E-2	S2	R	V+	SFC2711C	UA711HC	.	0	MIC711-5C	
FLP-10/3C	N	G	E-	E+	V-	F	∅	R	N	V+	SN52702AFA	UA702FM	.	0	MIC712-1B	
T05-8/1M	G	E-	E+	V-M	F	∅	R	V+	SN52702AL	UA702HM	.	0	MIC712-1C	
DIL-14/1C	N	N	G	E-	E+	V-	N	N	F	∅	R	N	V+	.	.	SN52702AJ	UA702DM	.	0	MIC712-1D	
FLP-10/3C	N	G	E-	E+	V-	F	∅	R	N	V+	UA702FM	MC1712CF	.	0	MIC712-5B	

TYPE NUMBER	MFR	APP	CMP	GBP MIN	SLEW RATE MIN	V _{S+} MAX	V _{S-} MAX	T _{OP}	A _{VOL} MIN	V _{IO} MAX	I _B MAX	I _{IO} MAX	P _{TOT} MAX	I _{OUT} MIN	V _{OUT} MIN	V _{ICM} MAX	V _{IDF} MAX	dV _{IO} /dT MAX	P _O MAX	I _O MAX	CM RR MIN	PS RR MIN	R _{IN} MIN
MIC712-5C	OBS	WBA	EXT	3MHZ	.	+13V	-8V	70C	66dB	5MV	7.5UA	2UA	500MWF	3MA	5V	5V	5V	20uV/C	120MW	7MA	70dB	70dB	10K
MIC712-5D	OBS	WBA	EXT	3MHZ	.	+13V	-8V	70C	66dB	5MV	7.5UA	2UA	670MWF	3MA	5V	5V	5V	20uV/C	120MW	7MA	70dB	70dB	10K
MIC730-1C	OBS	BDO	EXT	1MHZ	.	+15V	.	125C	40dB	2.5MV	7.5UA	1.5UA	500MWF	.	2V	4V	5V	.	156MW	13MA	70dB	.	5K
MIC730-5C	FAU	BDO	EXT	1MHZ	.	+15V	.	70C	40dB	5MV	16UA	3UA	500MWF	.	2V	4V	5V	.	156MW	13MA	60dB	.	2.5K
MIC741-1D	OBS	GPK	INT	4MHZ	0.3V/uS	+22V	-22V	125C	94dB	3MV	80NA	30NA	670MWF	5MA	12V	15V	30V	15uV/C	150MW	.	80dB	86dB	1M
MIC741-1C	OBS	GPK	INT	.	0.2V/uS	+22V	-22V	125C	94dB	5MV	500NA	200NA	500MWF	7MA	12V	15V	30V	.	85MW	3MA	70dB	76dB	300K
MIC741-5C	OBS	GPK	INT	.	0.2V/uS	+18V	-18V	70C	86dB	6MV	500NA	200NA	500MWF	5MA	12V	15V	30V	.	85MW	3MA	70dB	76dB	300K
MIC741-5D	FAU	GPK	INT	.	0.2V/uS	+18V	-18V	70C	86dB	6MV	500NA	200NA	670MWF	5MA	12V	15V	30V	.	85MW	3MA	70dB	76dB	300K
ML101AF	OBS	GPU	EXT	.	.	+22V	-22V	125C	94dB	2MV	75NA	10NA	500MWF	5MA	12V	15V	30V	15uV/C	.	3MA	80dB	80dB	1.5M
ML101AM	OBS	GPU	EXT	.	.	+22V	-22V	125C	94dB	2MV	75NA	10NA	500MWF	5MA	12V	15V	30V	15uV/C	.	3MA	80dB	80dB	1.5M
ML101AT	OBS	GPU	EXT	.	.	+22V	-22V	125C	94dB	2MV	75NA	10NA	500MWF	5MA	12V	15V	30V	15uV/C	.	3MA	80dB	80dB	1.5M
ML101F	OBS	GPU	EXT	.	.	+22V	-22V	125C	94dB	5MV	1.5UA	0.5UA	500MWF	5MA	12V	15V	30V	15uV/C	.	3MA	70dB	70dB	300K
ML101M	OBS	GPU	EXT	.	.	+22V	-22V	125C	94dB	5MV	1.5UA	0.5UA	500MWF	5MA	12V	15V	30V	15uV/C	.	3MA	70dB	70dB	300K
ML101T	OBS	GPU	EXT	.	.	+22V	-22V	125C	94dB	5MV	500NA	200NA	500MWF	5MA	12V	15V	30V	15uV/C	.	3MA	70dB	70dB	300K
ML107F	OBS	GPK	INT	.	.	+22V	-22V	125C	94dB	2MV	75NA	10NA	500MWF	5MA	12V	15V	30V	15uV/C	.	3MA	80dB	80dB	1.5M
ML107M	OBS	GPK	INT	.	.	+22V	-22V	125C	94dB	2MV	75NA	10NA	500MWF	5MA	12V	15V	30V	15uV/C	.	3MA	80dB	80dB	1.5M
ML107T	OBS	GPK	INT	.	.	+22V	-22V	125C	94dB	2MV	75NA	10NA	500MWF	5MA	12V	15V	30V	15uV/C	.	3MA	80dB	80dB	1.5M
ML108AF	OBS	SBA	EXT	.	.	+20V	-20V	125C	98dB	0.5MV	2NA	0.2NA	500MWF	1MA	13V	15V	1V	5uV/C	.	6MA	96dB	96dB	30M
ML108AM	OBS	SBA	EXT	.	.	+20V	-20V	125C	98dB	0.5MV	2NA	0.2NA	500MWF	1MA	13V	15V	1V	5uV/C	.	6MA	96dB	96dB	30M
ML108AT	OBS	SBA	EXT	.	.	+20V	-20V	125C	98dB	0.5MV	2NA	0.2NA	500MWF	1MA	13V	15V	1V	5uV/C	.	6MA	96dB	96dB	30M
ML108M	OBS	SBA	EXT	.	.	+20V	-20V	125C	96dB	2MV	2NA	0.2NA	500MWF	1MA	13V	15V	1V	15uV/C	.	6MA	85dB	80dB	30M
ML108T	OBS	SBA	EXT	.	.	+20V	-20V	125C	96dB	2MV	2NA	0.2NA	500MWF	1MA	13V	15V	1V	15uV/C	.	6MA	85dB	80dB	30M
ML111F	OBS	CPR	EXT	.	.	+18V	-18V	125C	100dB	3MV	100NA	10NA	500MWF	.	.	15V	30V	.	6MA
ML111M	OBS	CPR	EXT	.	.	+18V	-18V	125C	100dB	3MV	100NA	10NA	500MWF	.	.	15V	30V	.	6MA
ML111S	OBS	CPR	EXT	.	.	+18V	-18V	125C	100dB	3MV	100NA	10NA	500MWF	8MA	.	15V	30V	.	6MA
ML111T	OBS	CPR	EXT	.	.	+18V	-18V	125C	100dB	3MV	100NA	10NA	500MWF	.	.	15V	30V	.	6MA
ML118F	OBS	XSR	INT	.	50V/uS	+20V	-20V	125C	94dB	4MV	250NA	50NA	500MWF	6MA	12V	15V	1V	.	.	8MA	80dB	70dB	1M
ML118M	OBS	XSR	INT	.	50V/uS	+20V	-20V	125C	94dB	4MV	250NA	50NA	500MWF	6MA	12V	15V	1V	.	.	8MA	80dB	70dB	1M
ML118T	OBS	XSR	INT	.	50V/uS	+20V	-20V	125C	94dB	4MV	250NA	50NA	500MWF	6MA	12V	15V	1V	.	.	8MA	80dB	70dB	1M
ML201AF	OBS	GPU	EXT	.	.	+22V	-22V	85C	94dB	2MV	75NA	10NA	500MWF	5MA	12V	15V	30V	15uV/C	.	3MA	80dB	80dB	500K
ML201AM	OBS	GPU	EXT	.	.	+22V	-22V	85C	94dB	2MV	75NA	10NA	500MWF	5MA	12V	15V	30V	15uV/C	.	3MA	80dB	80dB	500K
ML201AT	OBS	GPU	EXT	.	.	+22V	-22V	85C	94dB	2MV	75NA	10NA	500MWF	5MA	12V	15V	30V	15uV/C	.	3MA	80dB	80dB	500K
ML201F	OBS	GPU	EXT	.	.	+22V	-22V	85C	94dB	7.5MV	1.5UA	0.5UA	500MWF	5MA	12V	15V	30V	30uV/C	.	3MA	65dB	70dB	100K
ML201M	OBS	GPU	EXT	.	.	+22V	-22V	85C	86dB	7.5MV	1.5UA	0.5UA	500MWF	5MA	12V	15V	30V	30uV/C	.	3MA	65dB	70dB	100K
ML201T	OBS	GPU	EXT	.	.	+22V	-22V	85C	86dB	7.5MV	1.5UA	0.5UA	500MWF	5MA	12V	15V	30V	30uV/C	.	3MA	65dB	70dB	100K
ML207F	OBS	GPK	INT	.	.	+22V	-22V	85C	94dB	2MV	75NA	10NA	500MWF	5MA	12V	15V	30V	15uV/C	.	3MA	80dB	80dB	1.5M
ML207M	OBS	GPK	INT	.	.	+22V	-22V	85C	94dB	2MV	75NA	10NA	500MWF	5MA	12V	15V	30V	15uV/C	.	3MA	80dB	80dB	1.5M
ML207T	OBS	GPK	INT	.	.	+22V	-22V	85C	94dB	2MV	75NA	10NA	500MWF	5MA	12V	15V	30V	15uV/C	.	3MA	80dB	80dB	1.5M
ML208AF	OBS	SBA	EXT	.	.	+20V	-20V	85C	98dB	0.5MV	2NA	0.2NA	500MWF	1MA	13V	15V	1V	5uV/C	.	6MA	96dB	96dB	30M
ML208AM	OBS	SBA	EXT	.	.	+20V	-20V	85C	98dB	0.5MV	2NA	0.2NA	500MWF	1MA	13V	15V	1V	5uV/C	.	6MA	96dB	96dB	30M
ML208AT	OBS	SBA	EXT	.	.	+20V	-20V	85C	98dB	0.5MV	2NA	0.2NA	500MWF	1MA	13V	15V	1V	5uV/C	.	6MA	96dB	96dB	30M
ML208M	OBS	SBA	EXT	.	.	+20V	-20V	85C	96dB	2MV	2NA	0.2NA	500MWF	1MA	13V	15V	1V	15uV/C	.	6MA	85dB	80dB	30M
ML208T	OBS	SBA	EXT	.	.	+20V	-20V	85C	96dB	2MV	2NA	0.2NA	500MWF	1MA	13V	15V	1V	15uV/C	.	6MA	85dB	80dB	30M
ML211F	OBS	CPR	EXT	.	.	+18V	-18V	85C	100dB	3MV	100NA	10NA	500MWF	.	.	15V	30V	.	6MA
ML211M	OBS	CPR	EXT	.	.	+18V	-18V	85C	100dB	3MV	100NA	10NA	500MWF	.	.	15V	30V	.	6MA
ML211S	OBS	CPR	EXT	.	.	+18V	-18V	85C	100dB	3MV	100NA	10NA	500MWF	.	.	15V	30V	.	6MA
ML211T	OBS	CPR	EXT	.	.	+18V	-18V	85C	100dB	3MV	100NA	10NA	500MWF	.	.	15V	30V	.	6MA
ML218F	OBS	XSR	INT	.	50V/uS	+20V	-20V	85C	94dB	4MV	250NA	50NA	500MWF	6MA	12V	15V	1V	.	.	8MA	80dB	70dB	1M
ML218M	OBS	XSR	INT	.	50V/uS	+20V	-20V	85C	94dB	4MV	250NA	50NA	500MWF	6MA	12V	15V	1V	.	.	8MA	80dB	70dB	1M
ML218T	OBS	XSR	INT	.	50V/uS	+20V	-20V	85C	94dB	4MV	250NA	50NA	500MWF	6MA	12V	15V	1V	.	.	8MA	80dB	70dB	1M
ML301AP	OBS	GPU	EXT	.	.	+18V	-18V	70C	88dB	7.5MV	250NA	50NA	500MWF	5MA	12V	15V	30V	30uV/C	.	3MA	70dB	70dB	500K
ML301AS	OBS	GPU	EXT	.	.	+18V	-18V	70C	88dB	7.5MV	250NA	50NA	500MWF	5MA	12V	15V	30V	30uV/C	.	3MA	70dB	70dB	500K
ML301AT	OBS	GPU	EXT	.	.	+18V	-18V	70C	88dB	7.5MV	250NA	50NA	500MWF	5MA	12V	15V	30V	30uV/C	.	3MA	70dB	70dB	500K
ML301P	OBS	GPU	EXT	.	.	+18V	-18V	70C	83dB	10MV	2UA	.75UA	500MWF	.	12V	15V	30V	30uV/C	.	3MA	65dB	70dB	100K
ML301S	OBS	GPU	EXT	.	.	+18V	-18V	70C	83dB	10MV	2UA	.75UA	500MWF	.	12V	15V	30V	30uV/C	.	3MA	65dB	70dB	100K
ML301T	OBS	GPU	EXT	.	.	+18V	-18V	70C	83dB	10MV	2UA	.75UA	500MWF	.	12V	15V	30V	30uV/C	.	3MA	65dB	70dB	100K
ML307P	OBS	GPK	INT	.	.	+18V	-18V	70C	84dB	7.5MV	250NA	50NA	500MWF	5MA	12V	15V	30V	30uV/C	.	.	70dB	70dB	0.5M
ML307S	OBS	GPK	INT	.	.	+18V	-18V	70C	84dB	7.5MV	250NA	50NA	500MWF	5MA	12V	15V	30V	30uV/C	.	.	70dB	70dB	0.5M
ML307T	OBS	GPK	INT	.	.	+18V	-18V	70C	84dB	7.5MV	250NA	50NA	500MWF	5MA	12V	15V	30V	30uV/C	.	.	70dB	70dB	0.5M
ML308AM	OBS	SBA	EXT	.	.	+18V	-18V	70C	98dB	0.5MV	7NA	1NA	500MWF	1MA	13V	15V	1V	5uV/C	.	6MA	96dB	96dB	10M

For detailed explanations of column heading notations, see App. A.

Also for ready references the more important abbreviations used in the column headings are listed below:

LEFT HAND PAGE

- APP = application (codes at APP.E.)
- CMRR = common mode rejection ratio
- CMP = compensation (frequency)
- dV_{io}/dT = input offset voltage temperature drift
- GBP = gain bandwidth product
- I_B = input bias current
- I_{io} = input bias offset current
- I_Q = quiescent supply current
- MFR = manufacturer (codes at App.C.)
- P_Q = quiescent power consumer
- PSRR = power supply rejection ratio
- V_{ICM} = common mode input voltage rating
- V_{iof} = differential input voltage rating
- V_{io} = input offset voltage
- V_S = dc supply voltage

RIGHT HAND PAGE

Lead out coding summary (details at APP.G.) for different cases (APP.F.)

- A = gain adjust
- B = bias adjust
- C = case
- E- = inverting input
- E+ = non-inverting input
- F,F* = input frequency compensation
- G = ground
- J = high level input
- K = output, open collector
- L = output, open emitter
- M = metal case
- N = not connected
- Q = special terminal
- R,R* = outputs
- S = strobe
- T,T* = offset balance
- V+ = +ve dc supply
- V- = -ve dc supply
- W = guard ring
- X = blank position, no lead
- ++ = +ve supplementary dc supply
- = -ve supplementary dc supply
- ϕ,ϕ^* = output frequency compensation

CASE (APP. F)	LD 1	LD 2	LD 3	LD 4	LD 5	LD 6	LD 7	LD 8	LD 9	LD 10	LD 11	LD 12	LD 13	LD 14	LD 15	LD 16	EUROPE SUBSTI-TUTE	USA SUBSTI-TUTE	I S	TYPE NUMBER
T05-8/1M	G	E-	E+	V-M	F	ϕ	R	V+	N	SN72702L	UA702HC	0	MIC712-5C
DIL-14/1C	N	N	G	E-	E+	V-	N	N	F	ϕ	R	N	V+	N	.	.	SN72702J	UA702DC	0	MIC712-5D
T05-8/1M	R*1	E-	E+	G	R1	R2	V+	R*2	UA730M	0	MIC730-1C
T05-8/1M	R*1	E-	E+	G	R1	R2	V+	R*2	UA730HC	0	MIC730-5C
DIL-14/1C	N	N	T	E-	E+	V-	N	N	T*	R	V+	N	N	N	.	.	LM741D	UA741DM	0	MIC741-1D
T05-8/1M	T	E-	E+	V-M	T*	R	V+	N	TBA222	UA741HM	0	MIC741-1C
T05-8/1M	T	E-	E+	V-M	T*	R	V+	N	TBA221	UA741HC	0	MIC741-5C
DIL-14/1C	N	N	T	E-	E+	V-	N	N	T*	R	V+	N	N	N	.	.	TBA221A	UA741DC	0	MIC741-5D
FLP-10/3C	N	FT	E-	E+	V-	T*	R	V+	F*	N	SFC2101APM	LM101AF	0	ML101AF
DIL-14/1C	N	N	FT	E-	E+	V-	N	N	T*	R	V+	F*	N	N	.	.	UA101AD	LM101AJ14	0	ML101AM
T05-8/1M	FT	E-	E+	V-M	T*	R	V+	F*	SFC2101A	LM101AH	0	ML101AT
FLP-10/3G	N	FT	E-	E+	V-	T*	R	V+	F*	N	SFC2101APM	LM101F	0	ML101F
DIL-14/1C	N	N	FT	E-	E+	V-	N	N	T*	R	V+	F*	N	N	.	.	UA101D	LM101J14	0	ML101M
T05-8/1M	FT	E-	E+	V-M	T*	R	V+	F*	SFC2101A	LM101H	0	ML101T
FLP-10/3C	N	N	E-	E+	V-	N	R	V+	N	N	SFC2107PM	LM107F	0	ML107F
DIL-14/1C	N	N	N	E-	E+	V-	N	N	N	R	V+	N	N	N	.	.	SN52107JA	LM107D	0	ML107M
T05-8/1M	N	E-	E+	V-M	N	R	V+	N	SFC2107M	LM107H	0	ML107T
FLP-10/3G	N	N	E-	E+	N	V-	R	V+	F*	F	UA108AF	LM108AF	0	ML108AF
DIL-14/1C	N	F	N	E-	E+	N	V-	N	N	R	V+	F*	N	N	.	.	UA108AD	LM108AD	0	ML108AM
T05-8/1M	F	E-	E+	V-M	N	R	V+	F*	SFC2108A	LM108AH	0	ML108AT
DIL-14/1C	N	F	N	E-	E+	N	V-	N	N	R	V+	F*	N	N	.	.	UA108D	LM108D	0	ML108M
T05-8/1M	F	E-	E+	V-M	N	R	V+	F*	SFC2108M	LM108H	0	ML108T
FLP-10/3G	G	E+	E-	N	V-	T	T*S	N	R	V+	SN52111FA	LM111F	0	ML111F
DIL-14/1C	N	G	E+	E-	N	V-	T	T*S	R	N	V+	N	N	N	.	.	SN52111J	LM111D	0	ML111M
DIL-8/1C	G	E+	E-	V-	T	T*S	R	V+	SFC2311DC	UA111R	0	ML111S
T05-8/1M	G	E+	E-	V-	T	T*S	R	V+	SFC2111M	LM111H	0	ML111T
FLP-10/3G	N	T*F	E-	E+	V-	F*T	R	V+	ϕ	N	AM118-FLP	LM118F	0	ML118F
DIL-14/1C	N	N	T*F	E-	E+	V-	N	N	F*T	R	V+	ϕ	N	N	.	.	SN52118JA	LM118D	0	ML118M
T05-8/1M	T*F	E-	E+	V-	F*T	R	V+	ϕ	TDC0118CM	LM118H	0	ML118T
FLP-10/3G	N	FT	E-	E+	V-	T*	R	V+	F*	N	SFC2201APT	LM201AF	0	ML201AF
DIL-14/1C	N	N	FT	E-	E+	V-	N	N	T*	R	V+	F*	N	N	.	.	UA201AD	LM201AJ14	0	ML201AM
T05-8/1M	FT	E-	E+	V-M	T*	R	V+	F*	SFC2101A	LM201AH	0	ML201AT
FLP-10/3G	N	FT	E-	E+	V-	T*	R	V+	F*	N	SFC2201APM	LM201F	0	ML201F
DIL-14/1C	N	N	FT	E-	E+	V-	N	N	T*	R	V+	F*	N	N	.	.	UA201D	LM201J14	0	ML201M
T05-8/1M	FT	E-	E+	V-M	T*	R	V+	F*	SFC2101A	LM201H	0	ML201T
FLP-10/3C	N	N	E-	E+	V-	N	R	V+	N	N	SFC2207PT	LM207F	0	ML207F
DIL-14/1C	N	N	N	E-	E+	V-	N	N	N	R	V+	N	N	N	.	.	SN52107JA	LM207D	0	ML207M
T05-8/1M	N	E-	E+	V-M	N	R	V+	N	SFC2207	LM207H	0	ML207T
FLP-10/3G	N	N	E-	E+	N	V-	R	V+	F*	F	UA208AF	LM208AF	0	ML208AF
DIL-14/1C	N	F	N	E-	E+	N	V-	N	N	R	V+	F*	N	N	.	.	UA208AD	LM208AD	0	ML208AM
T05-8/1M	F	E-	E+	V-M	N	R	V+	F*	SFC2208A	LM208AH	0	ML208AT
DIL-14/1C	N	F	N	E-	E+	N	V-	N	N	R	V+	F*	N	N	.	.	UA208D	LM208D	0	ML208M
T05-8/1M	F	E-	E+	V-M	N	R	V+	F*	SFC2208	LM208H	0	ML208T
FLP-10/3G	G	E+	E-	N	V-	T	T*S	N	R	V+	SN52111FA	LM211F	0	ML211F
DIL-14/1C	N	G	E+	E-	N	V-	T	T*S	R	N	V+	N	N	N	.	.	SN52111J	LM211D	0	ML211M
DIL-8/1C	G	E+	E-	V-	T	T*S	R	V+	SN52111JP	UA111R	0	ML211S
T05-8/1M	G	E+	E-	V-	T	T*S	R	V+	SFC2211	LM211H	0	ML211T
FLP-10/3G	N	T*F	E-	E+	V-	F*T	R	V+	ϕ	N	LM218F	0	ML218F
DIL-14/1C	N	N	T*F	E-	E+	V-	N	N	F*T	R	V+	ϕ	N	N	.	.	.	LM218D	0	ML218M
T05-8/1M	T*F	E-	E+	V-	F*T	R	V+	ϕ	TDB0118CM	LM218H	0	ML218T
DIL-14/1P	N	N	FT	E-	E+	V-	N	N	T*	R	V+	F*	N	N	.	.	UA301AD	LM301AJ14	0	ML301AP
DIL-8/1P	FT	E-	E+	V-	T*	R	V+	F*	SFC2301ADC	LM301AJ	0	ML301AS
T05-8/1M	FT	E-	E+	V-M	T*	R	V+	F*	SFC2301AH	LM301AH	0	ML301AT
DIL-14/1P	N	N	FT	E-	E+	V-	N	N	T*	R	V+	F*	N	N	.	.	LM301H	0	ML301P	
DIL-8/1P	FT	E-	E+	V-	T*	R	V+	F*	SFC2301ADC	LM201J	0	ML301S
T05-8/1M	FT	E-	E+	V-M	T*	R	V+	F*	SFC2301A	LM301H	0	ML301T
DIL-14/1P	N	N	N	E-	E+	V-	N	N	N	R	V+	N	N	N	.	.	SN72307JA	LM307D	0	ML307P
DIL-8/1P	N	E-	E+	V-	N	R	V+	N	SFC2307DC	LM307N	0	ML307S
T05-8/1M	N	E-	E+	V-M	N	R	V+	N	SFC2307H	LM307H	0	ML307T
DIL-14/1C	N	F	N	E-	E+	N	V-	N	N	R	V+	F*	N	N	.	.	SN72308AJA	LM308AD	0	ML308AM

TYPE NUMBER	MFR	APP	COMP	GBP MIN	SLEW RATE MIN	V _{S+} MAX	V _{S-} MAX	T _{OP} MAX	A _{VOL} MIN	V _{IO} MAX	I _B MAX	I _{IO} MAX	P _{TOT} MAX	I _{OUT} MIN	V _{OUT} MIN	V _{ICM} MAX	V _{IDF} MAX	dV _{IO} /dT MAX	P _O MAX	I _O MAX	CM RR MIN	PS RR MIN	R _{IN} MIN
ML308AT	OBS	SBA	EXT	.	.	+18V	-18V	70C	98dB	0.5MV	7NA	1NA	500MWF	1MA	13V	15V	1V	5uV/C	.	6MA	96dB	96dB	10M
ML308M	OBS	SBA	EXT	.	.	+18V	-18V	70C	88dB	7.5MV	7NA	1NA	500MWF	1MA	13V	15V	1V	30uV/C	.	6MA	80dB	80dB	10M
ML308T	OBS	SBA	EXT	.	.	+18V	-18V	70C	88dB	7.5MV	7NA	1NA	500MWF	1MA	13V	15V	1V	30uV/C	.	6MA	80dB	80dB	10M
ML311M	OBS	CPR	EXT	.	.	+18V	-18V	70C	100dB	7.5MV	250NA	50NA	500MWF	.	.	15V	30V	.	.	8MA	.	.	.
ML311P	OBS	CPR	EXT	.	.	+18V	-18V	70C	100dB	7.5MV	250NA	50NA	500MWF	.	.	15V	30V	.	.	8MA	.	.	.
ML311S	OBS	CPR	EXT	.	.	+18V	-18V	70C	100dB	7.5MV	250NA	50NA	500MWF	.	.	15V	30V	.	.	8MA	.	.	.
ML311T	OBS	CPR	EXT	.	.	+18V	-18V	70C	100dB	7.5MV	250NA	50NA	500MWF	.	.	15V	30V	.	.	8MA	.	.	.
ML318M	OBS	XSR	INT	.	50V/US	+20V	-20V	70C	88dB	10MV	500NA	200NA	500MWF	6MA	12V	15V	1V	.	.	8MA	70dB	65dB	500K
ML318T	OBS	XSR	INT	.	50V/US	+20V	-20V	70C	88dB	10MV	500NA	200NA	500MWF	6MA	12V	15V	1V	.	.	8MA	70dB	65dB	500K
ML709AF	OBS	GPU	EXT	.3MHZ	.15V/US	+18V	-18V	125C	88dB	2MV	200NA	50NA	570MWF	5MA	12V	10V	5V	10uV/C	108MW	.	80dB	80dB	350K
ML709AM	OBS	GPU	EXT	.3MHZ	.15V/US	+18V	-18V	125C	88dB	2MV	200NA	50NA	500MWF	5MA	12V	10V	5V	10uV/C	108MW	.	80dB	80dB	350K
ML709AT	OBS	GPU	EXT	.3MHZ	.15V/US	+18V	-18V	125C	88dB	2MV	200NA	50NA	500MWF	5MA	12V	10V	5V	10uV/C	108MW	.	80dB	80dB	350K
ML709CM	OBS	GPU	EXT	.3MHZ	.15V/US	+18V	-18V	70C	84dB	7.5MV	1.5uA	500NA	670MWF	5MA	12V	10V	5V	.	200MW	.	65dB	74dB	50K
ML709CP	OBS	GPU	EXT	.3MHZ	.15V/US	+18V	-18V	70C	84dB	7.5MV	1.5uA	500NA	670MWF	5MA	12V	10V	5V	.	200MW	.	65dB	74dB	50K
ML709CT	OBS	GPU	EXT	.3MHZ	.15V/US	+18V	-18V	70C	84dB	7.5MV	1.5uA	500NA	500MWF	5MA	12V	10V	5V	.	200MW	.	65dB	74dB	50K
ML709F	OBS	GPU	EXT	.3MHZ	.15V/US	+18V	-18V	125C	88dB	5MV	500NA	200NA	570MWF	5MA	12V	10V	5V	15uV/C	165MW	.	70dB	76dB	150K
ML709M	OBS	GPU	EXT	.3MHZ	.15V/US	+18V	-18V	125C	88dB	5MV	500NA	200NA	670MWF	5MA	12V	10V	5V	15uV/C	165MW	.	70dB	76dB	150K
ML709T	OBS	GPU	EXT	.3MHZ	.15V/US	+18V	-18V	125C	88dB	5MV	500NA	200NA	500MWF	5MA	12V	10V	5V	15uV/C	165MW	.	70dB	76dB	150K
ML741AF	OBS	GPK	INT	.4MHZ	0.3V/US	+22V	-22V	125C	94dB	3MV	80NA	30NA	570MWF	10MA	16V	15V	30V	15uV/C	150MW	.	80dB	86dB	1M
ML741AM	OBS	GPK	INT	.4MHZ	0.3V/US	+22V	-22V	125C	94dB	3MV	80NA	30NA	670MWF	10MA	16V	15V	30V	15uV/C	150MW	.	80dB	86dB	1M
ML741AT	OBS	GPK	INT	.4MHZ	0.3V/US	+22V	-22V	125C	94dB	3MV	80NA	30NA	500MWF	10MA	16V	15V	30V	15uV/C	150MW	.	80dB	86dB	1M
ML741CM	OBS	GPK	INT	.	0.2V/US	+18V	-18V	70C	86dB	6MV	500NA	200NA	670MWF	5MA	12V	15V	30V	.	85MW	3MA	70dB	76dB	300K
ML741CP	OBS	GPK	INT	.	0.2V/US	+18V	-18V	70C	86dB	6MV	500NA	200NA	670MWF	5MA	12V	15V	30V	.	85MW	3MA	70dB	76dB	300K
ML741CS	OBS	GPK	INT	.	0.2V/US	+18V	-18V	70C	86dB	6MV	500NA	200NA	310MWF	5MA	12V	15V	30V	.	85MW	3MA	70dB	76dB	300K
ML741CT	OBS	GPK	INT	.	0.2V/US	+18V	-18V	70C	86dB	6MV	500NA	200NA	500MWF	5MA	12V	15V	30V	.	85MW	3MA	70dB	76dB	300K
ML741F	OBS	GPK	INT	.	0.2V/US	+22V	-22V	125C	94dB	5MV	500NA	200NA	570MWF	5MA	12V	15V	30V	15uV/C	85MW	3MA	70dB	76dB	300K
ML741M	OBS	GPK	INT	.4MHZ	0.3V/US	+22V	-22V	125C	94dB	3MV	80NA	30NA	670MWF	5MA	12V	15V	30V	15uV/C	150MW	.	80dB	86dB	1M
ML741T	OBS	GPK	INT	.	0.2V/US	+22V	-22V	125C	94dB	5MV	500NA	200NA	500MWF	7MA	12V	15V	30V	.	85MW	3MA	70dB	76dB	300K
ML747CP	OBS	DGK	INT	.	0.2V/US	+18V	-18V	70C	88dB	6MV	500NA	200NA	670MWF	85MA	12V	15V	30V	.	85MW	3MA	70dB	76dB	300K
ML747CT	OBS	DGK	INT	.	0.2V/US	+18V	-18V	70C	88dB	6MV	500NA	200NA	500MWF	5MA	12V	15V	30V	.	85MW	3MA	70dB	76dB	300K
ML747F	OBS	DGK	INT	.	0.2V/US	+22V	-22V	125C	94dB	5MV	500NA	200NA	800MWF	5MA	12V	15V	30V	.	85MW	3MA	70dB	76dB	300K
ML747M	OBS	DGK	INT	.	0.2V/US	+22V	-22V	125C	94dB	5MV	500NA	200NA	670MWF	5MA	12V	15V	30V	.	85MW	3MA	70dB	76dB	300K
ML747T	OBS	DGK	INT	.	0.2V/US	+22V	-22V	125C	94dB	5MV	500NA	200NA	500MWF	5MA	12V	15V	30V	.	85MW	3MA	70dB	76dB	300K
ML748CP	OBS	GPU	EXT	.	0.2V/US	+22V	-22V	70C	86dB	6MV	500NA	200NA	670MWF	5MA	12V	15V	30V	.	85MW	3MA	70dB	76dB	300K
ML748CS	OBS	GPU	EXT	.	0.2V/US	+18V	-18V	70C	86dB	6MV	500NA	200NA	310MWF	5MA	12V	15V	30V	.	85MW	3MA	70dB	76dB	300K
ML748CT	OBS	GPU	EXT	.	0.2V/US	+18V	-18V	70C	86dB	6MV	500NA	200NA	500MWF	5MA	12V	15V	30V	.	85MW	3MA	70dB	76dB	300K
ML748F	OBS	GPU	EXT	.	0.2V/US	+22V	-22V	125C	94dB	5MV	500NA	200NA	570MWF	5MA	12V	15V	30V	.	85MW	3MA	70dB	76dB	300K
ML748M	OBS	GPU	EXT	.	0.2V/US	+22V	-22V	125C	94dB	5MV	500NA	200NA	670MWF	5MA	12V	15V	30V	.	85MW	3MA	70dB	76dB	300K
ML748S	OBS	GPU	EXT	.	.25V/US	+22V	-22V	125C	94dB	5MV	500NA	200NA	310MWF	5MA	10V	15V	30V	.	85MW	3MA	70dB	76dB	300K
ML748T	OBS	GPU	EXT	.	0.2V/US	+22V	-22V	125C	94dB	5MV	500NA	200NA	500MWF	5MA	12V	15V	30V	.	85MW	3MA	70dB	76dB	300K
ML1437P	OBS	DGU	EXT	.	0.1V/US	+18V	-18V	75C	84dB	7.5MV	1.5uA	0.5uA	750MWF	5MA	12V	18V	5V	10uV/C	225MW	.	65dB	74dB	50K
ML1436T	OBS	HVO	INT	.3MHZ	0.5V/US	+34V	-34V	75C	97dB	10MV	40NA	10NA	680MWF	1MA	20V	34V	68V	.	280MW	5MA	70dB	74dB	3M
ML1458S	OBS	DGK	INT	.5MHZ	0.3V/US	+18V	-18V	75C	86dB	6MV	0.5uA	0.2uA	750MWF	5MA	12V	15V	30V	50uV/C	170MW	6MA	70dB	76dB	300K
ML1458P	OBS	DGK	INT	.5MHZ	0.3V/US	+18V	-18V	75C	86dB	6MV	0.5uA	0.2uA	750MWF	5MA	12V	15V	30V	50uV/C	170MW	6MA	70dB	76dB	300K
ML1458T	OBS	DGK	INT	.5MHZ	0.3V/US	+18V	-18V	75C	86dB	6MV	0.5uA	0.2uA	680MWF	5MA	12V	15V	30V	50uV/C	170MW	6MA	70dB	76dB	300K
ML1536T	OBS	HVO	INT	.3MHZ	0.5V/US	+40V	-40V	125C	100dB	5MV	20NA	3NA	680MWF	1MA	30V	40V	80V	.	224MW	4MA	80dB	80dB	3M
ML1537M	OBS	DGU	EXT	.	0.1V/US	+18V	-18V	125C	88dB	5MV	0.5uA	0.2uA	750MWF	5MA	12V	18V	5V	10uV/C	225MW	.	70dB	76dB	150K
ML1558M	OBS	DGK	INT	.5MHZ	0.3V/US	+22V	-22V	125C	94dB	5MV	0.5uA	0.2uA	750MWF	5MA	12V	15V	30V	50uV/C	150MW	5MA	70dB	76dB	300K
ML1558S	OBS	DGK	INT	.5MHZ	0.3V/US	+22V	-22V	125C	94dB	5MV	0.5uA	0.2uA	750MWF	5MA	12V	15V	30V	50uV/C	150MW	5MA	70dB	76dB	300K
ML1558T	OBS	DGK	INT	.5MHZ	0.3V/US	+22V	-22V	125C	94dB	5MV	0.5uA	0.2uA	680MWF	5MA	12V	15V	30V	50uV/C	150MW	5MA	70dB	76dB	300K
ML4250CS	OBS	PRA	INT	.	.	+18V	-18V	70C	95dB	6MV	75NA	20NA	500MWF	1MA	12V	15V	30V	.	3MW	1MA	70dB	74dB	.
ML4250CT	OBS	PRA	INT	.	.	+18V	-18V	70C	95dB	6MV	75NA	20NA	500MWF	1MA	12V	15V	30V	.	3MW	1MA	70dB	74dB	.
ML4250T	OBS	PRA	INT	.	.	+18V	-18V	125C	100dB	5MV	50NA	10NA	500MWF	1MA	12V	15V	30V	.	2.7MW	90UA	70dB	76dB	.
MLF111G	MTU	CPR	EXT	.	.	+18V	-18V	125C	100dB	4MV	50pA	25pA	500MWF	8MA	.	15V	30V	.	.	6MA	.	.	.
MLF111U	MTU	CPR	EXT	.	.	+18V	-18V	125C	100dB	4MV	50pA	25pA	500MWF	8MA	.	15V	30V	.	.	6MA	.	.	.
MLF155AG	MTU	FET	INT	.5MHZ	3V/US	+22V	-22V	125C	94dB	2MV	50pA	10pA	670MWF	5MA	12V	20V	40V	5uV/C	.	4MA	85dB	85	

For detailed explanations of column heading notations, see App. A.

Also for ready references the more important abbreviations used in the column headings are listed below:

LEFT HAND PAGE

APP = application (codes at APP.E.)

CMRR = common mode rejection ratio

CMP = compensation (frequency)

dV_{IO}/dT = input offset voltage temperature drift

GBP = gain bandwidth product

I_B = input bias current

I_{IO} = input bias offset current

I_Q = quiescent supply current

MFR = manufacturer (codes at App.C.)

P_Q = quiescent power consumer

PSRR = power supply rejection ratio

V_{ICM} = common mode input voltage rating

V_{IDF} = differential input voltage rating

V_{IO} = input offset voltage

V_S = dc supply voltage

RIGHT HAND PAGE

Lead out coding summary (details at APP.G.) for different cases (APP.F.)

A = gain adjust

B = bias adjust

C = case

E- = inverting input

E+ = non-inverting input

F,F* = input frequency compensation

G = ground

J = high level input

K = output, open collector

L = output, open emitter

M = metal case

N = not connected

Q = special terminal

R,R* = outputs

S = strobe

T,T* = offset balance

V+ = +ve dc supply

V- = -ve dc supply

W = guard ring

X = blank position, no lead

++ = +ve supplementary dc supply

-- = -ve supplementary dc supply

ϕ,ϕ^* = output frequency compensation

CASE (APP.F.)	LD 1	LD 2	LD 3	LD 4	LD 5	LD 6	LD 7	LD 8	LD 9	LD 10	LD 11	LD 12	LD 13	LD 14	LD 15	LD 16	EUROPE SUBSTITUTION	USA SUBSTITUTION	IS	TYPE NUMBER	
T05-8/1M	F	E-	E+	V-M	N	R	V+	F*	N	N	R	V+	F*	N	N		SFC2308A	LM308A	0	ML308AT	
DIL-14/1C	N	F	N	E-	E+	N	V-	N	N	N	R	V+	F*	N	N		SN72308JA	LM308D	0	ML308M	
T05-8/1M	F	E-	E+	V-M	N	R	V+	F*	N	N	R	V+	F*	N	N		SFC2308	LM308H	0	ML308T	
DIL-14/1C	N	G	E+	E-	N	V-	T	T*S	R	N	V+	N	N	N			SFC2311EC	LM311D	0	ML311M	
DIL-14/1P	N	G	E+	E-	N	V-	T	T*S	R	N	V+	N	N	N			SFC2311EC	LM311D	0	ML311P	
DIL-8/1P	G	E+	E-	V-	T	T*S	R	V+									SFC2311DC	LM311N	0	ML311S	
T05-8/1M	N	G	E+	E-	V-	T	T*S	R	V+								SFC2311	LM311H	0	ML311T	
DIL-14/1C	N	N	T	F	E-	E+	V-	N	N	N	F*	R	V+	ϕ	N	N	SN72318JA	LM318D	0	ML318M	
T05-8/1M	T*	F	E-	E+	V-	F*T	R	V+	ϕ								TD0118CM	LM318H	0	ML318T	
FLP-10/3G	N	F	E-	E+	V-	ϕ	R	V+	F*	N							SN52709AFA	UA709AFM	0	ML709AF	
DIL-14/1C	N	N	F	E-	E+	V-	N	N	ϕ	R	V+	F*	N	N			LM709AJ	UA709ADM	0	ML709AM	
T05-8/1M	F	E-	E+	V-	ϕ	ϕ^*	V+	F*									TAA522	UA709AHM	0	ML709AT	
DIL-14/1C	N	N	F	E-	E+	V-	N	N	ϕ	R	V+	F*	N	N			TAA521A	UA709DC	0	ML709CM	
DIL-14/1P	N	N	F	E-	E+	V-	N	N	ϕ	R	V+	F*	N	N			TAA521A	UA709DC	0	ML709CP	
T05-8/1M	F	E-	E+	V-	ϕ	ϕ^*	V+	F*									TAA521	UA709HC	0	ML709CT	
FLP-10/3G	N	F	E-	E+	V-	ϕ	R	V+	F*	N							SN52709AFA	UA709FM	0	ML709F	
DIL-14/1C	N	N	F	E-	E+	V-	N	N	ϕ	R	V+	F*	N	N			SN52709AJ	UA709DM	0	ML709M	
T05-8/1M	F	E-	E+	V-	ϕ	ϕ^*	V+	F*									TAA522	UA709HM	0	ML709T	
FLP-10/3G	N	T	E-	E+	V-	T*	R	V+	N	N							SFC2741PM	UA741AFM	0	ML741AF	
DIL-14/1C	N	N	T	E-	E+	V-	N	N	T*	R	V+	N	N	N			LM741AD	UA741ADM	0	ML741AM	
T05-8/1M	T	E-	E+	V-M	T*	R	V+	N									TBA222	UA741AHM	0	ML741AT	
DIL-14/1P	N	N	T	E-	E+	V-	N	N	T*	R	V+	N	N	N			TBA221A	UA741DC	0	ML741CM	
DIL-14/1P	N	N	T	E-	E+	V-	N	N	T*	R	V+	N	N	N			TBA221A	UA741DC	0	ML741CP	
DIL-8/1P	T	E-	E+	V-	T*	R	V+	N									TBA221B	UA741TC	0	ML741CS	
T05-8/1M	T	E-	E+	V-M	T*	R	V+	N									TBA221	UA741HC	0	ML741CT	
FLP-10/3G	N	T	E-	E+	V-	T*	R	V+	N	N							SFC2741PM	UA741FM	0	ML741F	
DIL-14/1C	N	N	T	E-	E+	V-	N	N	T*	R	V+	N	N	N			LM741D	UA741DM	0	ML741M	
T05-8/1M	T	E-	E+	V-M	T*	R	V+	N									TBA222	UA741HM	0	ML741T	
DIL-14/1P	E-1	E+1	T1	V-	T2	E+2	E-2	T*2	V+2	R2	N	R1	V+1	T*1			TBB0747A	UA747DC	0	ML747CP	
T05-10/1M	R1	V+1	E-1	E+1	V-	E+2	E-2	V+2	R2	N							TBB0747	UA747HC	0	ML747CT	
FLP-14/3G	E-1	E+1	T1	V-	T2	E+2	E-2	T*2	V+2	R2	N	R1	V+1	T*1				LM747F	0	ML747F	
DIL-14/1C	E-1	E+1	T1	V-	T2	E+2	E-2	T*2	V+2	R2	N	R1	V+1	T*1				SFC2747KM	UA747DM	0	ML747M
T05-10/1M	R1	V+1	E-1	E+1	V-	E+2	E-2	V+2	R2	N							TBC0747	UA747HM	0	ML747T	
DIL-14/1P	N	N	FT	E-	E+	V-	N	N	T*	R	V+	F*	N	N			SN72748J	UA748DC	0	ML748CP	
DIL-8/1P	FT	E-	FT	E-	T*	R	V+	F*									TBB0748	UA748TC	0	ML748CS	
T05-8/1M	FT	E-	E+	V-	T*	R	V+	F*									TBB0748	UA748HC	0	ML748CT	
FLP-10/3G	N	FT	E-	E+	V-	T*	R	V+	F*	N							SN52748FA	UA748FM	0	ML748F	
DIL-14/1C	N	N	FT	E-	E+	V-	N	N	T*	R	V+	F*	N	N			SN52748JA	UA748DM	0	ML748M	
DIL-8/1C	FT	E-	E+	V-	T*	R	V+	F*									SN52748JP	LM748J	0	ML748S	
T05-8/1M	FT	E-	E+	V-	T*	R	V+	F*									TBC0748	UA748HM	0	ML748T	
DIL-14/1P	ϕ 2	R2	F2	F*2	E-2	E+2	V-	E+1	E-1	F1	F*1	R1	ϕ 1	V+			RC1437DC	MC1437L	0	ML1437P	
T05-8/1M	T	E-	E+	V+	T*	R	V+	N									LM343	MC1436G	0	ML1436T	
DIL-8/1P	R1	E-1	E+1	V-	E+2	E-2	R2	V+									TBB1458B	MC1458U	0	ML1458S	
DIL-14/1P	N	R1	N	N	E-1	E+1	V-	E+2	E-2	N	N	R2	N	V+			LM1458N14	MC1458L	0	ML1458P	
T05-8/1M	R1	E-1	E+1	V-	E+2	E-2	R2	V+									TBB1458	MC1458G	0	ML1458T	
T05-8/1M	T	E-	E+	V+	T*	R	V+	N									LM143	MC1536G	0	ML1536T	
DIL-14/1C	ϕ 2	R2	F2	F*2	E-2	E+2	V-	E+1	E-1	F1	F*1	R1	ϕ 1	V+			RM1537DC	MC1537L	0	ML1537M	
DIL-14/1C	N	R1	N	N	E-1	E+1	V-	E+2	E-2	N	N	R2	N	V+				MC1558L	0	ML1558M	
DIL-8/1C	R1	E-1	E+1	V-	E+2	E-2	R2	V+									LM1558J	MC1558U	0	ML1558S	
T05-8/1M	R1	E-1	E+1	V-	E+2	E-2	R2	V+									TBC1458	MC1558G	0	ML1558T	
DIL-8/1P	T	E-	E+	V-	T*	R	V+	B										LM4250CJ	0	ML4250CS	
T05-8/1M	T	E-	E+	V-	T*	R	V+	B										SG4250CT	LM4250CH	0	ML4250CT
T05-8/1M	T	E-	E+	V-	T*	R	V+	B										SG4250T	LM4250H	0	ML4250T
T05-8/1M	G	E+	E-	V-	T	T*S	R	V+										UAF111H	LF111H	0	MLF111G
DIL-8/1C	G	E+	E-	V-	T	T*S	R	V+												0	MLF111U
T05-8/1M	T	E-	E+	V-	T*	R	V+	N										UAF155AHM	LF155AH	0	MLF155AG
T05-8/1M	T	E-	E+	V-	T*	R	V+	N										UAF155HM	LF155H	0	MLF155G
T05-8/1M	T	E-	E+	V-	T*	R	V+	N										UAF156AHM	LF156AH	0	MLF156AG
T05-8/1M	T	E-	E+	V-	T*	R	V+	N										UAF156HM	LF156H	0	MLF156G
T05-8/1M	T	E-	E+	V-	T*	R	V+	N										UAF157AHM	LF157AH	0	MLF157AG

TYPE NUMBER	MFR	APP	COMP	GBP MIN	SLEW RATE MIN	V _S ⁺ MAX	V _S ⁻ MAX	T _{OP} MAX	A _{VOL} MIN	V _{IO} MAX	I _B MAX	I _{IO} MAX	P _{TOT} MAX	I _{OUT} MIN	V _{OUT} MIN	V _{ICM} MAX	V _{IDF} MAX	dV _{IO} /dT MAX	P _O MAX	I _O MAX	CM RR MIN	PS RR MIN	R _{IN} MIN
MLF157G	MTU	XSR	INT	4MHZ	6V/US	+22V	-22V	125C	94dB	5MV	100PA	50PA	670MWF	5MA	12V	20V	40V	20uV/C	.	7MA	85dB	85dB	0.1T
MLF211G	MTU	CPR	EXT	.	.	+18V	-18V	85C	100dB	4MV	50PA	25PA	500MWF	8MA	.	15V	30V	.	.	6MA	.	.	.
MLF211P	MTU	CPR	EXT	.	.	+18V	-18V	85C	100dB	4MV	50PA	25PA	500MWF	8MA	.	15V	30V	.	.	6MA	.	.	.
MLF211U	MTU	CPR	EXT	.	.	+18V	-18V	85C	100dB	4MV	50PA	25PA	500MWF	8MA	.	15V	30V	.	.	6MA	.	.	.
MLF311G	MTU	CPR	EXT	.	.	+18V	-18V	70C	100dB	10MV	150PA	75PA	500MWF	8MA	.	15V	30V	.	.	8MA	.	.	.
MLF311P	MTU	CPR	EXT	.	.	+18V	-18V	70C	100dB	10MV	150PA	75PA	500MWF	8MA	.	15V	30V	.	.	8MA	.	.	.
MLF311U	MTU	CPR	EXT	.	.	+18V	-18V	70C	100dB	10MV	150PA	75PA	500MWF	8MA	.	15V	30V	.	.	8MA	.	.	.
MLF355AG	MTU	FET	INT	.5MHZ	3V/US	+18V	-18V	70C	94dB	2MV	50PA	10PA	500MWF	5MA	12V	16V	30V	5uV/C	.	4MA	85dB	85dB	0.1T
MLF355G	MTU	FET	INT	.5MHZ	2V/US	+18V	-18V	70C	88dB	10MV	100PA	20PA	500MWF	5MA	12V	16V	30V	20uV/C	.	4MA	80dB	80dB	0.1T
MLF356AG	MTU	HSR	INT	4MHZ	10V/US	+18V	-18V	70C	94dB	2MV	50PA	10PA	500MWF	5MA	12V	16V	30V	5uV/C	.	10MA	85dB	85dB	0.1T
MLF356G	MTU	HSR	INT	1MHZ	7.5V/US	+18V	-18V	70C	88dB	10MV	200PA	50PA	500MWF	5MA	12V	16V	30V	20uV/C	.	10MA	80dB	80dB	0.1T
MLF357AG	MTU	XSR	INT	15MHZ	8V/US	+18V	-18V	70C	94dB	2MV	50PA	10PA	500MWF	5MA	12V	16V	30V	5uV/C	.	10MA	85dB	85dB	0.1T
MLF357G	MTU	XSR	INT	4MHZ	6V/US	+18V	-18V	70C	88dB	10MV	200PA	50PA	500MWF	5MA	12V	16V	30V	20uV/C	.	10MA	80dB	80dB	0.1T
MLM101AG	MTU	GPU	EXT	.	.	+22V	-22V	125C	94dB	2MV	75NA	10NA	500MWF	5MA	12V	15V	30V	15uV/C	.	3MA	80dB	80dB	1.5M
MLM101AU	MTU	GPU	EXT	.	.	+22V	-22V	125C	94dB	2MV	75NA	10NA	625MWF	5MA	12V	15V	30V	15uV/C	.	3MA	80dB	80dB	1.5M
MLM107G	MTU	GPK	INT	.	.	+22V	-22V	125C	94dB	2MV	75NA	10NA	500MWF	5MA	12V	15V	30V	15uV/C	.	3MA	80dB	80dB	1.5M
MLM107U	MTU	GPK	INT	.	.	+22V	-22V	125C	94dB	2MV	75NA	10NA	500MWF	5MA	12V	15V	30V	15uV/C	.	3MA	80dB	80dB	1.5M
MLM108AF	MTU	LBC	EXT	.	.	+20V	-20V	125C	98dB	0.5MV	2NA	0.2NA	500MWF	1MA	13V	15V	1V	5uV/C	.	6MA	96dB	96dB	30M
MLM108AG	MTU	LBC	EXT	.	.	+20V	-20V	125C	98dB	0.5MV	2NA	0.2NA	500MWF	1MA	13V	15V	1V	5uV/C	.	6MA	96dB	96dB	30M
MLM108AU	MTU	SBA	EXT	.	.	+20V	-20V	125C	98dB	0.5MV	2NA	0.2NA	500MWF	1MA	13V	15V	1V	5uV/C	.	6MA	96dB	96dB	30M
MLM108F	MTU	LBC	EXT	.	.	+20V	-20V	125C	96dB	2MV	2NA	0.2NA	500MWF	1MA	13V	15V	1V	15uV/C	.	6MA	85dB	80dB	30M
MLM108G	MTU	LBC	EXT	.	.	+20V	-20V	125C	96dB	2MV	2NA	0.2NA	500MWF	1MA	13V	15V	1V	15uV/C	.	6MA	85dB	80dB	30M
MLM108C	MTU	LBC	EXT	.	.	+20V	-20V	125C	96dB	2MV	2NA	0.2NA	500MWF	1MA	13V	15V	1V	15uV/C	.	6MA	85dB	80dB	30M
MLM110G	MTU	VFA	INT	.	15V/US	+18V	-18V	125C	0dB	4MV	3NA	.	500MWF	1MA	10V	15V	15V	50uV/C	.	6MA	.	70dB	10G
MLM111F	MTU	CPR	EXT	.	.	+18V	-18V	125C	100dB	3MV	100NA	10NA	500MWF	.	.	15V	30V	.	.	6MA	.	.	.
MLM111G	MTU	CPR	EXT	.	.	+18V	-18V	125C	100dB	3MV	100NA	10NA	680MWF	.	.	15V	30V	.	.	6MA	.	.	.
MLM111L	MTU	CPR	EXT	.	.	+18V	-18V	125C	100dB	3MV	100NA	10NA	625MWF	.	.	15V	30V	.	.	6MA	.	.	.
MLM124L	MTU	QLQ	INT	.	.	+16V	-16V	125C	94dB	5MV	150NA	30NA	900MWF	.	.	16V	16V	35uV/C	.	2MA	70dB	65dB	.
MLM124P	MTU	QLQ	INT	.	.	+16V	-16V	125C	94dB	5MV	150NA	30NA	900MWF	.	.	16V	16V	35uV/C	.	2MA	70dB	65dB	.
MLM139AL	MTU	QCP	EXT	.	.	+18V	-18V	125C	94dB	2MV	100NA	25NA	900MWF	.	.	18V	18V	.	.	2MA	.	.	.
MLM139L	MTU	QCP	EXT	.	.	+18V	-18V	125C	88dB	5MV	100NA	25NA	900MWF	.	.	18V	18V	.	.	2MA	.	.	.
MLM158G	MTU	DLQ	INT	.	.	+16V	-16V	125C	94dB	5MV	150NA	30NA	500MWF	10MA	.	16V	32V	30uV/C	.	3MA	70dB	65dB	.
MLM158U	MTU	DLQ	INT	.	.	+16V	-16V	125C	94dB	5MV	150NA	30NA	500MWF	10MA	.	16V	32V	30uV/C	.	3MA	70dB	65dB	.
MLM201AG	MTU	GPU	EXT	.	.	+22V	-22V	85C	94dB	2MV	75NA	10NA	500MWF	5MA	12V	15V	30V	15uV/C	.	3MA	80dB	80dB	1.5M
MLM201AP1	MTU	GPU	EXT	.	.	+22V	-22V	85C	94dB	2MV	75NA	10NA	625MWF	5MA	12V	15V	30V	15uV/C	.	3MA	80dB	80dB	1.5M
MLM201AU	MTU	GPU	EXT	.	.	+22V	-22V	85C	94dB	2MV	75NA	10NA	625MWF	5MA	12V	15V	30V	15uV/C	.	3MA	80dB	80dB	1.5M
MLM207G	MTU	GPK	INT	.	.	+22V	-22V	85C	94dB	2MV	75NA	10NA	500MWF	5MA	12V	15V	30V	15uV/C	.	3MA	80dB	80dB	1.5M
MLM210G	MTU	VFA	INT	.	15V/US	+18V	-18V	85C	0dB	4MV	3NA	.	500MWF	1MA	10V	15V	15V	50uV/C	.	6MA	.	70dB	10G
MLM211F	MTU	CPR	EXT	.	.	+18V	-18V	85C	100dB	3MV	100NA	10NA	500MWF	.	.	15V	30V	.	.	6MA	.	.	.
MLM211G	MTU	CPR	EXT	.	.	+18V	-18V	85C	100dB	3MV	100NA	10NA	680MWF	.	.	15V	30V	.	.	6MA	.	.	.
MLM211L	MTU	CPR	EXT	.	.	+18V	-18V	85C	100dB	3MV	100NA	10NA	625MWF	.	.	15V	30V	.	.	6MA	.	.	.
MLM224L	MTU	QGK	INT	.	.	+16V	-16V	85C	94dB	5MV	150NA	30NA	900MWF	.	.	16V	16V	35uV/C	.	2MA	70dB	65dB	.
MLM224P	MTU	QGK	INT	.	.	+16V	-16V	85C	94dB	5MV	150NA	30NA	570MWF	.	.	16V	16V	35uV/C	.	2MA	70dB	65dB	.
MLM239AL	MTU	QCP	EXT	.	.	+18V	-18V	85C	94dB	2MV	250NA	50NA	900MWF	6MA	.	18V	18V	.	.	2MA	.	.	.
MLM239AP	MTU	QCP	EXT	.	.	+18V	-18V	85C	94dB	2MV	250NA	50NA	900MWF	6MA	.	18V	18V	.	.	2MA	.	.	.
MLM239L	MTU	QCP	EXT	.	.	+18V	-18V	85C	88dB	5MV	250NA	50NA	900MWF	6MA	.	18V	18V	.	.	2MA	.	.	.
MLM239P	MTU	QCP	EXT	.	.	+18V	-18V	85C	88dB	5MV	250NA	50NA	900MWF	6MA	.	18V	18V	.	.	2MA	.	.	.
MLM301AG	MTU	GPU	EXT	.	.	+18V	-18V	75C	88dB	7.5MV	250NA	50NA	500MWF	5MA	12V	15V	30V	30uV/C	.	3MA	70dB	70dB	0.5M
MLM301AP1	MTU	GPU	EXT	.	.	+18V	-18V	75C	88dB	7.5MV	250NA	50NA	625MWF	5MA	12V	15V	30V	30uV/C	.	3MA	70dB	70dB	0.5M
MLM301AU	MTU	GPU	EXT	.	.	+18V	-18V	75C	88dB	7.5MV	250NA	50NA	625MWF	5MA	12V	15V	30V	30uV/C	.	3MA	70dB	70dB	0.5M
MLM307G	MTU	GPK	INT	.	.	+18V	-18V	70C	88dB	7.5MV	250NA	50NA	500MWF	5MA	12V	15V	30V	30uV/C	.	3MA	70dB	70dB	0.5M
MLM307P1	MTU	GPK	INT	.	.	+18V	-18V	70C	88dB	7.5MV	250NA	50NA	500MWF	5MA	12V	15V	30V	30uV/C	.	3MA	70dB	70dB	0.5M
MLM307U	MTU	GPK	INT	.	.	+18	-18	70C	88dB	7.5MV	250NA	50NA	500MWF	5MA	12V	15V	30V	30uV/C	.	3MA	70dB	70dB	0.5M
MLM308AF	MTU	LBC	EXT	.	.	+18V	-18V	70C	98dB	0.5MV	7NA	1NA	500MWF	1MA	13V	15V	1V	5uV/C	.	6MA	96dB	96dB	10M
MLM308AG	MTU	LBC	EXT	.	.	+18V	-18V	70C	98dB	0.5MV	7NA	1NA	500MWF	1MA	13V	15V	1V	5uV/C	.	6MA	96dB	96dB	10M
MLM308AP1	MTU	LBC	EXT	.	.	+18V	-18V	70C	98dB	0.5MV	7NA	1NA	500MWF	1MA	13V	15V	1V	5uV/C	.	6MA	96dB	96dB	10M
MLM308AU	MTU	LBC	EXT	.	.	+18V	-18V	70C	98dB	0.5MV	7NA	1NA	500MWF	1MA	13V	15V	1V	5uV/C	.	6MA	96dB	96dB	10M
MLM308F	MTU	LBC	EXT	.	.	+18V	-18V	70C	88dB	7.5MV	7NA	1NA	500MWF	1MA	13V	15V	1V	30uV/C	.	6MA	80dB	80dB	10M
MLM308G	MTU	LBC	EXT	.	.	+18V	-18V	70C	88dB	7.5MV	7NA	1NA	500MWF	1MA	13V	15V	1V	30uV/C					

For detailed explanations of column heading notations, see App. A.

Also for ready references the more important abbreviations used in the column headings are listed below:

LEFT HAND PAGE

- APP = application (codes at APP.E.)
- CMRR = common mode rejection ratio
- CMP = compensation (frequency)
- dV_{IO}/dT = input offset voltage temperature drift
- GBP = gain bandwidth product
- I_B = input bias current
- I_{IO} = input bias offset current
- I_Q = quiescent supply current
- MFR = manufacturer (codes at App.C.)
- P_Q = quiescent power consumer
- PSRR = power supply rejection ratio
- V_{CM} = common mode input voltage rating
- V_{DF} = differential input voltage rating
- V_{IO} = input offset voltage
- V_S = dc supply voltage

RIGHT HAND PAGE

- Lead out coding summary (details at APP.G.) for different cases (APP.F.)
- A = gain adjust
- B = bias adjust
- C = case
- E- = inverting input
- E+ = non-inverting input
- F,F* = input frequency compensation
- G = ground
- J = high level input
- K = output, open collector
- L = output, open emitter
- M = metal case
- N = not connected
- Q = special terminal
- R,R* = outputs
- S = strobe
- T,T* = offset balance
- V+ = +ve dc supply
- V- = -ve dc supply
- W = guard ring
- X = blank position, no lead
- ++ = +ve supplementary dc supply
- = -ve supplementary dc supply
- β, β^* = output frequency compensation

CASE (APP. F)	LD 1	LD 2	LD 3	LD 4	LD 5	LD 6	LD 7	LD 8	LD 9	LD 10	LD 11	LD 12	LD 13	LD 14	LD 15	LD 16	EUROPE SUBSTI-TUTE	USA SUBSTI-TUTE	I S S	TYPE NUMBER	
T05-8/1M	T	E-	E+	V-	T*	R	V+	N	UAF157HM	LF157H	0	MLF157G	
T05-8/1M	G	E+	E-	V-	T	T*	R	V+	LF211H	0	MLF211G	
DIL-8/1P	G	E+	E-	V-	T	T*	R	V+	MLF211U	0	MLF211P	
DIL-8/1C	G	E+	E-	V-	T	T*	R	V+	MLF211U	0	MLF211U	
T05-8/1M	G	E+	E-	V-	T	T*	R	V+	UAF311H	LF311H	0	MLF311G	
DIL-8/1P	G	E+	E-	V-	T	T*	R	V+	MLF211U	0	MLF311P	
DIL-8/1C	G	E+	E-	V-	T	T*	R	V+	MLF211U	0	MLF311U	
T05-8/1M	T	E-	E+	V-	T*	R	V+	N	UAF355AHC	LF355AH	0	MLF355AG	
T05-8/1M	T	E-	E+	V-	T*	R	V+	N	UAF355HC	LF355H	0	MLF355G	
T05-8/1M	T	E-	E+	V-	T*	R	V+	N	UA356AHC	LF356AH	0	MLF356AG	
T05-8/1M	T	E-	E+	V-	T*	R	V+	N	UA356HC	LF356H	0	MLF356G	
T05-8/1M	T	E-	E+	V-	T*	R	V+	N	UAF357AHC	LF357AH	0	MLF357AG	
T05-8/1M	T	E-	E+	V-	T*	R	V+	N	UAF357HC	LF357H	0	MLF357G	
T05-8/1M	FT	E-	E+	V-M	T*	R	V+	F*	SFC2101A	LM101AH	0	MLM101AG	
DIL-8/1C	FT	E-	E+	V-	T*	R	V+	F*	SNS2101AJ	SNS2101AJ	0	MLM101AU	
T05-8/1M	N	E-	E+	V-M	N	R	V+	N	SFC2107M	LM107H	0	MLM107G	
DIL-8/1C	N	E-	E+	V-	N	R	V+	N	SNS2107JP	LM107J	0	MLM107U	
FLP-10/3C	N	N	E-	E+	N	V-	R	V+	F*	F	UA108AF	LM108AJ	0	MLM108AF	
T05-8/1M	F	E-	E+	V-	N	R	V+	F*	SFC2108A	LM108AH	0	MLM108AG	
DIL-8/1C	F	E-	E+	V-	N	R	V+	F*	SFC2108A	LM108AH	0	MLM108AU	
FLP-10/3C	N	N	E-	E+	N	V-	R	V+	F*	F	SFC2108PM	LM108F	0	MLM108F	
T05-8/1M	F	E-	E+	V-	N	R	V+	F*	SFC2108M	LM108H	0	MLM108G	
DIL-8/1U	F	E-	E+	V-	N	R	V+	F*	LM108U	0	MLM108U	
T05-8/1M	T	N	E+	V-	L	R	V+	T*	SFC2110M	LM110H	0	MLM110G	
FLP-10/3C	G	E+	E-	N	V-	T	T*S	N	R	V+	SNS2111FA	LM111F	0	MLM111F	
T05-8/1M	G	E+	E-	V-	T	T*S	R	V+	SFC2111M	LM111H	0	MLM111G	
DIL-14/1C	N	N	G	E-	N	V-	T	T*S	R	N	V+	N	N	N	.	.	SNS2111J	LM111D	0	MLM111L	
DIL-14/1C	R1	E-1	E+1	V+	E+2	E-2	R2	R3	E-3	E+3	G	E+4	E-4	R4	.	.	.	LM124D	0	MLM124L	
DIL-14/1P	R1	E-1	E+1	V+	E+2	E-2	R2	R3	E-3	E+3	G	E+4	E-4	R4	.	.	.	LM124L	0	MLM124P	
DIL-14/1C	R2	R1	V+	E-1	E+1	E-2	E+2	E+3	E-3	E-4	E+4	G	R4	R3	.	.	.	LM139AD	0	MLM139AL	
DIL-14/1C	R2	R1	V+	E-1	E+1	E-2	E+2	E+3	E-3	E-4	E+4	G	R4	R3	.	.	.	LM139J	0	MLM139L	
T05-8/1M	R1	E-1	E+1	G	E+2	E-2	R2	V+	LM158H	0	MLM158G	
DIL-8/1C	R1	E-1	E+1	G	E+2	E-2	R2	V+	LM158U	0	MLM158U
T05-8/1M	FT	E-	E+	V-M	T*	R	V+	F*	SFC2101A	LM201AH	0	MLM201AG	
DIL-8/1P	FT	E-	E+	V-	T*	R	V+	F*	SNS2101AJ	SNS2101AJ	0	MLM201AP1	
DIL-8/1C	FT	E-	E+	V-	T*	R	V+	F*	SNS2101AJ	SNS2101AJ	0	MLM201AU	
T05-8/1M	N	E-	E+	V-M	N	R	V+	N	SFC2207	LM207H	0	MLM207G	
T05-8/1M	T	N	E-	V-	L	R	V+	T*	SFC2210	LM210H	0	MLM210G	
FLP-10/3C	G	E+	E-	N	V-	T	T*S	N	R	V+	SNS2111FA	LM211F	0	MLM211F	
T05-8/1M	G	E+	E-	V-	T	T*S	R	V+	SFC2211	LM211H	0	MLM211G	
DIL-14/1C	N	G	E+	E-	N	V-	T	T*S	R	N	V+	N	N	N	.	.	SNS2111J	LM211D	0	MLM211L	
DIL-14/1C	R1	E-1	E+1	V+	E+2	E-2	R2	R3	E-3	E+3	G	E+4	E-4	R4	.	.	SG224J	LM224J	0	MLM224L	
DIL-14/1P	R1	E-1	E+1	V+	E+2	E-2	R2	R3	E-3	E+3	G	E+4	E-4	R4	.	.	SG224J	LM224D	0	MLM224P	
DIL-14/1C	R2	R1	V+	E-1	E+1	E-2	E+2	E+3	E-3	E-4	E+4	G	R4	R3	.	.	.	LM239AD	0	MLM239AL	
DIL-14/1P	R2	R1	V+	E-1	E+1	E-2	E+2	E+3	E-3	E-4	E+4	G	R4	R3	.	.	.	LM239AJ	0	MLM239AP	
DIL-14/1C	R2	R1	V+	E-1	E+1	E-2	E+2	E+3	E-3	E-4	E+4	G	R4	R3	.	.	.	LM239J	0	MLM239L	
DIL-14/1P	FT	R1	V+	E-1	E+1	E-2	E+2	E+3	E-3	E-4	E+4	G	R4	R3	.	.	.	LM239J	0	MLM239P	
T05-8/1M	FT	E-	E+	V-	T*	R	V+	F*	SFC2301A	LM301AH	0	MLM301AG	
DIL-8/1P	FT	E-	E+	V-	T*	R	V+	F*	SFC2301ADC	LM301AJ	0	MLM301AP1	
DIL-8/1C	FT	E-	E+	V-	T*	R	V+	F*	SFC2301ADC	LM301AJ	0	MLM301AU	
T05-8/1M	N	E-	E+	V-M	N	R	V+	N	SFC2307	LM307H	0	MLM307G	
DIL-8/1P	N	E-	E+	V-	N	R	V+	N	SFC2307DC	LM307J	0	MLM307P1	
DIL-8/1C	N	E-	E+	V-	N	R	V+	N	SFC2307DC	LM307J	0	MLM307U	
FLP-10/3C	N	N	E-	E+	N	V-	R	V+	F*	F	LM208AF	0	MLM308AF	
T05-8/1M	F	E-	E+	V-M	N	R	V+	F*	SFC2308A	LM308AH	0	MLM308AG	
DIL-8/1P	F	E-	E+	V-	N	R	V+	F*	MLM308AU	0	MLM308AP1	
DIL-8/1C	F	E-	E+	V-	N	R	V+	F*	MLM308AP1	MLM308AP1	0	MLM308AU	
FLP-10/3C	N	N	E-	E+	N	V-	R	V+	F*	F	SFC2208PT	LM208F	0	MLM308F	
T05-8/1M	F	E-	E+	V-M	N	R	V+	F*	SFC2308A	LM308AH	0	MLM308G	
DIL-8/1P	F	E-	E+	V-	N	R	V+	F*	SFC2308DC	LM308N	0	MLM308P1	

TYPE NUMBER	MFR	APP	COMP	GBP MIN	SLEW RATE MIN	V _{S+} MAX	V _{S-} MAX	T _{OP} MAX	A _{VOL} MIN	V _{IO} MAX	I _B MAX	I _{IO} MAX	P _{TOT} MAX	I _{OUT} MIN	V _{OUT} MIN	V _{ICM} MAX	V _{IDF} MAX	dV _{IO} /dT MAX	P _O MAX	I _O MAX	CM RR MIN	PS RR MIN	R _{IN} MIN
MLM308U	MTU	LBC	EXT	.	.	+18V	-18V	70C	88dB	7.5MV	7NA	1NA	500MWF	1MA	13V	15V	1V	30UV/C	.	6MA	80dB	80dB	10M
MLM310G	MTU	VFA	INT	.	15V/US	+18V	-18V	70C	0dB	7.5MV	7NA	.	500MWF	1MA	10V	15V	15V	50UV/C	.	6MA	80dB	70dB	10G
MLM311F	MTU	CPR	EXT	.	.	+18V	-18V	70C	100dB	7.5MV	250NA	50NA	500MWF	.	.	15V	30V	.	.	8MA	.	.	.
MLM311G	MTU	CPR	EXT	.	.	+18V	-18V	70C	100dB	7.5MV	250NA	50NA	680MWF	.	.	15V	30V	.	.	8MA	.	.	.
MLM311L	MTU	CPR	EXT	.	.	+18V	-18V	70C	100dB	7.5MV	250NA	50NA	625MWF	.	.	15V	30V	.	.	8MA	.	.	.
MLM311P1	MTU	CPR	EXT	.	.	+18V	-18V	70C	100dB	7.5MV	250NA	50NA	625MWF	.	.	15V	30V	.	.	8MA	.	.	.
MLM324L	MTU	QLQ	INT	.	.	+16V	-16V	70C	88dB	7MV	250NA	50NA	900MWF	.	.	16V	16V	35UV/C	.	2MA	65dB	65dB	.
MLM324P	MTU	QLQ	INT	.	.	+16V	-16V	70C	88dB	7MV	250NA	50NA	900MWF	.	.	16V	16V	35UV/C	.	2MA	65dB	65dB	.
MLM339AL	MTU	QCP	EXT	.	.	+18V	-18V	70C	94dB	2MV	250NA	50NA	900MWF	6MA	.	18V	18V	.	.	2MA	.	.	.
MLM339AP	MTU	QCP	EXT	.	.	+18V	-18V	70C	94dB	2MV	250NA	50NA	900MWF	6MA	.	18V	18V	.	.	2MA	.	.	.
MLM339L	MTU	QCP	EXT	.	.	+18V	-18V	70C	88dB	5MV	250NA	50NA	900MWF	6MA	.	18V	18V	.	.	2MA	.	.	.
MLM339P	MTU	QCP	EXT	.	.	+18V	-18V	70C	88dB	5MV	250NA	50NA	900MWF	6MA	.	18V	18V	.	.	2MA	.	.	.
MLM358G	MTU	DLQ	INT	.	.	+16V	-16V	70C	88dB	7MV	250NA	50NA	500MWF	10MA	.	16V	32V	30UV/C	.	3MA	65dB	65dB	.
MLM358P1	MTU	DLQ	INT	.	.	+16V	-16V	70C	88dB	7MV	250NA	50NA	570MWF	10MA	.	16V	32V	30UV/C	.	3MA	65dB	65dB	.
MLM358U	MTU	DLQ	INT	.	.	+16V	-16V	70C	88dB	7MV	250NA	50NA	570MWF	10MA	.	16V	32V	30UV/C	.	3MA	65dB	65dB	.
MLM2901P	MTU	QCP	EXT	.	.	+18V	-18V	85C	88dB	7MV	250NA	50NA	900MWF	6MA	.	18V	18V	.	.	2MA	.	.	.
MLM2902P	MTU	QGK	INT	.	.	+16V	-16V	70C	88dB	7MV	250NA	50NA	900MWF	.	.	16V	16V	35UV/C	.	2MA	50dB	50dB	.
MLMC101A	MTU	GPU	EXT	.	.	+22V	-22V	125C	94dB	2MV	75NA	10NA	.	5MA	12V	15V	30V	15UV/C	.	3MA	80dB	80dB	1.5M
MLMC107	MTU	GPK	INT	.	.	+22V	-22V	125C	94dB	2MV	75NA	10NA	.	5MA	12V	15V	30V	15UV/C	.	3MA	80dB	80dB	1.5M
MLMC108	MTU	LBC	EXT	.	.	+20V	-20V	125C	96dB	2MV	2NA	0.2NA	.	1MA	13V	15V	1V	15UV/C	.	6MA	85dB	80dB	30M
MLMC108A	MTU	LBC	EXT	.	.	+20V	-20V	125C	98dB	0.5MV	2NA	0.2NA	.	1MA	13V	15V	1V	5UV/C	.	6MA	96dB	96dB	30M
MLMC110	MTU	VFA	INT	.	15V/US	+18V	-18V	125C	0dB	4MV	3NA	.	.	1MA	10V	15V	15V	50UV/C	.	6MA	.	70dB	10G
MLMC111	MTU	CPR	EXT	.	.	+18V	-18V	125C	100dB	3MV	100NA	10NA	.	.	.	15V	30V	.	.	6MA	.	.	.
MLMC124	MTU	QLQ	INT	.	.	+16V	-16V	125C	94dB	5MV	150NA	30NA	.	.	.	16V	16V	35UV/C	.	2MA	70dB	65dB	.
MLMC139	MTU	QCP	EXT	.	.	+18V	-18V	125C	88dB	5MV	100NA	25NA	.	.	.	18V	18V	.	.	2MA	.	.	.
MLMC139A	MTU	QCP	EXT	.	.	+18V	-18V	125C	94dB	2MV	100NA	25NA	.	.	.	18V	18V	.	.	2MA	.	.	.
MLMC158	MFR	DLQ	INT	.	.	+16V	-16V	125C	94dB	5MV	150NA	30NA	.	10MA	.	16V	32V	30UV/C	.	3MA	70dB	65dB	.
MLMC201A	MTU	GPU	EXT	.	.	+22V	-22V	85C	94dB	2MV	75NA	10NA	.	5MA	12V	15V	30V	15UV/C	.	3MA	80dB	80dB	1.5M
MLMC207	MTU	GPK	INT	.	.	+22V	-22V	85C	94dB	2MV	75NA	10NA	.	5MA	12V	15V	30V	15UV/C	.	3MA	80dB	80dB	1.5M
MLMC208	MTU	SBA	EXT	.	.	+20V	-20V	85C	96dB	2MV	2NA	0.2NA	.	1MA	13V	15V	1V	15UV/C	.	6MA	85dB	80dB	30M
MLMC208A	MTU	SBA	EXT	.	.	+20V	-20V	85C	98dB	0.5MV	2NA	0.2NA	.	1MA	13V	15V	1V	5UV/C	.	6MA	96dB	96dB	30M
MLMC210	MTU	VFA	INT	.	15V/US	+18V	-18V	85C	0dB	4MV	3NA	.	.	1MA	10V	15V	15V	50UV/C	.	6MA	.	70dB	10G
MLMC211	MTU	CPR	EXT	.	.	+18V	-18V	85C	100dB	3MV	100NA	10NA	.	.	.	15V	30V	.	.	6MA	.	.	.
MLMC224	MTU	QGK	INT	.	.	+16V	-16V	85C	94dB	5MV	150NA	30NA	.	.	.	16V	16V	35UV/C	.	2MA	70dB	65dB	.
MLMC239	MTU	QCP	EXT	.	.	+18V	-18V	85C	88dB	5MV	250NA	50NA	.	6MA	.	18V	18V	.	.	2MA	.	.	.
MLMC239A	MTU	QCP	EXT	.	.	+18V	-18V	85C	94dB	2MV	250NA	50NA	.	6MA	.	18V	18V	.	.	2MA	.	.	.
MLMC258	MTU	DGK	INT	.	.	+16V	-16V	85C	94dB	5MV	150NA	30NA	.	10MA	.	16V	32V	30UV/C	.	3MA	70dB	65dB	.
MLMC301A	MTU	GPU	EXT	.	.	+18V	-18V	75C	88dB	7.5MV	250NA	50NA	.	5MA	12V	15V	30V	30UV/C	.	3MA	70dB	70dB	0.5M
MLMC307	MTU	GPK	INT	.	.	+18V	-18V	70C	88dB	7.5MV	250NA	50NA	.	5MA	12V	15V	30V	30UV/C	.	3MA	70dB	70dB	0.5M
MLMC308	MTU	LBC	EXT	.	.	+18V	-18V	70C	88dB	7.5MV	7NA	1NA	.	1MA	13V	15V	1V	30UV/C	.	6MA	80dB	80dB	10M
MLMC308A	MTU	LBC	EXT	.	.	+18V	-18V	70C	98dB	0.5MV	7NA	1NA	.	1MA	13V	15V	1V	5UV/C	.	6MA	96dB	96dB	10M
MLMC310	MTU	VFA	INT	.	15V/US	+18V	-18V	70C	0dB	7.5MV	7NA	.	.	1MA	10V	15V	15V	50UV/C	.	6MA	.	70dB	10G
MLMC311	MTU	CPR	EXT	.	.	+18V	-18V	70C	100dB	7.5MV	250NA	50NA	.	.	.	15V	30V	.	.	8MA	.	.	.
MLMC324	MTU	QLQ	INT	.	.	+16V	-16V	70C	88dB	7MV	250NA	50NA	.	.	.	16V	16V	35UV/C	.	2MA	65dB	65dB	.
MLMC339	MTU	CPR	EXT	.	.	+18V	-18V	70C	88dB	5MV	250NA	50NA	.	6MA	.	18V	18V	.	.	2MA	.	.	.
MLMC339A	MTU	QCP	EXT	.	.	+18V	-18V	70C	94dB	2MV	250NA	50NA	.	6MA	.	18V	18V	.	.	2MA	.	.	.
MLMC358	MTU	DLQ	INT	.	.	+16V	-16V	70C	88dB	7MV	250NA	50NA	.	10MA	.	16V	32V	30UV/C	.	3MA	65dB	65dB	.
MLMC2902	MTU	QGK	INT	.	.	+16V	-16V	70C	88dB	7MV	250NA	50NA	.	.	.	16V	16V	35UV/C	.	2MA	50dB	50dB	.
MONO-OP-01CJ	PRU	HSR	INT	.	5V/US	+20V	-20V	70C	88dB	5MV	100NA	20NA	500MWF	6MA	12V	15V	30V	10UV/C	90MW	.	80dB	80dB	.
MONO-OP-01CP	OBS	HSR	INT	.	5V/US	+20V	-20V	70C	88dB	5MV	100NA	20NA	500MWF	6MA	12V	15V	30V	10UV/C	90MW	.	80dB	80dB	.
MONO-OP-01CY	PRU	HSR	INT	.	5V/US	+20V	-20V	70C	88dB	5MV	100NA	20NA	500MWF	6MA	12V	15V	30V	10UV/C	90MW	.	80dB	80dB	.
MONO-OP-01EJ	PRU	HSR	INT	.	5V/US	+22V	-22V	70C	94dB	2MV	50NA	2NA	500MWF	6MA	12V	15V	30V	8UV/C	90MW	.	80dB	80dB	.
MONO-OP-01EP	OBS	HSR	INT	.	5V/US	+22V	-22V	70C	94dB	2MV	50NA	2NA	500MWF	6MA	12V	15V	30V	8UV/C	90MW	.	80dB	80dB	.
MONO-OP-01EY	PRU	HSR	INT	.	5V/US	+22V	-22V	70C	94dB	2MV	50NA	2NA	500MWF	6MA	12V	15V	30V	8UV/C	90MW	.	80dB	80dB	.
MONO-OP-01FJ	PRU	HSR	INT	.	5V/US	+22V	-22V	125C	94dB	2MV	50NA	5NA	500MWF	6MA	12V	15V	30V	8UV/C	90MW	.	80dB	80dB	.
MONO-OP-01FL	PRU	HSR	INT	.	5V/US	+22V	-22V	125C	94dB	2MV	50NA	5NA	500MWF	6MA	12V	15V	30V	8UV/C	90MW	.	80dB	80dB	.
MONO-OP-01FP	OBS	HSR	INT	.	5V/US	+22V	-22V	125C	94dB	2MV	50NA	5NA	500MWF	6MA	12V	15V	30V	8UV/C	90MW	.	80dB	80dB	.
MONO-OP-01FY	PRU	HSR	INT	.	5V/US	+22V	-22V	125C	94dB	2MV	50NA	5NA	500MWF	6MA	12V	15V	30V	8UV/C	90MW	.	80dB	80dB	.
MONO-OP-01GJ	PRU	HSR	INT	.	5V/US	+20V	-20V	125C	88dB	5MV	100NA	20NA	500MWF	6MA	12V	15V	30V	10UV/C	90MW	.	80dB	80dB	.
MONO-OP-01GL	PRU	HSR	INT	.	5V/US	+20V	-20V	125C	88dB	5MV	100NA	20NA	500MWF	6MA	12V	15V	30V	10UV/C	90MW	.	80dB	80dB	.

For detailed explanations of column heading notations, see App. A.

Also for ready references the more important abbreviations used in the column headings are listed below:

LEFT HAND PAGE

APP = application (codes at APP.E.)

CMRR = common mode rejection ratio

CMP = compensation (frequency)

dV_{io}/dT = input offset voltage temperature drift

GBP = gain bandwidth product

I_b = input bias current

I_{io} = input bias offset current

I_o = quiescent supply current

MFR = manufacturer (codes at App.C.)

P_o = quiescent power consumer

PSRR = power supply rejection ratio

V_{icm} = common mode input voltage rating

V_{iof} = differential input voltage rating

V_{io} = input offset voltage

V_s = dc supply voltage

RIGHT HAND PAGE

Lead out coding summary (details at APP.G.) for different cases (APP.F.)

A = gain adjust

B = bias adjust

C = case

E- = inverting input

E+ = non-inverting input

F,F* = input frequency compensation

G = ground

J = high level input

K = output, open collector

L = output, open emitter

M = metal case

N = not connected

Q = special terminal

R,R* = outputs

S = strobe

T,T* = offset balance

V+ = +ve dc supply

V- = -ve dc supply

W = guard ring

X = blank position, no lead

++ = +ve supplementary dc supply

-- = -ve supplementary dc supply

f_o = output frequency compensation

CASE (APP.F.)	LD 1	LD 2	LD 3	LD 4	LD 5	LD 6	LD 7	LD 8	LD 9	LD 10	LD 11	LD 12	LD 13	LD 14	LD 15	LD 16	EUROPE SUBSTITUTE	USA SUBSTITUTE	IS S	TYPE NUMBER	
DIL-8/1C	F	E-	E+	V-	N	R	V+	F*	SFC2308DC	LM308N	0	MLM308U	
T05-8/1M	T	N	E+	V-	L	R	V+	T*	SFC2310EC	LM310H	0	MLM310G	
FLP-10/3C	G	E+	E-	N	V-	T	T*S	N	R	V+	SN72111FA	LM311F	0	MLM311F	
T05-8/1M	G	E+	E-	V-	T	T*S	R	V+	SFC2311	LM311H	0	MLM311G	
DIL-14/1C	N	G	E+	E-	N	V-	T	T*S	R	N	V+	N	N	N	.	.	SFC2311EC	LM311D	0	MLM311L	
DIL-8/1P	G	E+	E-	V-	T	T*S	R	V+	SFC2311DC	LM311N	0	MLM311P1	
DIL-14/1C	R1	E-1	E+1	V+	E+2	E-2	R2	R3	E-3	E+3	G	E+4	E-4	R4	.	.	.	LM324J	0	MLM324L	
DIL-14/1P	R1	E-1	E+1	V+	E+2	E-2	R2	R3	E-3	E+3	G	E+4	E-4	R4	.	.	.	LM324N	0	MLM324P	
DIL-14/1C	R2	R1	V+	E-1	E+1	E-2	E+2	E+3	E-3	E-4	E+4	G	R4	R3	.	.	.	LM339AJ	0	MLM339AL	
DIL-14/1P	R2	R1	V+	E-1	E+1	E-2	E+2	E+3	E-3	E-4	E+4	G	R4	R3	.	.	.	LM339AJ	0	MLM339AP	
DIL-14/1C	R2	R1	V+	E-1	E+1	E-2	E+2	E+3	E-3	E-4	E+4	G	R4	R3	.	.	.	LM339J	0	MLM339L	
DIL-14/1P	R2	R1	V+	E-1	E+1	E-2	E+2	E+3	E-3	E-4	E+4	G	R4	R3	.	.	.	LM339J	0	MLM339P	
T05-8/1M	R1	E-1	E+1	G	E+2	E-2	R2	V+	LM358H	0	MLM358G	
DIL-8/1P	R1	E-1	E+1	G	E+2	E-2	R2	V+	LM358N	0	MLM358P1	
DIL-8/1C	R1	E-1	E+1	G	E+2	E-2	R2	V+	LM358N	0	MLM358U	
DIL-14/1P	R2	R1	V+	E-1	E+1	E-2	E+2	E+3	E-3	E-4	E+4	G	R4	R3	.	.	.	LM2901N	0	MLM2901P	
DIL-14/1P	R1	E-1	E+1	V+	E+2	E-2	R2	R3	E-3	E+3	G	E+4	E-4	R4	.	.	.	LM2902N	0	MLM2902P	
CHP	0	MLMC101A
CHP	0	MLMC107
CHP	0	MLMC108
CHP	0	MLMC108A
CHP	0	MLMC110
CHP	0	MLMC111
CHP	0	MLMC124
CHP	0	MLMC139
CHP	0	MLMC139A
CHP	0	MLMC158
CHP	0	MLMC201A
CHP	0	MLMC207
CHP	0	MLMC208
CHP	0	MLM208A
CHP	0	MLMC210
CHP	0	MLMC211
CHP	0	MLMC224
CHP	0	MLMC239
CHP	0	MLMC239A
CHP	0	MLMC258
CHP	0	MLMC301A
CHP	0	MLMC307
CHP	0	MLMC308
CHP	0	MLMC308A
CHP	0	MLMC310
CHP	0	MLMC311
CHP	0	MLMC324
CHP	0	MLMC339
CHP	0	MLMC339A
CHP	0	MLMC358
CHP	0	MLMC2902
T05-8/1M	T	E-	E+	V-M	T*	R	V+	N	OP-01GJ	0	MONO-OP-01CJ	
DIL-14/1C	N	N	T	E-	E+	V-	N	N	T*	R	V+	N	N	N	.	.	.	OP-01CY	0	MONO-OP-01CP	
DIL-14/1C	N	N	T	E-	E+	V-	N	N	T*	R	V+	N	N	N	.	.	.	OP-01GY	0	MONO-OP-01CY	
T05-8/1M	T	E-	E+	V-M	T*	R	V+	N	OP-01FJ	0	MONO-OP-01EJ	
DIL-14/1C	N	N	T	E-	E+	V-	N	N	T*	R	V+	N	N	N	.	.	.	OP-01EY	0	MONO-OP-01EP	
DIL-14/1C	N	N	T	E-	E+	V-	N	N	T*	R	V+	N	N	N	.	.	.	OP-01FY	0	MONO-OP-01EY	
T05-8/1M	T	E-	E+	V-M	T*	R	V+	N	OP-01FJ	0	MONO-OP-01FJ	
FLP-10/3C	N	T	E-	E+	V-	T	R	V+	N	N	OP-01FL	0	MONO-OP-01FL	
DIL-14/1C	N	N	T	E-	E+	V-	N	N	T*	R	V+	N	N	N	.	.	.	OP-01FY	0	MONO-OP-01FP	
DIL-14/1C	N	N	T	E-	E+	V-	N	N	T*	R	V+	N	N	N	.	.	.	OP-01Y	0	MONO-OP-01FY	
T05-8/1M	T	E-	E+	V-M	T*	R	V+	N	OP-01GJ	0	MONO-OP-01GJ	
FLP-10/3C	N	T	E-	E+	V-	T	R	V+	N	N	OP-01GL	0	MONO-OP-01GL	

TYPE NUMBER	MFR	APP	CMP	GBP MIN	SLEW RATE MIN	V _S ⁺ MAX	V _S ⁻ MAX	T _{OP} MAX	A _{VOL} MIN	V _{IO} MAX	I _B MAX	I _{IO} MAX	P _{TOT} MAX	I _{OUT} MIN	V _{OUT} MIN	V _{ICM} MAX	V _{IDF} MAX	dV _{IO} /dT MAX	P _O MAX	I _O MAX	CM RR MIN	PS RR MIN	R _{IN} MIN
MONO-OP-01GP	OBS	HSR	INT	.	5V/uS	+20V	-20V	125C	88dB	5MV	100NA	20NA	500MWF	6MA	12V	15V	30V	10uV/C	90MW	.	80dB	80dB	.
MONO-OP-01GY	PRU	HSR	INT	.	5V/uS	+20V	-20V	125C	88dB	5MV	100NA	20NA	500MWF	6MA	12V	15V	30V	10uV/C	90MW	.	80dB	80dB	.
MONO-OP-01HJ	PRU	HSR	INT	.	5V/uS	+22V	-22V	70C	94dB	0.7MV	30NA	2NA	500MWF	6MA	12V	15V	30V	5uV/C	60MW	.	90dB	90dB	.
MONO-OP-01HP	OBS	HSR	INT	.	5V/uS	+22V	-22V	70C	94dB	0.7MV	30NA	2NA	500MWF	6MA	12V	15V	30V	5uV/C	60MW	.	90dB	90dB	.
MONO-OP-01HY	PRU	HSR	INT	.	5V/uS	+22V	-22V	70C	94dB	0.7MV	30NA	2NA	500MWF	6MA	12V	15V	30V	5uV/C	60MW	.	90dB	90dB	.
MONO-OP-01J	PRU	HSR	INT	.	5V/uS	+22V	-22V	125C	94dB	0.7MV	30NA	2NA	500MWF	6MA	12V	15V	30V	5uV/C	60MW	.	90dB	90dB	.
MONO-OP-01L	PRU	HSR	INT	.	5V/uS	+22V	-22V	125C	94dB	0.7MV	30NA	2NA	500MWF	6MA	12V	15V	30V	5uV/C	60MW	.	90dB	90dB	.
MONO-OP-01P	OBS	HSR	INT	.	5V/uS	+22V	-22V	125C	94dB	0.7MV	30NA	2NA	500MWF	6MA	12V	15V	30V	5uV/C	60MW	.	90dB	90dB	.
MONO-OP-01Y	PRU	HSR	INT	.	5V/uS	+22V	-22V	125C	94dB	0.7MV	30NA	2NA	500MWF	6MA	12V	15V	30V	5uV/C	60MW	.	90dB	90dB	.
MONO-OP-05AJ	PRU	PIA	INT	.3MHZ	0.1V/uS	+22V	-22V	125C	110dB	.15MV	2NA	2NA	500MWF	10MA	12V	22V	30V	0.9uV/C	120MW	.	114dB	100dB	30M
MONO-OP-05AL	PRU	PIA	INT	.3MHZ	0.1V/uS	+22V	-22V	125C	110dB	.15MV	2NA	2NA	500MWF	10MA	12V	22V	30V	0.9uV/C	120MW	.	114dB	100dB	30M
MONO-OP-05AY	PRU	PIA	INT	.3MHZ	0.1V/uS	+22V	-22V	70C	100dB	1.3MV	7NA	6NA	500MWF	10MA	12V	22V	30V	4.5uV/C	150MW	.	100dB	90dB	8M
MONO-OP-05CJ	PRU	PIA	INT	.3MHZ	0.1V/uS	+22V	-22V	70C	100dB	1.3MV	7NA	6NA	500MWF	10MA	12V	22V	30V	4.5uV/C	150MW	.	100dB	90dB	8M
MONO-OP-05CJ	PRU	PIA	INT	.3MHZ	0.1V/uS	+22V	-22V	70C	100dB	1.3MV	7NA	6NA	500MWF	10MA	12V	22V	30V	4.5uV/C	150MW	.	100dB	90dB	8M
MONO-OP-05EJ	PRU	PIA	INT	.3MHZ	0.1V/uS	+22V	-22V	70C	106dB	0.5MV	4NA	3.8NA	500MWF	10MA	12V	22V	30V	2uV/C	120MW	.	110dB	94dB	15M
MONO-OP-05EY	PRU	PIA	INT	.3MHZ	0.1V/uS	+22V	-22V	70C	106dB	0.5MV	4NA	3.8NA	500MWF	10MA	12V	22V	30V	2uV/C	120MW	.	110dB	94dB	15M
MONO-OP-05J	PRU	PIA	INT	.3MHZ	0.1V/uS	+22V	-22V	125C	106dB	0.5MV	3NA	2.8NA	500MWF	10MA	12V	22V	30V	2uV/C	120MW	.	114dB	100dB	20M
MONO-OP-05L	PRU	PIA	INT	.3MHZ	0.1V/uS	+22V	-22V	125C	106dB	0.5MV	3NA	2.8NA	500MWF	10MA	12V	22V	30V	2uV/C	120MW	.	114dB	100dB	20M
MONO-OP-05Y	PRU	PIA	INT	.3MHZ	0.1V/uS	+22V	-22V	125C	106dB	0.5MV	3NA	2.8NA	500MWF	10MA	12V	22V	30V	2uV/C	120MW	.	114dB	100dB	20M
MONO-OP-10AY	PRU	DPI	INT	.3MHZ	.06V/uS	+22V	-22V	125C	106dB	0.5MV	3NA	2.8NA	500MWF	10MA	12V	22V	30V	2uV/C	120MW	.	114dB	100dB	20M
MONO-OP-10CY	PRU	DPI	INT	.3MHZ	.06V/uS	+22V	-22V	70C	102dB	1.3MV	7NA	6NA	500MWF	10MA	12V	22V	30V	4.5uV/C	150MW	.	100dB	90dB	8M
MONO-OP-10EY	PRU	DPI	INT	.3MHZ	.06V/uS	+22V	-22V	70C	106dB	0.5MV	4NA	3.8NA	500MWF	10MA	12V	22V	30V	2uV/C	120MW	.	110dB	94dB	15M
MONO-OP-10Y	PRU	DPI	INT	.3MHZ	.06V/uS	+22V	-22V	125C	106dB	0.5MV	3NA	2.8NA	500MWF	10MA	12V	22V	30V	2uV/C	120MW	.	114dB	100dB	20M
N5556T	SJU	SBA	INT	.5MHZ	1V/uS	+18V	-18V	70C	96dB	10MV	30NA	10NA	500MWF	5MA	11V	18V	18V	40uV/C	90MW	3MA	70dB	74dB	1M
N5556V	SJU	SBA	INT	.5MHZ	1V/uS	+18V	-18V	70C	96dB	10MV	30NA	10NA	680MWF	5MA	11V	18V	18V	40uV/C	90MW	3MA	70dB	74dB	1M
N5558F	OBS	DGK	INT	.5MHZ	0.3V/uS	+18V	-18V	75C	86dB	6MV	0.5UA	0.2UA	750MWF	5MA	12V	15V	30V	50uV/C	170MW	6MA	70dB	76dB	300K
N5558T	SJU	DGK	INT	.5MHZ	0.3V/uS	+18V	-18V	75C	88dB	6MV	0.5UA	0.2UA	500MWF	5MA	12V	15V	30V	.	125MW	6MA	70dB	76dB	300K
N5558V	SJU	DGK	INT	.5MHZ	0.3V/uS	+18V	-18V	75C	88dB	6MV	0.5UA	0.2UA	400MWF	5MA	12V	15V	30V	.	125MW	6MA	70dB	76dB	300K
N5709A	OBS	GPU	EXT	.3MHZ	.15V/uS	+18V	-18V	70C	84dB	7.5MV	1.5UA	500NA	670MWF	5MA	12V	10V	5V	.	200MW	.	65dB	74dB	50K
N5709G	OBS	GPU	EXT	.3MHZ	.15V/uS	+18V	-18V	125C	88dB	5MV	500NA	200NA	500MWF	5MA	12V	10V	5V	15uV/C	165MW	.	70dB	76dB	150K
N5709T	OBS	GPU	EXT	.3MHZ	.15V/uS	+18V	-18V	70C	84dB	7.5MV	1.5UA	500NA	500MWF	5MA	12V	10V	5V	.	200MW	.	65dB	74dB	50K
N5709Y	OBS	GPU	EXT	.3MHZ	.15V/uS	+18V	-18V	125C	88dB	5MV	500NA	200NA	750MWF	5MA	12V	10V	5V	15uV/C	165MW	.	70dB	76dB	150K
N5710A	OBS	CPR	EXT	.	.	+14V	-6V	70C	60dB	5MV	25UA	5UA	500MWF	5MA	2.5V	7V	5V	20uV/C	150MW	.	70dB	.	.
N5710T	OBS	CPR	EXT	.	.	+14V	-6V	70C	60dB	5MV	25UA	5UA	500MWF	5MA	2.5V	7V	5V	20uV/C	150MW	.	70dB	.	.
N5711A	OBS	DCP	EXT	.	.	+14V	-7V	70C	57dB	5MV	100UA	15UA	670MWF	5MA	2.5V	7V	5V	20uV/C	230MW
N5711K	OBS	DCP	EXT	.	.	+14V	-7V	70C	57dB	5MV	100UA	15UA	500MWF	5MA	2.5V	7V	5V	20uV/C	230MW
N5733K	OBS	BDO	EXT	20MHZ	.	+8V	-8V	70C	48dB	6MV	30UA	5UA	500MWF	2MA	1.5V	6V	5V	.	.	24MA	60dB	50dB	2K
N5741A	OBS	GPK	INT	.	0.2V/uS	+18V	-18V	70C	86dB	6MV	500MA	200NA	670MWF	5MA	12V	15V	30V	.	85MW	3MA	70dB	76dB	300K
N5741T	OBS	GPK	INT	.	0.2V/uS	+18V	-18V	70C	86dB	6MV	500MA	200NA	500MWF	5MA	12V	15V	30V	.	.	3MA	70dB	76dB	300K
N5741V	OBS	GPK	INT	.	0.2V/uS	+18V	-18V	70C	86dB	6MV	500MA	200NA	310MWF	5MA	12V	15V	30V	.	.	3MA	70dB	76dB	300K
N5747A	OBS	DGK	INT	.	0.2V/uS	+18V	-18V	70C	88dB	6MV	500NA	200NA	670MWF	5MA	12V	15V	30V	.	85MW	3MA	70dB	76dB	300K
N5747F	OBS	DGK	INT	.	0.2V/uS	+18V	-18V	70C	88dB	6MV	500NA	200NA	670MWF	5MA	12V	15V	30V	.	85MW	3MA	70dB	76dB	300K
N5748A	OBS	GPU	EXT	.	0.2V/uS	+22V	-22V	70C	86dB	6MV	500NA	200NA	670MWF	5MA	12V	15V	30V	.	85MW	3MA	70dB	76dB	300K
N5748T	OBS	GPU	EXT	.	0.2V/uS	+18V	-18V	70C	86dB	6MV	500NA	200NA	500MWF	5MA	12V	15V	30V	.	85MW	3MA	70dB	76dB	300K
N5748Y	OBS	GPU	EXT	.	0.2V/uS	+18V	-18V	70C	86dB	6MV	500NA	200NA	310MWF	5MA	12V	15V	30V	.	85MW	3MA	70dB	76dB	300K
NE515A	SJU	PIA	EXT	.	.	+6V	-6V	125C	68dB	3MV	31UA	.	.	30MA	5.3V	1.5V	5V	.	.	7MA	94dB	.	1K7
NE515G	SJU	PIA	EXT	.	.	+6V	-6V	75C	68dB	3MV	31UA	.	.	30MA	5.3V	1.5V	5V	.	.	7MA	94dB	.	1K7
NE515K	SJU	PIA	EXT	.	.	+6V	-6V	75C	68dB	3MV	31UA	.	.	30MA	5.3V	1.5V	5V	.	.	7MA	94dB	.	1K7
NE527A	MUG	CPR	EXT	.	.	+15V	-15V	70C	66dB	6MV	2UA	.75UA	600MWF	.	1V	6V	5V	200K
NE527N(14)	MUG	CPR	EXT	.	.	+15V	-15V	70C	66dB	6MV	2UA	.75UA	600MWF	.	1V	6V	5V	200K
NE527K	SJU	CPR	EXT	.	.	+15V	-15V	70C	66dB	6MV	2UA	0.5UA	600MWF	.	1V	6V	5V	200K
NE529A	MUG	CPR	EXT	.	.	+15V	-15V	70C	66dB	6MV	20UA	5UA	600MWF	.	1V	6V	5V	3K
NE529K	SJU	CPR	EXT	.	.	+15V	-15V	125C	66dB	6MV	20UA	5UA	600MWF	.	1V	6V	5V	3K
NE529N(14)	MUG	CPR	EXT	.	.	+15V	-15V	70C	66dB	6MV	20UA	5UA	600MWF	.	1V	6V	5V	3K
NE531N(8)	MUG	HSR	EXT	.5MHZ	20V/uS	+22V	-22V	70C	86dB	6MV	1.5UA	0.2NA	300MWF	.	.	15V	15V	.	300MW	10MA	70dB	76dB	10M
NE531T	SJU	HSR	EXT	.5MHZ	15V/uS	+22V	-22V	70C	86dB	6MV	1.5UA	200NA	300MWF	.	.	15V	15V	.	300MW	10MA	70dB	76dB	10M
NE531V	SJU	HSR	EXT	.5MHZ	20V/uS	+22V	-22V	70C	86dB	6MV	1.5UA	200NA	300MWF	.	.	15V	15V	.	300MW	10MA	70dB	76dB	10M
NE532N(8)	SJU	DGK	INT	.3MHZ	.	+15V	-15V	70C	84dB	7.5MV	500NA	150NA	.	.	14V	14V	16V	20uV/C	.	2MA	60dB	80dB	.
NE532T	SJU	DGK	INT	.3MHZ	.	+15V	-15V	70C	84dB	7.5MV	500NA	150NA	.	.	14V	14V	16V	20uV/C	.	2MA	60dB	80dB	.
NE532V	SJU	DGK	INT	.3MHZ	.	+15V	-15V	70C	84dB	7.5MV	500NA	150NA	.	.	14V	14V	16V	20uV/C	.	2MA	60dB	80dB	.

For detailed explanations of column heading notations, see App. A
 Also for ready references the more important abbreviations used in the column headings are listed below:

LEFT HAND PAGE
 APP = application (codes at APP.E.)
 CMRR = common mode rejection ratio
 CMP = compensation (frequency)
 dV_{IO}/dT = input offset voltage temperature drift
 GBP = gain bandwidth product
 I_B = input bias current
 I_{IO} = input bias offset current
 I_O = quiescent supply current
 MFR = manufacturer (codes at App.C.)
 P_O = quiescent power consumer
 PSRR = power supply rejection ratio
 V_{ICM} = common mode input voltage rating
 V_{IDF} = differential input voltage rating
 V_{IO} = input offset voltage
 V_S = dc supply voltage

RIGHT HAND PAGE
 Lead out coding summary (details at APP.G.) for different cases (APP.F.)
 A = gain adjust
 B = bias adjust
 C = case
 E- = inverting input
 E+ = non-inverting input
 F,F* = input frequency compensation
 G = ground
 J = high level input
 K = output, open collector
 L = output, open emitter
 M = metal case
 N = not connected
 Q = special terminal
 R,R* = outputs
 S = strobe
 T,T* = offset balance
 V = +ve dc supply
 V- = -ve dc supply
 W = guard ring
 X = blank position, no lead
 + + = +ve supplementary dc supply
 - - = -ve supplementary dc supply
 θ, θ^* = output frequency compensation

CASE (APP.F.)	LD 1	LD 2	LD 3	LD 4	LD 5	LD 6	LD 7	LD 8	LD 9	LD 10	LD 11	LD 12	LD 13	LD 14	LD 15	LD 16	EUROPE SUBSTITUTION	USA SUBSTITUTION	IS S	TYPE NUMBER
DIL-14/1C	N	N	T	E-	E+	V-	N	N	T*	R	V+	N	N	N	.	.	.	OP-01GY	O	MONO-OP-01GP
DIL-14/1C	N	N	T	E-	E+	V-	N	N	T*	R	V+	N	N	N	.	.	.	OP-01GY	O	MONO-OP-01GY
T05-8/1M	T	E-	E+	V-M	T*	R	V+	N	OP-01HJ	O	MONO-OP-01HJ
DIL-14/1C	N	N	T	E-	E+	V-	N	N	T*	R	V+	N	N	N	.	.	.	OP-01HY	O	MONO-OP-01HP
DIL-14/1C	N	N	T	E-	E+	V-	N	N	T*	R	V+	N	N	N	.	.	.	OP-01HY	O	MONO-OP-01HY
T05-8/1M	T	E-	E	V-M	T*	R	V+	N	OP-01J	.	MONO-OP-01J
FLP-10/3C	N	T	E-	E+	V-	T	R	V+	N	N	OP-01L	O	MONO-OP-01L
DIL-14/1C	N	N	T	E-	E+	V-	N	N	T*	R	V+	N	N	N	.	.	.	OP-01Y	O	MONO-OP-01P
DIL-14/1C	N	N	T	E-	E+	V-	N	N	T*	R	V+	N	N	N	.	.	.	OP-01Y	O	MONO-OP-01Y
T05-8/1M	T	E-	E+	V-M	N	R	V+	T*	OP-05AJ	O	MONO-OP-05AJ
FLP-10/3C	N	T	E-	E+	V	N	R	V+	T*	N	OP-05AL	O	MONO-OP-05AL
DIL-14/1C	N	N	T	E-	E+	V-	N	N	N	R	V+	T*	N	N	.	.	.	OP-05AY	O	MONO-OP-05AY
T05-8/1M	T	E-	E+	V-M	N	R	V+	T*	OP-05EY	O	MONO-OP-05CJ
DIL-14/1C	N	N	T	E-	E+	V-	N	N	N	R	V+	T*	N	N	.	.	.	OP-05CY	O	MONO-OP-05CY
T05-8/1M	T	E-	E+	V-M	N	R	V+	T*	OP-05EJ	O	MONO-OP-05EJ
DIL-14/1C	N	N	T	E-	E+	V-	N	N	N	R	V+	T*	N	N	.	.	.	OP-05EY	O	MONO-OP-05EY
T05-8/1M	T	E-	E+	V-M	N	R	V+	T*	OP-05J	.	MONO-OP-05J
FLP-10/3C	N	T	E-	E+	V-	N	R	V+	T*	N	OP-05L	O	MONO-OP-05L
DIL-14/1C	N	N	T	E-	E+	V-	N	N	N	R	V+	T*	N	N	.	.	.	OP-05Y	O	MONO-OP-05Y
DIL-14/1C	T1	T*1	E-1	E+1	V-2	R2	V+2	T2	T*2	E-2	E+2	V-1	R1	V+1	.	.	.	OP-10AY	O	MONO-OP-10AY
DIL-14/1C	T1	T*1	E-1	E+1	V-2	R2	V+2	T2	T*2	E-2	E+2	V-1	R1	V+1	.	.	.	OP-10CY	O	MONO-OP-10CY
DIL-14/1C	T1	T*1	E-1	E+1	V-2	R2	V+2	T2	T*2	E-2	E+2	V-1	R1	V+1	.	.	.	OP-10Y	O	MONO-OP-10Y
T05-8/1M	T	E-	E+	V-	T*	R	V+	N	MC1456G	MC1456T	O	N5556T
DIL-8/1P	T	E-	E+	V-	T*	R	V+	N	RC1556NB	MC1456V	O	N5556V
DIL-14/1C	N	R1	N	N	E-1	E+1	V-	E+2	E-2	N	N	R2	N	V+	.	.	LM1458N14	MC1458L	O	N5558F
T05-8/1M	R1	E-1	E+1	V-	E+2	E-2	R2	V+	TBB1458	MC1458G	O	N5558T
DIL-8/1P	R1	E-1	E+1	V-	E+2	E-2	R2	V+	TBB1458B	MC1458U	O	N5558U
DIL-14/1P	N	N	F	E-	E+	V-	N	N	.	R	V+	F*	N	N	.	.	TAAS21A	UA709DC	O	N5709A
FLP-10/3C	N	F	E-	E+	V-	.	R	V+	F*	N	UA709FM	MC1709F	O	N5709G
T05-8/1M	F	E-	E+	V-	.	θ^* R	V+	F*	TAAS21	UA709HC	O	N5709T
DIL-8/1P	F	E-	E+	V-	.	R	V+	F*	SNS2709AJP	MC1709U	O	N5709V
DIL-14/1P	N	G	E+	E-	N	V-	N	N	R	N	V+	N	N	N	.	.	SFC2710EC	UA710DC	O	N5710A
T05-8/1M	G	E+	E-	N	N	N	R	V+	SFC2710C	UA710HC	O	N5710T
DIL-14/1P	N	E-1	E+1	V-	E+2	E-2	N	N	S2	R	V+	G	S1	N	.	.	SFC2711EC	UA711DC	O	N5711A
T05-10/1M	G	S1	E-1	E+1	V-	E+2	E-2	S2	R	V+	SFC2711C	UA711HC	O	N5711K
T05-10/1M	E-	E+	A2	A*2	V-	R	R*	V+	A1	A*1	LM733CH	UA733HC	O	N5733K
DIL-14/1P	N	N	T	E-	E+	V-	N	N	T*	R	V+	N	N	N	.	.	TBA221A	UA741DC	O	N5741A
T05-8/1M	T	E-	E+	V-M	T*	R	V+	N	TBA221	UA741HC	O	N5741T
DIL-8/1P	T	E-	E+	V-	T*	R	V+	N	TBA221B	UA741TC	O	N5741V
DIL-14/1P	E-1	E+1	T1	V-	T2	E+2	E-2	T*2	V+2	R2	N	R1	V+1	T*1	.	.	TBB0747A	UA747DC	O	N5747A
DIL-14/1C	E-1	E+1	T1	V-	T2	E+2	E-2	T*2	V+2	R2	N	R1	V+1	T*1	.	.	TBB0747A	UA747DC	O	N5747F
DIL-14/1P	N	N	FT	E-	E+	V-	N	N	T*	R	V+	F*	N	N	.	.	SN72748J	UA748DC	O	N5748A
T05-8/1M	FT	E-	E+	V-	T*	R	V+	F*	TBB0748	UA748HC	O	N5748T
DIL-8/1P	FT	E-	E+	V-	T*	R	V+	F*	TBB0748	UA748TC	O	N5748V
DIL-14/1P	E2	N	N	F	N	R2	V-	R1	N	N	F*	N	E1	V+	.	.	SE515A	O	NES15A	
T05-10/1M	V-M	R1	N	F	E1	V+	E2	F*	N	R2	SE515O	O	NES15G	
T05-10/1M	V-M	R1	NM	F	E1	V+	E2	F*	NM	R2	SE515K	O	NES15K	
DIL-14/1P	V+1	N	E	E*	N	V-1	N	S*	R*	G	R	N	S	V+2	.	.	NE527A	O	NES27A	
DIL-14/1P	V+1	N	E	E*	N	V-1	N	S*	R*	G	R	N	S	V+2	.	.	NE527A	O	NES27N(14)	
T05-10/1M	E	E*	V-1	S*	R*	G	R	S	V+2	V+1	SE527K	O	NES27K	
DIL-14/1P	V+1	N	E	E*	N	V-1	N	S*	R*	G	R	N	S	V+2	.	.	SE529A	O	NES29A	
T05-10/1M	E	E*	V-1	S*	R*	G	R	S	V+2	V+1	SE529K	O	NES29K	
DIL-14/1P	V+	N	E	E*	N	V-1	N	S*	R*	G	R	N	S	V+2	.	.	NE529A	O	NES29N(14)	
DIL-8/1P	T	E-	E+	V-	T*	R	V+	F	NE531V	O	NES31N(8)	
T05-8/1M	T	E-	E+	V-	T*	R	V+	F	HA2-2505	SE531T	O	NES31T
DIL-8/1P	T	E-	E+	V-	T*	R	V+	F	SE531V	O	NES31V	
DIL-8/1P	R1	E-1	E+1	V-	E+2	E-2	R2	V+	NE532V	O	NES32N(8)	
T05-8/1M	R1	E-1	E+1	V-	E+2	E-2	R2	V+	SE532T	O	NES32T	
DIL-8/1P	R1	E-1	E+1	V-	E+2	E-2	R2	V+	SA532V	O	NES32V	

TYPE NUMBER	MFR	APP	COMP	GBP MIN	SLEW RATE MIN	V _{S+} MAX	V _{S-} MAX	T _{OP} MAX	A _{VOL} MIN	V _{IO} MAX	I _B MAX	I _{IO} MAX	P _{TOT} MAX	I _{OUT} MIN	V _{OUT} MIN	V _{ICM} MAX	V _{IDF} MAX	dV _{IO} /dT MAX	P _O MAX	I _O MAX	CM RR MIN	PS RR MIN	R _{IN} MIN
NE535N(8)	MUG	HSR	INT	.3MHZ	5V/US	+18V	-18V	70C	84dB	6MV	200NA	80NA	500MWF	5MA	12V	13V	30V	10uV/C		3MA	80dB	100dB	
NE535T	MVG	HSR	INT	.3MHZ	5V/US	+18V	-18V	70C	84dB	6MV	200NA	80NA	500MWF	5MA	12V	13V	30V	10uV/C		3MA	80dB	100dB	
NE535V	MUG	HSR	INT	.3MHZ	5V/US	+18V	-18V	70C	84dB	6MV	200NA	80NA	500MWF	5MA	12V	13V	30V	10uV/C		3MA	80dB	100dB	
NE536T	SJU	FET	INT	.5MHZ	3V/US	+22V	-22V	70C	94dB	90MV	100PA	10PA	500MWF	17MA	10V	22V	30V	30uV/C	350MW	8MA	64dB	70dB	50G
NE540L	SJU	HCO	EXT		100V/US	+22V	-22V	70C		10MV	5UA	1UA	1WF	80MA						20MA	70dB	60dB	10K
NE592A	SJU	BDO	EXT	20MHZ		+8V	-8V	70C	48dB	6MV	30UA	5UA	670MWF	2MA	1.5V	6V	5V			24MA	60dB	50dB	2K
NE592F	MUG	BDO	EXT	20MHZ		+8V	-8V	70C	48dB	6MV	30UA	5UA	670MWF	2MA	1.5V	6V	5V			24MA	60dB	50dB	2K
NE592K	SJU	BDO	EXT	20MHZ		+8V	-8V	70C	48dB	6MV	30UA	5UA	500MWF	2MA	1.5V	6V	5V			24MA	60dB	50dB	2K
NE592N(14)	MUG	BDO	EXT	20MHZ		+8V	-8V	70C	48dB	6MV	30UA	5UA	670MWF	2MA	1.5V	6V	5V			24MA	60dB	50dB	2K
NH0001CH	OBS	XLP	EXT			+20V	-20V	85C	88dB	1MV	100NA	20NA	400MWF	5MA	10V	20V	7V			1MA	70dB	70dB	500K
NH0001H	OBS	XLP	EXT			+20V	-20V	125C	88dB	1MV	100NA	20NA	400MWF	5MA	10V	20V	7V			1MA	70dB	70dB	500K
NH0003CH	OBS	WBA	EXT			+20V	-20V	85C	86dB	3MV	2UA	0.2UA	500MWF	0.1A	10V	20V	7V	20uV/C		3MA	70dB	70dB	25K
NH0003H	OBS	WBA	EXT			+20V	-20V	125C	86dB	3MV	2UA	0.2UA	500MWF	0.1A	10V	20V	7V	20uV/C		3MA	70dB	70dB	25K
NH0004CH	OBS	HVO	EXT			+45V	-45V	85C	90dB	1.5MV	120NA	45NA	400MWF	6MA	30V	45V	7V	20uV/C		2MA	70dB	70dB	
NH0004H	OBS	HVO	EXT			+45V	-45V	125C	90dB	1MV	100NA	20NA	400MWF	6MA	30V	45V	7V	20uV/C		2MA	70dB	70dB	
NH0005AH	OBS	WBA	EXT			+20V	-20V	125C	72dB	3MV	25NA	5NA	400MWF	50MA	6V	20V	15V	50uV/C		5MA	60dB	60dB	1M
NH0005CH	OBS	WBA	EXT			+20V	-20V	85C	66dB	10MV	100NA	25NA	400MWF	50MA	6V	20V	15V			5MA	50dB	50dB	0.5M
NH0005H	NAU	WBA	EXT			+20V	-20V	125C	66dB	10MV	50NA	20NA	400MWF	50MA	6V	20V	15V	100uV/C		5MA	55dB	55dB	1M
OP-01CJ	PRU	HSR	INT		5V/US	+20V	-20V	70C	88dB	5MV	100NA	20NA	500MWF	6MA	12V	15V	30V	10uV/C	90MW		80dB	80dB	
OP-01CP	OBS	HSR	INT		5V/US	+20V	-20V	70C	88dB	5MV	100NA	20NA	500MWF	6MA	12V	15V	30V	10uV/C	90MW		80dB	80dB	
OP-01CY	PRU	HSR	INT		5V/US	+20V	-20V	70C	88dB	5MV	100NA	20NA	500MWF	6MA	12V	15V	30V	10uV/C	90MW		80dB	80dB	
OP-01EJ	PRU	HSR	INT		5V/US	+22V	-22V	70C	94dB	2MV	50NA	2NA	500MWF	6MA	12V	15V	30V	8uV/C	90MW		80dB	80dB	
OP-01EP	OBS	HSR	INT		5V/US	+22V	-22V	70C	94dB	2MV	50NA	2NA	500MWF	6MA	12V	15V	30V	8uV/C	90MW		80dB	80dB	
OP-01EY	PRU	HSR	INT		5V/US	+22V	-22V	70C	94dB	2MV	50NA	2NA	500MWF	6MA	12V	15V	30V	8uV/C	90MW		80dB	80dB	
OP-01FJ	PRU	HSR	INT		5V/US	+22V	-22V	125C	94dB	2MV	50NA	5NA	500MWF	6MA	12V	15V	30V	8uV/C	90MW		80dB	80dB	
OP-01FL	PRU	HSR	INT		5V/US	+22V	-22V	125C	94dB	2MV	50NA	5NA	500MWF	6MA	12V	15V	30V	8uV/C	90MW		80dB	80dB	
OP-01FP	OBS	HSR	INT		5V/US	+22V	-22V	125C	94dB	2MV	50NA	5NA	500MWF	6MA	12V	15V	30V	8uV/C	90MW		80dB	80dB	
OP-01FY	PRU	HSR	INT		5V/US	+22V	-22V	125C	94dB	2MV	50NA	5NA	500MWF	6MA	12V	15V	30V	8uV/C	90MW		80dB	80dB	
OP-01GJ	PRU	HSR	INT		5V/US	+20V	-20V	125C	88dB	5MV	100NA	20NA	500MWF	6MA	12V	15V	30V	10uV/C	90MW		80dB	80dB	
OP-01GL	PRU	HSR	INT		5V/US	+20V	-20V	125C	88dB	5MV	100NA	20NA	500MWF	6MA	12V	15V	30V	10uV/C	90MW		80dB	80dB	
OP-01GP	OBS	HSR	INT		5V/US	+20V	-20V	125C	88dB	5MV	100NA	20NA	500MWF	6MA	12V	15V	30V	10uV/C	90MW		80dB	80dB	
OP-01GQ	PRU	HSR	INT		5V/US	+20V	-20V	125C	88dB	5MV	100NA	20NA	500MWF	6MA	12V	15V	30V	10uV/C	90MW		80dB	80dB	
OP-01HJ	PRU	HSR	INT		5V/US	+22V	-22V	70C	94dB	0.7MV	30NA	2NA	500MWF	6MA	12V	15V	30V	5uV/C	60MW		90dB	90dB	
OP-01HP	OBS	HSR	INT		5V/US	+22V	-22V	70C	94dB	0.7MV	30NA	2NA	500MWF	6MA	12V	15V	30V	5uV/C	60MW		90dB	90dB	
OP-01HY	PRU	HSR	INT		5V/US	+22V	-22V	70C	94dB	0.7MV	30NA	2NA	500MWF	6MA	12V	15V	30V	5uV/C	60MW		90dB	90dB	
OP-01J	PRU	HSR	INT		5V/US	+22V	-22V	125C	94dB	0.7MV	30NA	2NA	500MWF	6MA	12V	15V	30V	5uV/C	60MW		90dB	90dB	
OP-01L	PRU	HSR	INT		5V/US	+22V	-22V	125C	94dB	0.7MV	30NA	2NA	500MWF	6MA	12V	15V	30V	5uV/C	60MW		90dB	90dB	
OP-01P	OBS	HSR	INT		5V/US	+22V	-22V	125C	94dB	0.7MV	30NA	2NA	500MWF	6MA	12V	15V	30V	5uV/C	60MW		90dB	90dB	
OP-01Y	PRU	HSR	INT		5V/US	+22V	-22V	125C	94dB	0.7MV	30NA	2NA	500MWF	6MA	12V	15V	30V	5uV/C	60MW		90dB	90dB	
OP-02AJ	PRU	LNA	INT	.8MHZ	.25V/US	+22V	-22V	125C	100dB	0.5MV	30NA	2NA	500MWF	6MA	12V	22V	30V	8uV/C	60MW		90dB	90dB	3.8M
OP-02AY	PRU	LNA	INT	.8MHZ	.25V/US	+22V	-22V	125C	100dB	0.5MV	30NA	2NA	500MWF	6MA	12V	22V	30V	8uV/C	60MW		90dB	90dB	3.8M
OP-02CJ	PRU	LNA	INT	.8MHZ	.25V/US	+22V	-22V	70C	94dB	2MV	50NA	5NA	500MWF	6MA	12V	22V	30V	10uV/C	90MW		90dB	90dB	2.3M
OP-02CY	PRU	LNA	INT	.8MHZ	.25V/US	+22V	-22V	70C	94dB	2MV	50NA	5NA	500MWF	6MA	12V	22V	30V	10uV/C	90MW		90dB	90dB	2.3M
OP-02EJ	PRU	LNA	INT	.8MHZ	.25V/US	+22V	-22V	70C	100dB	0.5MV	30NA	2NA	500MWF	6MA	12V	22V	30V	8uV/C	60MW		90dB	90dB	3.8M
OP-02EY	PRU	LNA	INT	.8MHZ	.25V/US	+22V	-22V	70C	100dB	0.5MV	30NA	2NA	500MWF	6MA	12V	22V	30V	8uV/C	60MW		90dB	90dB	3.8M
OP-02J	PRU	LNA	INT	.8MHZ	.25V/US	+22V	-22V	125C	94dB	2MV	50NA	5NA	500MWF	6MA	12V	22V	30V	10uV/C	90MW		90dB	90dB	2.3M
OP-02Y	PRU	LNA	INT	.8MHZ	.25V/US	+22V	-22V	125C	94dB	2MV	50NA	5NA	500MWF	6MA	12V	22V	30V	10uV/C	90MW		90dB	90dB	2.3M
OP-05AJ	PRU	PIA	INT	.3MHZ	0.1V/US	+22V	-22V	125C	110dB	1.5MV	2NA	2NA	500MWF	10MA	12V	22V	30V	0.9uV/C	120MW		114dB	100dB	30M
OP-05AL	PRU	PIA	INT	.3MHZ	0.1V/US	+22V	-22V	125C	110dB	1.5MV	2NA	2NA	500MWF	10MA	12V	22V	30V	0.9uV/C	120MW		114dB	100dB	30M
OP-05AY	PRU	PIA	INT	.3MHZ	0.1V/US	+22V	-22V	125C	110dB	1.5MV	2NA	2NA	500MWF	10MA	12V	22V	30V	0.9uV/C	120MW		114dB	100dB	30M
OP-05CJ	PRU	PIA	INT	.3MHZ	0.1V/US	+22V	-22V	70C	100dB	1.3MV	7NA	6NA	500MWF	10MA	12V	22V	30V	4.5uV/C	150MW		100dB	90dB	8M
OP-05CY	PRU	PIA	INT	.3MHZ	0.1V/US	+22V	-22V	70C	100dB	1.3MV	7NA	6NA	500MWF	10MA	12V	22V	30V	4.5uV/C	150MW		100dB	90dB	8M
OP-05EJ	PRU	PIA	INT	.3MHZ	0.1V/US	+22V	-22V	70C	106dB	0.5MV	4NA	3.8NA	500MWF	10MA	12V	22V	30V	2uV/C	120MW		110dB	94dB	15M
OP-05EY	PRU	PIA	INT	.3MHZ	0.1V/US	+22V	-22V	70C	106dB	0.5MV	4NA	3.8NA	500MWF	10MA	12V	22V	30V	2uV/C	120MW		110dB	94dB	15M
OP-05J	PRU	PIA	INT	.3MHZ	0.1V/US	+22V	-22V	125C	106dB	0.5MV	3NA	2.8NA	500MWF	10MA	12V	22V	30V	2uV/C	120MW		114dB	100dB	20M
OP-05L	PRU	PIA	INT	.3MHZ	0.1V/US	+22V	-22V	125C	106dB	0.5MV	3NA	2.8NA	500MWF	10MA	12V	22V	30V	2uV/C	120MW		114dB	100dB	20M

For detailed explanations of column heading notations, see App. A.

Also for ready references the more important abbreviations used in the column headings are listed below:

- LEFT HAND PAGE
- APP = application (codes at APP.E.)
- CMRR = common mode rejection ratio
- COMP = compensation (frequency)
- V_{io}/dT = input offset voltage temperature drift
- GBP = gain bandwidth product
- I_{B} = input bias current
- I_{io} = input bias offset current
- I_{CS} = quiescent supply current
- MFR = manufacturer (codes at App.C.)
- P_{O} = quiescent power consumer
- PSRR = power supply rejection ratio
- V_{icm} = common mode input voltage rating
- V_{id} = differential input voltage rating
- V_{io} = input offset voltage
- V_{S} = dc supply voltage
- RIGHT HAND PAGE
- Lead out coding summary details at APP.G.) for different cases (APP.F.)
- A = gain adjust
 - B = bias adjust
 - C = case
 - D = inverting input
 - E = non-inverting input
 - F* = input frequency compensation
 - G = ground
 - H = high level input
 - K = output, open collector
 - L = output, open emitter
 - M = metal case
 - N = not connected
 - P = special terminal
 - R* = outputs
 - S = strobe
 - T* = offset balance
 - + = +ve dc supply
 - = -ve dc supply
 - V = guard ring
 - X = blank position, no lead
 - + = +ve supplementary dc supply
 - = -ve supplementary dc supply
 - Y* = output frequency compensation

CASE (APP.F.)	LD 1	LD 2	LD 3	LD 4	LD 5	LD 6	LD 7	LD 8	LD 9	LD 10	LD 11	LD 12	LD 13	LD 14	LD 15	LD 16	EUROPE SUBSTITUTION	USA SUBSTITUTION	IS S	TYPE NUMBER	
DIL-8/1P	T	E-	E+	V-	T*	R	V+	N	NE535V	0	NE535N(8)	
T05-8/1M	T	E-	E+	V-	T*	R	V+	N	SE535T	0	SE535T	
DIL-8/1P	T	E-	E+	V-	T*	R	V+	N	SE535V	0	NE535V	
T05-8/1M	T	E-	E+	V-	T*	R	V+	N	UA740HM	SUS36T	0	NE536T	
T05-10/1M	B	E+	N	E-	B*	V-	L	Q	K	V+	SE540L	0	NE540L	
DIL-14/1P	E+	N	A2	A*2	V-	N	R	R*	N	V+	A1	A*1	N	E-	.	.	SN72733J	UA733DC	0	NE592A	
DIL-14/1C	E+	N	A2	A*2	V-	N	R	R*	N	V+	A1	A*1	N	E-	.	.	SN72733J	UA733DC	0	NE592F	
T05-10/1M	E+	N	A2	A*2	V-	R	R*	V+	A1	A*1	SN72733L	UA733HC	0	NE592K	
DIL-14/1P	E+	N	A2	A*2	V-	N	R	R*	N	V+	A1	A*1	N	E-	.	.	SN72733J	UA733DC	0	NE592N(14)	
T05-10/1M	F	E+	V-	E-	∅	B	B*	R	V+	F*	LH0001CH	0	NH000CH	
T05-10/1M	F	E+	V-	E-	∅	B	B*	R	V+	F*	LH0001H	0	NH0001H	
T05-10/1M	F	E+	V-	E-	F*	N	G	R	V+	∅S	LH0003CH	0	NH0003CH	
T05-10/1M	F	E+	V-	E-	F*	N	G	R	V+	∅S	LH0003H	0	NH0003H	
T05-10/1M	F	E+	V-	E-	F*	B	B*	R	V+	∅S	LH0004CH	0	NH0004CH	
T05-10/1M	F	E+	V-	E-	F*	B	B*	R	V+	∅S	LH0004H	0	NH0004H	
T05-10/1M	E+	V+	V-	F	N	G	R	V-	∅	F*	LH0005AH	0	NH0005AH	
T05-10/1M	E+	V+	V-	F	N	G	R	V-	∅	F*	LH0005CH	0	NH0005CH	
T05-10/1M	E+	V+	V-	F	N	G	R	V-	∅	F*	LH0005H	0	NH0005H	
T05-8/1M	T	E-	E+	V-M	T*	R	V+	N	OP-01GJ	0	OP-01CJ	
DIL-14/1C	N	N	T	E-	E+	V-	N	N	T*	R	V+	N	N	N	.	.	.	OP-01CY	0	OP-01CP	
DIL-14/1C	N	N	T	E-	E+	V-	N	N	T*	R	V+	N	N	N	.	.	.	OP-01GY	0	OP-01CY	
T05-8/1M	T	E-	E+	V-M	T*	R	V+	N	OP-01FJ	0	OP-01EJ	
DIL-14/1C	N	N	T	E-	E+	V-	N	N	T*	R	V+	N	N	N	.	.	.	OP-01EY	0	OP-01EP	
DIL-14/1C	N	N	T	E-	E+	V-	N	N	T*	R	V+	N	N	N	.	.	.	OP-01FY	0	OP-01EY	
T05-8/1M	T	E-	E+	V-M	T*	R	V+	N	OP-01J	0	OP-01FJ	
FLP-10/3G	N	T	E-	E+	V-	T	R	V+	N	N	OP-01L	0	OP-01FL	
DIL-14/1C	N	N	T	E-	E+	V-	N	N	T*	R	V+	N	N	N	.	.	.	OP-01FY	0	OP-01FP	
DIL-14/1C	N	N	T	E-	E+	V-	N	N	T*	R	V+	N	N	N	.	.	.	OP-01Y	0	OP-01FY	
T05-8/1M	T	E-	E+	V-M	T*	R	V+	N	OP-01FJ	0	OP-01GJ	
FLP-10/3C	N	T	E-	E+	V-	T	R	V+	N	N	OP-01FL	0	OP-01GL	
DIL-14/1C	N	N	T	E-	E+	V-	N	N	T*	R	V+	N	N	N	.	.	.	OP-01GY	0	OP-01GP	
DIL-14/1C	N	N	T	E-	E+	V-	N	N	T*	R	V+	N	N	N	.	.	.	OP-01FY	0	OP-01GY	
T05-8/1M	T	E-	E+	V-M	T*	R	V+	N	OP-01J	0	OP-01HJ	
DIL-14/1C	N	N	T	E-	E+	V-	N	N	T*	R	V+	N	N	N	.	.	.	OP-01HY	0	OP-01HP	
DIL-14/1C	N	N	T	E-	E+	V-	N	N	T*	R	V+	N	N	N	.	.	.	OP-01Y	0	OP-01HY	
T05-8/1M	T	E-	E+	V-M	T*	R	V+	N	MONO-OP01J	0	OP-01J	
FLP-10/3C	N	T	E-	E+	V-	T	R	V+	N	N	MONO-OP01L	0	OP-01L	
DIL-14/1C	N	N	T	E-	E+	V-	N	N	T*	R	V+	N	N	N	.	.	.	OP-01Y	0	OP-01P	
DIL-14/1C	N	N	T	E-	E+	V-	N	N	T*	R	V+	N	N	N	.	.	.	MONO-OP01Y	0	OP-01Y	
T05-8/1M	T	E-	E+	V-M	T*	R	V+	N	OP-02AJ	0	OP-02AJ
DIL-14/1C	N	N	T	E-	E+	V-	N	N	T*	R	V+	N	N	N	OP-02Y	0	OP-02AY
T05-8/1M	T	E-	E+	V-M	T*	R	V+	N	OP-02J	0	OP-02CJ	
DIL-14/1C	N	N	T	E-	E+	V-	N	N	T*	R	V+	N	N	N	.	.	.	OP-02Y	0	OP-02CY	
T05-8/1M	T	E-	E+	V-M	T*	R	V+	N	OP-02AJ	0	OP-02EJ	
DIL-14/1C	N	N	T	E-	E+	V-	N	N	T*	R	V+	N	N	N	.	.	.	OP-02AY	0	OP-02EY	
T05-8/1M	T	E-	E+	V-M	T*	R	V+	N	OP-02AJ	0	OP-02J	
DIL-14/1C	N	N	T	E-	E+	V-	N	N	T*	R	V+	N	N	N	.	.	.	OP-02AY	0	OP-02Y	
T05-8/1M	T	E-	E+	V-M	T*	R	V+	N	OP-05J	0	OP-05AJ	
FLP-10/3C	N	T	E-	E+	V-	N	R	V+	T*	N	OP-05AL	0	OP-05AL
DIL-14/1C	N	N	T	E-	E+	V-	N	N	N	R	V+	T*	N	N	OP-05AY	0	OP-05AY
T05-8/1M	T	E-	E+	V-M	T*	R	V+	N	OP-05EJ	0	OP-05CJ	
DIL-14/1C	N	N	T	E-	E+	V-	N	N	N	R	V+	T*	N	N	.	.	.	OP-05EY	0	OP-05CY	
T05-8/1M	T	E-	E+	V-M	T*	R	V+	N	OP-05J	0	OP-05EJ	
DIL-14/1C	N	N	T	E-	E+	V-	N	N	N	R	V+	T*	N	N	.	.	.	OP-05Y	0	OP-05EY	
T05-8/1M	T	E-	E+	V-M	T*	R	V+	N	OP-05AJ	0	OP-05J	
FLP-10/3C	N	T	E-	E+	V-	N	R	V+	T*	N	OP-05AL	0	OP-05L	
DIL-14/1C	N	N	T	E-	E+	V-	N	N	N	R	V+	T*	N	N	.	.	.	OP-05AY	0	OP-05Y	
T05-8/1M	T	E-	E+	V-M	T*	R	V+	N	OP-07AJ	0	OP-07AJ
DIL-14/1C	N	N	T	E-	E+	V-	N	N	N	R	V+	T*	N	N	OP-07EJ	0	OP-07AJ
T05-8/1M	T	E-	E+	V-M	T*	R	V+	N	OP-07EJ	0	OP-07CJ	

TYPE NUMBER	MFR	APP	COMP	GBP MIN	SLEW RATE MIN	V _{S+} MAX	V _{S-} MAX	T _{OP} MAX	A _{VOL} MIN	V _{IO} MAX	I _B MAX	I _O MAX	P _{TOT} MAX	I _{OUT} MIN	V _{OUT} MIN	V _{ICM} MAX	V _{IDF} MAX	dV _{IO} /dT MAX	P _O MAX	I _O MAX	CM RR MIN	PS RR MIN	R _{IN} MIN
OP-07CY	PRU	LOV	INT	.3MHZ	.06V/US	+22V	-22V	70C	102dB	150UV	7NA	6NA	500MWF	10MA	12V	22V	30V	1.8UV/C	150MW		100dB	90dB	8M
OP-07EJ	PRU	LOV	INT	.3MHZ	.06V/US	+22V	-22V	70C	106dB	75UV	4NA	3.8A	500MWF	10MA	12V	22V	30V	1.3UV/C	120MW		106dB	94dB	15M
OP-07EY	PRU	LOV	INT	.3MHZ	.06V/US	+22V	-22V	70C	106dB	75UV	4NA	3.8NA	500MWF	10MA	12V	22V	30V	1.3UV/C	120MW		106dB	94dB	15M
OP-07J	PRU	LOV	INT	.3MHZ	.06V/US	+22V	-22V	125C	106dB	75UV	3NA	2NA	500MW	10MA	12V	22V	30V	1.3UV/C	120MW		110dB	100dB	20M
OP-07Y	PRU	LOV	INT	.3MHZ	.06V/US	+22V	-22V	125C	106dB	75UV	3NA	2NA	500MW	10MA	12V	22V	30V	1.3UV/C	120MW		110dB	100dB	20M
OP-10AY	PRU	DPI	INT	.3MHZ	.06V/US	+22V	-22V	125C	106dB	0.5MV	3NA	2.8NA	500MWF	10MA	12V	22V	30V	2UV/C	120MW		114dB	100dB	20M
OP-10CY	PRU	DPI	INT	.3MHZ	.06V/US	+22V	-22V	70C	102dB	1.3MV	7NA	6NA	500MWF	10MA	12V	22V	30V	4.5UV/C	150MW		100dB	90dB	8M
OP-10EY	PRU	DPI	INT	.3MHZ	.06V/US	+22V	-22V	70C	106dB	0.5MV	4NA	3.8NA	500MWF	10MA	12V	22V	30V	2UV/C	120MW		110dB	94dB	15M
OP-10Y	PRU	DPI	INT	.3MHZ	.06V/US	+22V	-22V	125C	106dB	0.5MV	3NA	2.8NA	500MWF	10MA	12V	22V	30V	2UV/C	120MW		114dB	100dB	20M
RC101ABL	RAU	GPU	EXT			+22V	-22V	70C	94dB	2MV	75NA	10NA	500MWF	5MA	12V	15V	30V	15UV/C		3MA	80dB	80dB	500K
RC101AD	OBS	GPU	EXT			+18V	-18V	70C	88dB	7.5MV	250NA	50NA	500MWF	5MA	12V	15V	30V	30UV/C		3MA	70dB	70dB	500K
RC101AQ	OBS	GPU	EXT			+22V	-22V	70C	94dB	2MV	75NA	10NA	500MWF	5MA	12V	15V	30V	15UV/C		3MA	80dB	80dB	500K
RC101AT	OBS	GPU	EXT			+18V	-18V	70C	88dB	7.5MV	250NA	50NA	500MWF	5MA	12V	15V	30V	30UV/C		3MA	70dB	70dB	500K
RC106BL	RAU	CPR	EXT			+15V	-15V	70C	84dB	5MV	25UA	5UA	600MWF	50MA	2.5V			20UV/C	163MW				
RC107D	OBS	GPK	INT			+18V	-18V	70C	84dB	7.5MV	250NA	50NA	500MW	5MA	12V	15V	30V	30UV/C			70dB	70dB	0.5M
RC107DN	OBS	GPK	INT			+18V	-18V	70C	84dB	7.5MV	250NA	50NA	500MWF	5MA	12V	15V	30V	30UV/C			70dB	70dB	0.5M
RC107DP	OBS	GPK	INT			+18V	-18V	70C	84dB	7.5MV	250NA	50NA	500MWF	5MA	12V	15V	30V	30UV/C			70dB	70dB	0.5M
RC107Q	OBS	GPK	INT			+18V	-18V	70C	84dB	7.5MV	250NA	50NA	500MWF	5MA	12V	15V	30V	30UV/C			70dB	70dB	0.5M
RC107T	OBS	GPK	INT			+18V	-18V	70C	84dB	7.5MV	250NA	50NA	500MWF	5MA	12V	15V	30V	30UV/C			70dB	70dB	0.5M
RC108AD	OBS	SBA	EXT			+18V	-18V	70C	98dB	0.5MV	7NA	1NA	500MWF	1MA	13V	15V	1V	5UV/C		6MA	96dB	96dB	10M
RC108AT	OBS	SBA	EXT			+18V	-18V	70C	98dB	0.5MV	7NA	1NA	500MWF	1MA	13V	15V	1V	5UV/C		6MA	96dB	96dB	10M
RC108D	OBS	SBA	EXT			+18V	-18V	70C	88dB	7.5MV	7NA	1NA	500MWF	1MA	13V	15V	1V	30UV/C		6MA	80dB	80dB	10M
RC108Q	OBS	SBA	EXT			+20V	-20V	70C	96dB	2MV	2NA	0.2NA	500MWF	1MA	13V	15V	1V	15UV/C		6MA	85dB	80dB	30M
RC108T	OBS	SBA	EXT			+18V	-18V	70C	88dB	7.5MV	7NA	1NA	500MWF	1MA	13V	15V	1V	30UV/C		6MA	80dB	80dB	10M
RC702	OBS	WBA	EXT	3MHZ		+13V	-8V	70C	66dB	5MV	7.5MA	2MA	500MWF	3MA	5V	5V	5V	20UV/C	120MW	7MA	70dB	70dB	10K
RC702D	OBS	WBA	EXT	3MHZ		+13V	-8V	70C	66dB	5MV	7.5UA	2UA	670MWF	3MA	5V	5V	5V	20UV/C	120MW	7MA	70dB	70dB	10K
RC702DC	RAU	WBA	EXT	3MHZ		+13V	-8V	70C	66dB	5MV	7.5UA	2UA	670MWF	3MA	5V	5V	5V	20UV/C	120MW	7MA	70dB	70dB	10K
RC702DN	OBS	WBA	EXT	3MHZ		+13V	-8V	70C	66dB	5MV	7.5UA	2UA	670MWF	3MA	5V	5V	5V	20UV/C	120MW	7MA	70dB	70dB	10K
RC702DP	OBS	WBA	EXT	3MHZ		+13V	-8V	70C	66dB	5MV	7.5UA	2UA	670MWF	3MA	5V	5V	5V	20UV/C	120MW	7MA	70dB	70dB	10K
RC702Q	OBS	GPU	EXT	3MHZ		+13V	-8V	70C	66dB	5MV	7.5UA	2UA	500MWF	3MA	5V	1.5V	5V	20UV/C	120MW	7MA	70dB	70dB	10K
RC702T	RAU	WBA	EXT	3MHZ		+13V	-8V	70C	66dB	5MV	7.5MA	2UA	500MWF	3MA	5V	5V	5V	20UV/C	120MW	7MA	70dB	70dB	10K
RC709	OBS	GPU	EXT	3MHZ	.15V/US	+18V	-18V	70C	84dB	7.5MV	1.5UA	500NA	500MWF	5MA	12V	10V	5V		200MW		65dB	74dB	50K
RC709	OBS	GPU	EXT	3MHZ	.15V/US	+18V	-18V	70C	84dB	7.5MV	1.5UA	500NA	670MWF	5MA	12V	10V	5V		200MW		65dB	74dB	50K
RC709BL	RAU	GPU	EXT	3MHZ	.15V/US	+18V	-18V	70C	84dB	7.5MV	1.5UA	500NA	500MWF	10MA	12V	10V	5V		200MW		100dB	50K	50K
RC709DC	RAU	GPU	EXT	3MHZ	.15V/US	+18V	-18V	70C	84dB	7.5MV	1.5UA	500NA	670MWF	5MA	12V	10V	5V		200MW		65dB	74dB	50K
RC709T	RAU	GPU	EXT	3MHZ	.15V/US	+18V	-18V	70C	84dB	7.5MV	1.5UA	500NA	500MWF	5MA	12V	10V	5V		200MW		65dB	74dB	50K
RC710BL	RAU	CPR	EXT			+14V	-6V	70C	60dB	5MV	25UA	5UA		5MA	2.5V	7V	5V	20UV/C	150MW		70dB		
RC710DC	RAU	CPR	EXT			+14V	-6V	70C	60dB	5MV	25UA	5UA	670MWF	5MA	2.5V	7V	5V	20UV/C	150MW		70dB		
RC710DP	RAU	CPR	EXT			+14V	-6V	70C	60dB	5MV	25UA	5UA	670MWF	5MA	2.5V	7V	5V	20UV/C	150MW		70dB		
RC710T	RAU	CPR	EXT			+14V	-6V	70C	60dB	5MV	25UA	5UA	500MWF	5MA	2.5V	7V	5V	20UV/C	150MW		70dB		
RC711BL	RAU	DCP	EXT			+14V	-7V	70C	57dB	5MV	100UA	15UA		5MA	2.5V	7V	5V	20UV/C	230MW				
RC711DC	RAU	DCP	EXT			+14V	-7V	70C	57dB	5MV	100UA	15UA	670MWF	5MA	2.5V	7V	5V	20UV/C	230MW				
RC711T	RAU	DCP	EXT			+14V	-7V	70C	57dB	5MV	100UA	15UA	500MWF	5MA	2.5V	7V	5V	20UV/C	230MW				
RC725T	RAU	PIA	EXT			+22V	-22V	70C	108dB	2.5MV	125NA	35NA	500MWF	5MA	12V	22V	5V	5UV/C	150MW		94dB	90dB	500K
RC733T	RAU	BDO	EXT	20MHZ		+8V	-8V	70C	48dB	6MV	30UA	5UA	500MWF	2MA	1.5V	6V	5V			24MA	60dB	50dB	2K
RC741D	RAU	GPK	INT		0.2V/US	+18V	-18V	70C	86dB	6MV	500NA	200NA	670MWF	5MA	12V	15V	30V		85MW	3MA	70dB	76dB	300K
RC741DB	RAU	GPK	INT		0.2V/US	+18V	-18V	70C	86dB	6MV	500NA	200NA	670MWF	5MA	12V	15V	30V		85MW	3MA	70dB	76dB	300K
RC741DN	RAU	GPK	INT		0.2V/US	+18V	-18V	70C	86dB	6MV	500NA	200NA	310MWF	5MA	12V	15V	30V		85MW	3MA	70dB	76dB	300K
RC741DP	RAU	GPK	INT		0.2V/US	+18V	-18V	70C	86dB	6MV	500NA	200NA	670MWF	5MA	12V	15V	30V		85MW	3MA	70dB	76dB	300K
RC741Q	RAU	GPK	INT		0.2V/US	+18V	-18V	70C	86dB	6MV	500NA	200NA	500MWF	5MA	12V	15V	30V		85MW	3MA	70dB	76dB	300K
RC741T	RAU	GPK	INT		0.2V/US	+18V	-18V	70C	86dB	6MV	500NA	200NA	500MWF	5MA	12V	15V	30V			3MA	70dB	76dB	300K
RC741TE	RAU	GPK	INT		0.2V/US	+18V	-18V	70C	86dB	6MV	500NA	200NA	500MWF	5MA	12V	15V	30V			3MA	70dB	76dB	300K
RC747DB	RAU	DGK	INT		0.2V/US	+18V	-18V	70C	88dB	6MV	500NA	200NA	670MWF	5MA	12V	15V	30V		85MW	3MA	70dB	76dB	300K
RC747DC	RAU	DGK	INT		0.2V/US	+18V	-18V	70C	88dB	6MV	500NA	200NA	670MWF	5MA	12V	15V	30V		85MW	3MA	70dB	76dB	300K
RC747DP	RAU	DGK	INT		0.2V/US	+18V	-18V	70C	88dB	6MV	500NA	200NA	670MWF	5MA	12V	15V	30V		85MW	3MA	70dB	76dB	300K
RC747T	RAU	DGK	INT		0.2V/US	+18V	-18V	70C	88dB	6MV	500NA	200NA	500MWF	5MA	12V	15V	30V		85MW	3MA	70dB	76dB	300K
RC748BL	RAU	GPU	EXT		0.2V/US	+22V	-22V	70C	86dB	6MV	500NA	200NA		5MA	12V	15V	30V		85MW	3MA	70dB	76dB	300K
RC748DP	RAU	GPU	EXT		0.2V/US	+22V	-22V	70C	86dB	6MV	500NA	200NA	670MWF	5MA	12V	15V	30V		85MW	3MA	70dB	76dB	300K
RC748NB	RAU	GPU	EXT		0.2V/US	+18V	-18V	70C	86dB	6MV	500NA	200NA	310MWF	5MA	12V	15V	30V		85MW	3MA	70dB	76dB	300K
RC748T	RAU	GPU	EXT		0.2V/US	+18V	-18V	70C	86dB	6MV	500NA	200NA	500MWF	5MA	12V	15V	30V		85MW	3MA	70dB	76dB	300K

For detailed explanations of column heading notations, see App. A.

Also for ready references the more important abbreviations used in the column headings are listed below:

LEFT HAND PAGE

APP = application
 (codes at APP.E.)
 CMRR = common mode rejection ratio
 CMP = compensation (frequency)
 dV_{IO}/dT = input offset voltage temperature drift
 GBP = gain bandwidth product
 I_B = input bias current
 I_{IO} = input bias offset current
 I_O = quiescent supply current
 MFR = manufacturer (codes at App.C.)
 P_O = quiescent power consumer
 PSRR = power supply rejection ratio
 V_{ICM} = common mode input voltage rating
 V_{IOF} = differential input voltage rating
 V_{IO} = input offset voltage
 V_S = dc supply voltage

RIGHT HAND PAGE

Lead out coding summary (details at APP.G.) for different cases (APP.F.)
 A = gain adjust
 B = bias adjust
 C = case
 E- = inverting input
 E+ = non-inverting input
 F, F* = input frequency compensation
 G = ground
 J = high level input
 K = output, open collector
 L = output, open emitter
 M = metal case
 N = not connected
 Q = special terminal
 R, R* = outputs
 S = strobe
 T, T* = offset balance
 V+ = +ve dc supply
 V- = -ve dc supply
 W = guard ring
 X = blank position, no lead
 + + = +ve supplementary dc supply
 - - = -ve supplementary dc supply
 ϕ, ϕ^* = output frequency compensation

CASE (APP F)	LD 1	LD 2	LD 3	LD 4	LD 5	LD 6	LD 7	LD 8	LD 9	LD 10	LD 11	LD 12	LD 13	LD 14	LD 15	LD 16	EUROPE SUBSTITUTE	USA SUBSTITUTE	ISS	TYPE NUMBER
DIL-14/1C	N	N	T	E-	E+	V-	N	N	R	V+	T*	N	N					OP-07EY	D	OP-07CY
T05-8/1M	T	E-	E+	V-M	N	R	V+	T*										OP-07J	D	OP-07EJ
DIL-14/1C	N	N	T	E-	E+	V-	N	N	R	V+	T*	N	N					OP-07Y	D	OP-07EY
T05-8/1M	T	E-	E+	V-M	N	R	V+	T*										OP-07AJ	D	OP-07J
DIL-14/1C	N	N	T	E-	E+	V-	N	N	R	V+	T*	N	N					OP-07AY	D	OP-07Y
DIL-14/1C	T1	T*1	E-1	E+1	V-2	R2	V+2	T2	T*2	E-2	E+2	V-1	R1	V+1					D	OP-10AY
DIL-14/1C	T1	T*1	E-1	E+1	V-2	R2	V+2	T2	T*2	E-2	E+2	V-1	R1	V+1				OP-10EY	D	OP-10CY
DIL-14/1C	T1	T*1	E-1	E+1	V-2	R2	V+2	T2	T*2	E-2	E+2	V-1	R1	V+1				OP-10Y	D	OP-10EY
DIL-14/1C	T1	T*1	E-1	E+1	V-2	R2	V+2	T2	T*2	E-2	E+2	V-1	R1	V+1				OP-10AY	D	OP-10Y
BML																			D	RC101ABL
DIL-14/1C	N	N	FT	E-	E+	V-	N	N	T*	R	V+	F*	N	N			UA301AD	LM301AJ14	D	RC101AD
FLP-10/3G	N	FT	E-	E+	V-	T*	R	V+	F*	N							SFC2201APM	LM201AF	D	RC101AQ
T05-8/1M	FT	E-	E+	V-M	T*	R	V+	F*									SFC2301A	LM301AH	D	RC101AT
BML																			D	RC106BL
DIL-14/1C	N	N	N	E-	E+	V-	N	N	N	R	V+	N	N	N			SN72307JA	LM307D	D	RC107D
DIL-8/1P	N	E-	E+	V-	N	R	V+	N									SFC2307DC	LM307J	D	RC107DN
DIL-14/1P	N	N	N	E-	E+	V-	N	N	N	R	V+	N	N	N			SN72307JA	LM307D	D	RC107DP
FLP-10/3C	N	N	E-	E+	V-	N	R	V+	N	N							SFC2207PT	LM207F	D	RC107Q
T05-8/1M	N	E-	E+	V-M	N	R	V+	N									SFC2307	LM307H	D	RC107T
DIL-14/1C	N	F	N	E-	E+	N	V-	N	N	R	V+	F*	N	N			UA308AD	LM308AD	D	RC108AD
T05-8/1M	F	E-	E+	V-M	N	R	V+	F*									SFC2308A	LM308AH	D	RC108AT
DIL-14/1C	N	F	N	E-	E+	N	V-	N	N	R	V+	F*	N	N			UA308D	LM308D	D	RC108D
FLP-10/3G	N	N	E-	E+	N	V-	R	V+	F*	F							SFC2208PT	LM208F	D	RC108Q
T05-8/1M	F	E-	E+	V-M	N	R	V+	F*									SFC2308	LM308H	D	RC108T
T05-8/1M	G	E-	E+	V-M	F	ϕ	R	V+									SN72702L	UA702HC	D	RC702
DIL-14/1C	N	N	G	E-	E+	V-	N	N	F	ϕ	R	N	V+	N			SN72702J	UA702DC	D	RC702D
DIL-14/1C	N	N	G	E-	E+	V-	N	N	F	ϕ	R	N	V+	N			SN72702J	UA702DC	D	RC702DC
DIL-14/1P	N	N	G	E-	E+	V-	N	N	F	ϕ	R	N	V+	N			SN72702J	UA702DC	D	RC702DN
DIL-14/1P	N	N	G	E-	E+	V-	N	N	F	ϕ	R	N	V+	N			SN72702J	UA702DC	D	RC702DP
FLP-10/3G	N	G	E-	E+	V-	F	ϕ	R	N	V+							MC1712CF		D	RC702Q
T05-8/1M	G	E-	E+	V-M	F	ϕ	R	V+									MC1712CG	UA702HC	D	RC702T
T05-8/1M	F	E-	E+	V-	ϕ	ϕ^*	V+	F*									TAA521	UA709HC	D	RC709
DIL-14/1P	N	N	F	E-	E+	V-	N	N	ϕ	R	V+	F*	N	N			TAA521A	UA709DC	D	RC709
BML																			D	RC709
DIL-14/1C	N	N	F	E-	E+	V-	N	N	ϕ	R	V+	F*	N	N			TAA521	UA709DC	D	RC709DC
T05-8/1M	F	E-	E+	V-	ϕ	ϕ^*	V+	F*									TAA521	UA709HC	D	RC709T
BML																			D	RC710BL
DIL-14/1C	N	G	E+	E-	N	V-	N	N	R	N	V+	N	N	N			SFC2710EC	UA710DC	D	RC710DC
DIL-14/1P	N	G	E+	E-	N	V-	N	N	R	N	V+	N	N	N			SFC2710EC	UA710DC	D	RC710DP
T05-8/1M	G	E+	E-	V-	N	N	R	V+									SFC2710C	UA710HC	D	RC710T
BML																			D	RC711BL
DIL-14/1C	N	E-1	E+1	V-	E+2	E-2	N	N	S2	R	V+	G	S1	N			SFC2711EC	UA711DC	D	RC711DC
T05-10/1M	G	S1	E-1	E+1	V-	E+2	E-2	S2	R	V+							SFC2711C	UA711HC	D	RC711T
T05-8/1M	T	E-	E+	V-	ϕ	ϕ^*	V+	T*									LM725CH	UA725HC	D	RC725T
T05-10/1M	E-	E+	A2	A*2	V-	R	R*	V+	A1	A*1							SN72733L	UA733HC	D	RC733T
DIL-14/1C	N	N	T	E-	E+	V-	N	N	T*	R	V+	N	N	N			TBA221A	UA741DC	D	RC741D
DIL-14/1P	N	N	T	E-	E+	V-	N	N	T*	R	V+	N	N	N			TBA221A	UA741DC	D	RC741DB
DIL-8/1P	T	E-	E+	V-	T*	R	V+	N									TBA221B	UA741TC	D	RC741DN
DIL-14/1P	N	N	T	E-	E+	V-	N	N	T*	R	V+	N	N	N			TBA221A	UA741DC	D	RC741DP
FLP-10/3C	N	T	E-	E+	V-	T*	R	V+	N	N							LM741F	MC1741CF	D	RC741Q
T05-8/1M	T	E-	E+	V-M	T*	R	V+	N									TBA221	UA741HC	D	RC741T
T05-8/1M	T	E-	E+	V-M	T*	R	V+	N									TBA221	UA741HC	D	RC741TE
DIL-14/1P	E-1	E+1	T1	V-	T2	E+2	E-2	T*2	V+2	R2	N	R1	V+1	T*1			TB80747A	UA747DC	D	RC747DB
DIL-14/1C	E-1	E+1	T1	V-	T2	E+2	E-2	T*2	V+2	R2	N	R1	V+1	T*1			TB80747A	UA747DC	D	RC747DC
DIL-14/1P	E-1	E+1	T1	V-	T2	E+2	E-2	T*2	V+2	R2	N	R1	V+1	T*1			TB80747A	UA747DC	D	RC747DP
T05-10/1M	R1	V+1	E-1	E+1	V-	E+2	E-2	V+2	R2	N							TB80747	UA747HC	D	RC747T
BML																			D	RC748BL
DIL-14/1P	N	N	FT	E-	E+	V-	N	N	T*	R	V+	F*	N	N			SN72748J	UA748DC	D	RC748DP
DIL-8/1P	FT	E-	E+	V-	T*	R	V+	F*									TB80748	UA748TC	D	RC748NB
T05-10/1M	FT	E-	E+	V-	T*	R	V+	F*									TB80748	UA748HC	D	RC748T

TYPE NUMBER	MFR	APP	COMP	GBP MIN	SLEW RATE MIN	V _{S+} MAX	V _{S-} MAX	T _{OP} MAX	A _{VOL} MIN	V _{IO} MAX	I _B MAX	I _{IO} MAX	P _{TOT} MAX	I _{OUT} MIN	V _{OUT} MIN	V _{ICM} MAX	V _{IOF} MAX	dV _{IO} /dT MAX	P _O MAX	I _O MAX	CM RR MIN	PS RR MIN	R _{IN} MIN	
RC1437DB	RAU	DGU	EXT	.	0.1V/US	+18V	-18V	75C	84dB	7.5MV	1.5UA	0.5UA	500MWF	5MA	12V	18V	5V	10uV/C	225MW	.	65dB	74dB	50K	
RC1437DC	RAU	DGU	EXT	.	0.1V/US	+18V	-18V	75C	84dB	7.5MV	1.5UA	0.5UA	500MWF	5MA	12V	18V	5V	10uV/C	225MW	.	65dB	74dB	50K	
RC14140C	RAU	DCP	EXT	.	.	+14V	-7V	75C	60dB	5MV	25UA	5UA	625MWF	5MA	1V	7V	5V	25uV/C	150MW	9MA	70dB	.	.	
RC1458DN	RAU	DGK	INT	.5MHZ	0.3V/US	+18V	-18V	70C	86dB	6MV	0.5UA	0.2UA	750MWF	5MA	12V	15V	30V	50uV/C	170MW	6MA	70dB	76dB	300K	
RC1458NB	RAU	DGK	INT	.5MHZ	0.3V/US	+18V	-18V	70C	86dB	6MV	0.5UA	0.2UA	750MWF	5MA	12V	15V	30V	50uV/C	170MW	6MA	70dB	76dB	300K	
RC1458T	RAU	DGK	INT	.5MHZ	0.3V/US	+18V	-18V	70C	86dB	6MV	0.5UA	0.2UA	680MWF	5MA	12V	15V	30V	50uV/C	170MW	6MA	70dB	76dB	300K	
RC1556ANB	RAU	SBA	INT	2MHZ	1V/US	+18V	-18V	70C	96dB	5MV	30NA	10NA	500MWF	5MA	11V	18V	18V	40uV/C	90MW	3MA	70dB	74dB	1M	
RC1556AT	RAU	SBA	INT	2MHZ	1V/US	+18V	-18V	70C	96dB	5MV	30NA	10NA	500MWF	6MA	11V	18V	30V	.	.	.	70dB	74dB	2M	
RC1556NB	RAU	SBA	INT	.5MHZ	1V/US	+18V	-18V	70C	96dB	10MV	30NA	10NA	500MWF	5MA	11V	18V	18V	40uV/C	90MW	3MA	70dB	74dB	1M	
RC1556T	RAU	SBA	INT	2MHZ	1V/US	+18V	-18V	70C	96dB	10MV	30NA	10NA	500MWF	5MA	11V	18V	18V	40uV/C	90MW	3MA	70dB	74dB	1M	
RC1709	RAU	GPU	EXT	.3MHZ	.15V/US	+18V	-18V	70C	82dB	7.5MV	1.5UA	0.5UA	500MWF	5MA	12V	10V	5V	.	200MW	.	65dB	74dB	50K	
RC1741BL	RAU	GPK	INT	.	0.2V/US	+18V	-18V	70C	86dB	6MV	500NA	200NA	.	5MA	12V	15V	30V	.	.	3MA	70dB	70dB	300K	
RC3401DB	RAU	QCD	INT	1MSHZ	0.2V/US	+18V	.	75C	60dB	.	300NA	.	625MWF	6MA	13V	10MA	.	50dB	.	.
RC3403ADB	RAU	QGK	INT	.3MHZ	0.2V/US	+18V	-18V	70C	88dB	6MV	500NA	50NA	650MWF	5MA	12V	15V	30V	50uV/C	.	5MA	70dB	80dB	300K	
RC3403ADC	RAU	QGK	INT	.3MHZ	0.5V/US	+18V	-18V	70C	88dB	6MV	500NA	50NA	650MWF	6MA	13V	18V	36V	.	.	5MA	70dB	80dB	.	
RC4131NB	RAU	GPK	INT	2MHZ	1V/US	+18V	-18V	70C	91dB	5MV	150NA	20NA	500MWF	7MA	16V	15V	30V	20uV/C	.	2MA	70dB	70dB	700K	
RC4131T	RAU	GPK	INT	2MHZ	1V/US	+18V	-18V	70C	91dB	5MV	150NA	20NA	500MWF	7MA	16V	15V	30V	20uV/C	.	2MA	70dB	70dB	700K	
RC4136DB	RAU	QGK	INT	1MHZ	0.3V/US	+18V	-18V	70C	86dB	6MV	500NA	200NA	800MWF	5MA	12V	15V	30V	.	340MW	.	70dB	76dB	300K	
RC4136DC	RAU	QGK	INT	1MHZ	0.3V/US	+18V	-18V	70C	86dB	6MV	500NA	200NA	800MWF	5MA	12V	15V	30V	.	340MW	.	70dB	76dB	300K	
RC4137DB	RAU	QGK	INT	.3MHZ	0.5V/US	+18V	-18V	70C	88dB	6MV	500NA	50NA	650MWF	6MA	13V	18V	36V	.	.	5MA	70dB	80dB	.	
RC4137DC	RAU	QGK	INT	.3MHZ	0.5V/US	+18V	-18V	70C	88dB	6MV	500NA	50NA	650MWF	6MA	13V	18V	36V	.	.	5MA	70dB	80dB	.	
RC4531D	RAU	HSR	EXT	.	10V/US	+18V	-18V	70C	86dB	6MV	1.5UA	200NA	500MWF	5MA	10V	15V	15V	.	300MW	10MA	70dB	76dB	300K	
RC4531DN	RAU	HSR	EXT	.	10V/US	+18V	-18V	70C	86dB	6MV	1.5UA	200NA	500MWF	5MA	10V	15V	15V	.	300MW	10MA	70dB	76dB	300K	
RC4531T	RAU	HSR	EXT	.	10V/US	+18V	-18V	70C	86dB	6MV	1.5UA	200NA	500MWF	5MA	10V	15V	15V	.	300MW	10MA	70dB	76dB	300K	
RC4558NB	RAU	DWB	INT	1MHZ	0.5V/US	+18V	-18V	70C	86dB	6MV	500NA	200NA	500MWF	5MA	12V	15V	30V	.	170MW	.	70dB	76dB	300K	
RC4558T	RAU	DWB	INT	1MHZ	0.5V/US	+18V	-18V	70C	86dB	6MV	500NA	200NA	500MWF	5MA	12V	15V	30V	.	170MW	.	70dB	76dB	300K	
RC4739DB	RAU	DLN	INT	.	0.3V/US	+18V	-18V	70C	96dB	6MV	500NA	200NA	500MWF	5MA	12V	15V	30V	.	170MW	.	70dB	76dB	300K	
RM101ABL	RAU	GPU	EXT	.	.	+22V	-22V	125C	94dB	2MV	75NA	10NA	.	5MA	12V	15V	30V	15uV/C	.	3MA	80dB	80dB	1.5M	
RM101AD	OBS	GPU	EXT	.	.	+22V	-22V	125C	94dB	2MV	75NA	10NA	500MWF	5MA	12V	15V	30V	15uV/C	.	3MA	80dB	80dB	1.5M	
RM101AQ	OBS	GPU	EXT	.	.	+22V	-22V	125C	94dB	2MV	75NA	10NA	500MWF	5MA	12V	15V	30V	15uV/C	.	3MA	80dB	80dB	1.5M	
RM101AT	OBS	GPU	EXT	.	.	+22V	-22V	125C	94dB	2MV	75NA	10NA	500MWF	5MA	12V	15V	30V	15uV/C	.	3MA	80dB	80dB	1.5M	
RM101D	OBS	GPU	EXT	.	.	+22V	-22V	125C	94dB	5MV	1.5UA	0.5UA	500MWF	5MA	12V	15V	30V	15uV/C	.	3MA	70dB	70dB	300K	
RM101Q	OBS	GPU	EXT	.	.	+22V	-22V	125C	94dB	5MV	1.5UA	0.5UA	500MWF	5MA	12V	15V	30V	15uV/C	.	3MA	70dB	70dB	300K	
RM101T	OBS	GPU	EXT	.	.	+22V	-22V	125C	94dB	5MV	1.5UA	0.5UA	500MWF	5MA	12V	15V	30V	15uV/C	.	3MA	70dB	70dB	300K	
RM106BL	RAU	CPR	EXT	.	.	+15V	-15V	125C	84dB	2MV	20UA	3UA	.	50MA	2.5V	.	.	10uV/C	163MW	
RM107D	OBS	GPK	INT	.	.	+22V	-22V	125C	94dB	2MV	75NA	10NA	500MWF	5MA	12V	15V	30V	15uV/C	.	3MA	80dB	80dB	1.5M	
RM107Q	OBS	GPK	INT	.	.	+22V	-22V	125C	94dB	2MV	75NA	10NA	500MWF	5MA	12V	15V	30V	15uV/C	.	3MA	80dB	80dB	1.5M	
RM107T	OBS	GPK	INT	.	.	+22V	-22V	125C	94dB	2MV	75NA	10NA	500MWF	5MA	12V	15V	30V	15uV/C	.	3MA	80dB	80dB	1.5M	
RM108AD	OBS	SBA	EXT	.	.	+20V	-20V	125C	98dB	0.5MV	2NA	0.2NA	500MWF	1MA	13V	15V	1V	5uV/C	.	6MA	96dB	96dB	30M	
RM108AQ	OBS	SBA	EXT	.	.	+20V	-20V	125C	98dB	0.5MV	2NA	0.2NA	500MWF	1MA	13V	15V	1V	5uV/C	.	6MA	96dB	96dB	30M	
RM108AT	OBS	SBA	EXT	.	.	+20V	-20V	125C	98dB	0.5MV	2NA	0.2NA	500MWF	1MA	13V	15V	1V	5uV/C	.	6MA	96dB	96dB	30M	
RM108D	OBS	SBA	EXT	.	.	+20V	-20V	125C	96dB	2MV	2NA	0.2NA	500MWF	1MA	13V	15V	1V	15uV/C	.	6MA	85dB	80dB	30M	
RM108Q	OBS	SBA	EXT	.	.	+20V	-20V	125C	96dB	2MV	2NA	0.2NA	500MWF	1MA	13V	15V	1V	15uV/C	.	6MA	85dB	80dB	30M	
RM108T	OBS	SBA	EXT	.	.	+20V	-20V	125C	96dB	2MV	2NA	0.2NA	500MWF	1MA	13V	15V	1V	15uV/C	.	6MA	85dB	80dB	30M	
RM702AQ	OBS	WBA	EXT	.	0.5V/US	+14V	-7V	125C	68dB	2MV	5UA	0.5UA	500MWF	3MA	5V	1.5V	5V	10uV/C	120MW	7MA	80dB	74dB	16K	
RM702AT	OBS	WBA	EXT	.	.	+13V	-8V	125C	68dB	2MV	5UA	0.5UA	670MWF	3MA	5V	5V	5V	10uV/C	120MW	7MA	80dB	74dB	16K	
RM702D	OBS	WBA	EXT	.	.	+13V	-8V	125C	68dB	2MV	5UA	0.5UA	670MWF	3MA	5V	5V	5V	10uV/C	120MW	7MA	80dB	74dB	16K	
RM702DC	RAU	WBA	EXT	.	0.5V/US	+14V	-7V	125C	63dB	5MV	10UA	2UA	300MWF	3MA	5V	1.5V	5V	20uV/C	120MW	7MA	70dB	70dB	8K	
RM702Q	RAU	WBA	EXT	.	.	+13V	-8V	125C	68dB	2MV	5UA	0.5UA	570MWF	3MA	5V	5V	5V	10uV/C	120MW	7MA	80dB	74dB	16K	
RM702T	RAU	WBA	EXT	.	.	+13V	-8V	125C	68dB	2MV	5UA	0.5UA	500MWF	3MA	5V	5V	5V	10uV/C	120MW	7MA	80dB	74dB	16K	
RM709ABL	RAU	GPU	EXT	.3MHZ	.15V/US	+18V	-18V	125C	88dB	2MV	200NA	50NA	.	5MA	12V	10V	5V	10uV/C	108MW	.	80dB	80dB	350K	
RM709ADC	RAU	GPU	EXT	.3MHZ	.15V/US	+18V	-18V	125C	88dB	2MV	200NA	50NA	670MWF	5MA	12V	10V	5V	10uV/C	108MW	.	80dB	80dB	350K	
RM709AQ	RAU	GPU	EXT	.3MHZ	.15V/US	+18V	-18V	125C	88dB	2MV	200NA	50NA	570MWF	5MA	12V	10V	5V	10uV/C	108MW	.	80dB	80dB	350K	
RM709AT	RAU	GPU	EXT	.3MHZ	.15V/US	+18V	-18V	125C	88dB	2MV	200NA	50NA	500MWF	5MA	12V	10V	5V	10uV/C	108MW	.	80dB	80dB	350K	
RM709BL	RAU	GPU	EXT	.3MHZ	.15V/US	+18V	-18V	125C	88dB	5MV	500NA	200NA	.	5MA	12V	10V	5V	15uV/C	165MW	.	70dB	76dB	150K	
RM709DC	FAU	GPU	EXT	.3MHZ	.15V/US	+18V	-18V	125C	88dB	5MV	500NA	200NA	670MWF	5MA	12V	10V	5V	15uV/C	165MW	.	70dB	76dB	150K	
RM709Q	FAU	GPU	EXT	.3MHZ	.15V/US	+18V	-18V	125C	88dB	5MV	500NA	200NA	570MWF	5MA	12V	10V	5V	15uV/C	165MW	.	70dB	76dB	150K	
RM709T	RAU	GPU	EXT	.3MHZ	.15V/US	+18V	-18V	125C	88dB	5MV	500NA	200NA	500MWF	5MA	12V	10V	5V	15uV/C	165MW	.	70dB	76dB	150K	
RM710ABL	RAU	CPR	EXT	.	.	+14V	-6V	125C	63dB	1MV	15UA	1UA	.	5MA	2.5V	7V	5V	5uV/C	150MW	9MA	90dB	.	.	
RM710ADC	RAU	CPR	EXT	.	.	+14V	-6V	125C	63dB	1MV	15UA	1UA	670MWF	5MA	2.5V	7V	5V	5uV/C	150MW	9MA	90dB	.	.	

For detailed explanations of column heading notations, see App. A.

Also for ready references the more important abbreviations used in the column headings are listed below:

LEFT HAND PAGE

APP = application
(codes at APP.E.)

CMRR = common mode rejection ratio

CMP = compensation (frequency)

dV_{IO}/dT = input offset voltage temperature drift

GBP = gain bandwidth product

I_B = input bias current

I_{IO} = input bias offset current

I_Q = quiescent supply current

MFR = manufacturer (codes at App.C.)

P_Q = quiescent power consumer

PSRR = power supply rejection ratio

V_{CM} = common mode input voltage rating

V_{IOF} = differential input voltage rating

V_{IO} = input offset voltage

V_S = dc supply voltage

RIGHT HAND PAGE

Lead out coding summary (details at APP.G.) for different cases (APP.F.)

A = gain adjust

B = bias adjust

C = case

E- = inverting input

E+ = non-inverting input

F, F* = input frequency compensation

G = ground

J = high level input

K = output, open collector

L = output, open emitter

M = metal case

N = not connected

Q = special terminal

R, R* = outputs

S = strobe

T, T* = offset balance

V+ = +ve dc supply

V- = -ve dc supply

W = guard ring

X = blank position, no lead

++ = +ve supplementary dc supply

-- = -ve supplementary dc supply

ϕ, ϕ^* = output frequency compensation

	CASE (APP.F.)	LD 1	LD 2	LD 3	LD 4	LD 5	LD 6	LD 7	LD 8	LD 9	LD 10	LD 11	LD 12	LD 13	LD 14	LD 15	LD 16	EUROPE SUBSTITUTION	USA SUBSTITUTION	I/S	TYPE NUMBER	
	DIL-14/1P	$\phi 2$	R2	F2	F*2	E-2	E+2	V-	E+1	E-1	F1	F*1	R1	$\phi 1$	V+				MC1437L	0	RC1437DB	
	DIL-14/1C	$\phi 2$	R2	F2	F*2	E-2	E+2	V-	E+1	E-1	F1	F*1	R1	$\phi 1$	V+				MC1437L	0	RC1437DC	
	DIL-14/1C	R2	S2	V+2	N	E+1	E-1	V-	R1	S1	V+1	G	E+2	E-2	V-			LM1414J	MC1414L	0	RC1414DC	
	DIL-8/1P	R1	E-1	E+1	V-	E+2	E-2	R2	V+									TBB1458B	MC1458U	0	RC1458DN	
	DIL-8/1P	R1	E-1	E+1	V-	E+2	E-2	R2	V+									TBB1458B	MC1458U	0	RC1458NB	
	T05-8/1M	R1	E-1	E+1	V-	E+2	E-2	R2	V+									TBB1458	MC1458G	0	RC1458T	
	DIL-8/1P	T	E-	E+	V-	T*	R	V+	N										RC1556ANB	0	RC1556ANB	
	T05-8/1M	T	E-	E+	V-	T*	R	V+	N										RC1556AT	0	RC1556AT	
	DIL-8/1P	T	E-	E+	V-	T*	R	V+	N										N5556V	0	RC1556NB	
	T05-8/1M	T	E-	E+	V-	T*	R	V+	N									MC1456G	MC1456T	0	RC1556T	
	FLP-10/3G	N	F	E-	E+	V-	ϕ	R	V+	F*	N								SN52709AFA	0	RC1709	
	BML																				0	RC1741BL
	DIL-14/1P	E+1	E+2	E-2	R2	R1	E-1	G	E-3	R3	R4	E-4	E+4	E+3	V+				UA3401P	MC3401P	0	RC3401DB
	DIL-14/1P	R1	E-1	E+1	V+	E+2	E-2	R2	R3	E-3	E+3	G	E+4	E-4	R4				UA3403D	MC3403L	0	RC3403ADB
	DIL-14/1C	R1	E-1	E+1	V+	E+2	E-2	R2	R3	E-3	E+3	G	E+4	E-4	R4					RV3403ADC	0	RC3403ADC
	DIL-8/1P	T	E-	E+	V-	T*	R	V+	N												0	RC4131NB
	T05-8/1M	T	E-	E+	V-M	T*	R	V+	N											RM4131T	0	RC4131T
	DIL-14/1P	E-1	E+1	R1	R2	E+2	E-2	V-	E-3	E+3	R3	V+	R4	E+4	E-4				RV4136DB	0	DC4136DB	
	DIL-14/1P	E-1	E+1	R1	R2	E+2	E-2	V-	E-3	E+3	R3	V+	R4	E+4	E-4				RV4136DB	0	RC4136DC	
	DIL-14/1P	R1	E-1	E+1	V+	E+2	E-2	R2	R3	E-3	E+3	G	E+4	E-4	R4				RC3403ADB	0	RC4137DB	
	DIL-14/1C	R1	E-1	E+1	V+	E+2	E-2	R2	R3	E-3	E+3	G	E+4	E-4	R4						0	RC4137DC
	DIL-14/1C	N	N	T	E-	E+	V-	N	N	T*	R	V+	$\phi 0$	N	N				RC3403ADC	0	RC4531D	
	DIL-8/1P	T	E-	E+	V-	T*	R	V+	ϕ										RM4531D	0	RC4531DN	
	T05-8/1M	T	E-	E+	V-	T*	R	V+	ϕ										RM4531T	0	RC4531T	
	DIL-8/1P	R1	E-1	E+1	V-	E+2	E-2	R2	V+										MC4558CU	0	RC4558NB	
	T05-8/1M	R1	E-1	E+1	V-	E+2	E-2	R2	V+										MC4558CG	0	RC4558T	
	DIL-14/1P	R1	N	N	N	E+1	E-1	V-	E-2	E+2	N	N	N	R2	V+						0	RC4739DB
	BML																				0	RM101ABL
	DIL-14/1C	N	N	FT	E-	E+	V-	N	N	T*	R	V+	F*	N	N				UA101AD	LM101AJ14	0	RM101AD
	FLP-10/3G	N	FT	E-	E+	V-	T*	R	V+	F*	N								SFC2101APM	LM101AF	0	RM101AQ
	T05-8/1M	FT	E-	E+	V-M	T*	R	V+	F*										SFC2101A	LM101AH	0	RM101AT
	DIL-14/1C	N	N	FT	E-	E+	V-	N	N	T*	R	V+	F*	N	N				UA101AD	LM101J14	0	RM101D
	FLP-10/3G	N	FT	E-	E+	V-	T*	R	V+	F*	N								SFC2101APM	LM101F	0	RM101Q
	T05-8/1M	FT	E-	E+	V-M	T*	R	V+	F*										SFC2101A	LM101H	0	RM101T
	BML																				0	RM106BL
	DIL-14/1C	N	N	N	E-	E+	V-	N	N	N	R	V+	N	N	N				SN52107JA	LM107D	0	RM107D
	FLP-10/3G	N	N	E-	E+	V-	N	R	V+	N	N								SFC2107PM	LM107F	0	RM107Q
	T05-8/1M	N	E-	E+	V-M	N	R	V+	N										SFC2107M	LM107H	0	RM107T
	DIL-14/1C	N	F	N	E-	E+	N	V-	N	N	R	V+	F*	N	N				UA108AD	LM108AD	0	RM108AD
	FLP-10/3G	N	N	E-	E+	N	V-	R	V+	F*	F								LM108AF	0	RM108AQ	
	T05-8/1M	F	E-	E+	V-M	N	R	V+	F*										SFC2108A	LM108AH	0	RM108AT
	DIL-14/1C	N	F	N	E-	E+	N	V-	N	N	R	V+	F*	N	N				UA108D	LM108D	0	RM108D
	FLP-10/3G	N	N	E-	E+	N	V-	R	V+	F*	F								SFC2108PM	LM108F	0	RM108Q
	T05-8/1M	F	E-	E+	V-M	N	R	V+	F*										SFC2108M	LM108H	0	RM108T
	FLP-10/3G	N	G	E-	E+	V-	F	ϕ	R	N	V+								SN52702AFA	0	RM702AQ	
	T05-8/1M	G	E-	E+	V-M	F	ϕ	R	V+										SN52702AL	UA702HM	0	RM702AT
	DIL-14/1C	N	N	G	E-	E+	V-	N	N	F	ϕ	R	N	V+	N				SN52702AJ	UA702DM	0	RM702D
	DIL-14/1C	N	N	G	E-	E+	V-	N	N	F	ϕ	R	N	V+	N				MC1712L	SN52702J	0	RM702DC
	FLP-10/3G	N	G	E-	E+	V-	F	ϕ	R	N	V+								MC1712F	UA702FM	0	RM702Q
	T05-8/1M	G	E-	E+	V-M	F	ϕ	R	V+										MC1712G	UA702HM	0	RM702T
	BML																				0	RM709ABL
	DIL-14/1C	N	N	F	E-	E+	V-	N	N	ϕ	R	V+	F*	N	N				LM709AJ	UA709ADM	0	RM709ADC
	FLP-10/3G	N	F	E-	E+	V-	ϕ	R	V+	F*	N								SN52709AFA	UA709AFM	0	RM709AQ
	T05-8/1M	F	E-	E+	V-	ϕ	ϕ^*	R	V+	F*									MC1709AG	UA709AHM	0	RM709AT
	BML																				0	RM709BL
	DIL-14/1C	N	N	F	E-	E+	V-	N	N	ϕ	R	V+	F*	N	N				LM709J	UA709DM	0	RM709DC
	FLP-10/3G	N	F	E-	E+	V-	ϕ	R	V+	F*	N								UA709FM	0	RM709Q	
	T05-8/1M	F	E-	E+	V-	ϕ	ϕ^*	R	V+	F*									TAA522	UA709HM	0	RM709T
	BML																				0	RM710ABL
	DIL-14/1C	N	G	E+	E-	N	V-	N	N	R	N	V+	N	N	N					RM710ADC	0	RM710ADC

TYPE NUMBER	MFR	APP	CMP	GBP MIN	SLEW RATE MIN	V _{S+} MAX	V _{S-} MAX	T _{OP} MAX	A _{VOL} MIN	V _{IO} MAX	I _B MAX	I _O MAX	P _{TOT} MAX	I _{OUT} MIN	V _{OUT} MIN	V _{ICM} MAX	V _{IDF} MAX	dV _{IO} /dT MAX	P _O MAX	I _O MAX	CM RR MIN	PS RR MIN	R _{IN} MIN
RM710AQ	RAU	CPR	EXT	.	.	+14V	-6V	125C	63dB	1M _V	15uA	1uA	500MWF	5MA	2.5V	7V	5V	5uV/C	150MW	9MA	90dB	.	.
RM710AT	RAU	CPR	EXT	.	.	+14V	-6V	125C	63dB	1M _V	15uA	1uA	500MWF	5MA	2.5V	7V	5V	5uV/C	150MW	9MA	90dB	.	.
RM710BL	RAU	CPR	EXT	.	.	+14V	-6V	125C	62dB	2M _V	20uA	3uA	500MWF	5MA	2.5V	7V	5V	10uV/C	150MW	.	80dB	.	.
RM710DC	RAU	CPR	EXT	.	.	+14V	-6V	125C	62dB	2M _V	20uA	3uA	670MWF	5MA	2.5V	7V	5V	10uV/C	150MW	.	80dB	.	.
RM710Q	RAU	CPR	EXT	.	.	+14V	-6V	125C	62dB	2M _V	20uA	3uA	570MWF	5MA	2.5V	7V	5V	10uV/C	150MW	.	80dB	.	.
RM710T	RAU	CPR	EXT	.	.	+14V	-7V	125C	62dB	2M _V	20uA	3uA	500MWF	5MA	2.5V	7V	5V	10uV/C	150MW	.	80dB	.	.
RM711BL	RAU	DCP	EXT	.	.	+14V	-7V	125C	58dB	3.5M _V	75uA	10uA	500MWF	5MA	2.5V	7V	5V	20uV/C	200MW
RM711DC	RAU	DCP	EXT	.	.	+14V	-7V	125C	58dB	3.5M _V	75uA	10uA	670MWF	5MA	2.5V	7V	5V	20uV/C	200MW
RM711Q	RAU	DCP	EXT	.	.	+14V	-7V	125C	58dB	3.5M _V	75uA	10uA	570MWF	5MA	2.5V	7V	5V	20uV/C	200MW
RM711T	RAU	DCP	EXT	.	.	+14V	-7V	125C	58dB	3.5M _V	75uA	10uA	500MWF	5MA	2.5V	7V	5V	20uV/C	200MW
RM725T	RAU	PIA	EXT	.	.	+22V	-22V	125C	120dB	1M _V	100NA	20NA	500MWF	5MA	12V	22V	5V	5uV/C	150MW	.	110dB	100dB	500K
RM733T	RAU	BDO	EXT	20MHZ	.	+8V	-8V	125C	50dB	5M _V	20uA	3uA	500MWF	2MA	1.5V	6V	5V	.	24MA	60dB	50dB	2K	.
RM741D	RAU	GPK	INT	4MHZ	0.3V/uS	+22V	-22V	125C	94dB	5M _V	80NA	30NA	670MWF	5MA	12V	15V	30V	15uV/C	150MW	3MA	80dB	86dB	1M
RM741Q	RAU	GPK	INT	.	0.2V/uS	+22V	-22V	125C	94dB	5M _V	500NA	200NA	570MWF	5MA	12V	15V	30V	.	85MW	3MA	70dB	76dB	300K
RM741T	RAU	GPK	INT	.	0.2V/uS	+22V	-22V	125C	94dB	5M _V	500NA	200NA	500MWF	7MA	12V	15V	30V	.	85MW	3MA	70dB	76dB	300K
RM741TE	RAU	GPK	INT	.	0.2V/uS	+22V	-22V	125C	94dB	5M _V	500NA	200NA	500MWF	7MA	12V	15V	30V	.	85MW	3MA	70dB	76dB	300K
RM747DC	RAU	DGK	INT	.	0.2V/uS	+18V	-18V	70C	88dB	6M _V	500NA	200NA	670MWF	5MA	12V	15V	30V	.	85MW	3MA	70dB	76dB	300K
RM747T	RAU	DGK	INT	.	0.2V/uS	+22V	-22V	125C	94dB	5M _V	500NA	200NA	500MWF	5MA	12V	15V	30V	.	85MW	3MA	70dB	76dB	300K
RM748BL	RAU	GPU	EXT	.	0.2V/uS	+22V	-22V	125C	94dB	5M _V	500NA	200NA	500MWF	5MA	12V	15V	30V	.	85MW	3MA	70dB	76dB	300K
RM748T	RAU	GPU	EXT	.	0.2V/uS	+22V	-22V	125C	94dB	5M _V	500NA	200NA	500MWF	5MA	12V	15V	30V	.	85MW	3MA	70dB	76dB	300K
RM1514DC	RAU	DCP	EXT	.	.	+14V	-7V	125C	62dB	2M _V	20uA	3uA	1WF	5MA	1V	7V	5V	15uV/C	150MW	9MA	80dB	.	.
RM1537DC	RAU	DGU	EXT	.	0.1V/uS	+18V	-18V	125C	88dB	5M _V	0.5uA	0.2uA	750MWF	5MA	12V	18V	5V	10uV/C	225MW	.	70dB	76dB	150K
RM1556AT	RAU	SBA	INT	2MHZ	1V/uS	+22V	-22V	125C	100dB	2M _V	15NA	2NA	500MWF	6MA	12V	15V	30V	.	.	80dB	80dB	3M	
RM1556T	RAU	SBA	INT	5MHZ	1V/uS	+22V	-22V	125C	100dB	4M _V	15NA	2NA	680MWF	6MA	12V	22V	22V	30uV/C	45MW	2MA	80dB	80dB	1.5M
RM1558T	RAU	DGK	INT	5MHZ	0.3V/uS	+22V	-22V	125C	94dB	5M _V	0.5uA	0.2uA	680MWF	5MA	12V	15V	30V	50uV/C	150MW	5MA	70dB	76dB	300K
RM1741BL	RAU	GPK	INT	.	0.2V/uS	+22V	-22V	125C	94dB	5M _V	500NA	200NA	500MWF	7MA	12V	15V	30V	.	85MW	3MA	70dB	76dB	300K
RM3503ADC	RAU	QGK	INT	3MHZ	0.5V/uS	+18V	-18V	125C	94dB	4M _V	400NA	50NA	650MWF	6MA	13V	18V	36V	.	.	4MA	70dB	86dB	.
RM4131T	RAU	GPK	INT	2MHZ	1V/uS	+22V	-22V	125C	94dB	2M _V	50NA	10NA	500MWF	7MA	16V	15V	30V	15uV/C	.	2MA	80dB	80dB	2.2M
RM4136DC	RAU	QGK	INT	1MHZ	0.5V/uS	+22V	-22V	125C	94dB	5M _V	500NA	200NA	800MWF	5MA	12V	15V	30V	.	840MW	.	70dB	76dB	300K
RM4531D	RAU	HSR	EXT	.	10V/uS	+22V	-22V	125C	94dB	5M _V	500NA	200NA	500MWF	5MA	10V	15V	15V	.	210MW	7MA	70dB	76dB	300K
RM4531T	RAU	HSR	EXT	.	10V/uS	+22V	-22V	125C	94dB	5M _V	500NA	200NA	500MWF	5MA	10V	15V	15V	.	210MW	7MA	70dB	76dB	300K
RM4558T	RAU	DWB	EXT	1MHZ	0.5V/uS	+22V	-22V	125C	94dB	5M _V	500NA	200NA	500MWF	5MA	12V	15V	30V	.	170MW	.	70dB	76dB	300K
RSN52709H	RAU	GPU	EXT	.	.	+18V	-18V	125C	88dB	5M _V	500NA	200NA	300MWF	5MA	12V	10V	5V	15uV/C	165MW	6MA	70dB	76dB	150K
RSN52709Y	RAU	GPU	EXT	.	.	+18V	-18V	125C	88dB	5M _V	500NA	200NA	500MWF	5MA	12V	10V	5V	15uV/C	165MW	6MA	70dB	76dB	150K
RV3301DB	RAU	QCD	INT	1MSHZ	0.2V/uS	+28V	.	85C	60dB	4M _V	300NA	.	625MWF	6MA	13V	10MA	50dB	.	.
RV3403ADB	RAU	QGK	INT	3MHZ	0.5V/uS	+18V	-18V	85C	88dB	6M _V	500NA	50NA	650MWF	6MA	13V	18V	36V	.	.	5MA	70dB	80dB	.
RV3403ADC	RAU	QGK	INT	3MHZ	0.5V/uS	+18V	-18V	85C	88dB	6M _V	500NA	50NA	650MWF	6MA	13V	18V	36V	.	.	5MA	70dB	80dB	.
RV4136DB	RAU	QGK	INT	1MHZ	0.3V/uS	+18V	-18V	85C	86dB	5M _V	500NA	200NA	800MWF	5MA	12V	15V	30V	.	840MW	.	70dB	76dB	300K
RV4558NB	RAU	DWB	INT	1MHZ	0.5V/uS	+22V	-22V	85C	86dB	5M _V	500NA	200NA	500MWF	5MA	12V	15V	30V	.	170MW	.	70dB	76dB	300K
S5556T	SJU	SBA	INT	5MHZ	1V/uS	+22V	-22V	125C	100dB	4M _V	15NA	2NA	500MWF	6MA	12V	22V	22V	30uV/C	45MW	2MA	80dB	80dB	1.5M
S5556V	SJU	SBA	INT	5MHZ	1V/uS	+22V	-22V	125C	100dB	4M _V	15NA	2NA	680MWF	6MA	12V	22V	22V	30uV/C	45MW	2MA	80dB	80dB	1.5M
S5558E	OBS	DGK	INT	5MHZ	0.3V/uS	+22V	-22V	125C	94dB	5M _V	0.5uA	0.2uA	750MWF	5MA	12V	15V	30V	50uV/C	150MW	5MA	70dB	76dB	300K
S5558T	SJU	DGK	INT	5MHZ	0.3V/uS	+22V	-22V	125C	94dB	5M _V	0.5uA	0.2uA	500MWF	5MA	12V	15V	30V	.	150MW	5MA	70dB	76dB	300K
S5709G	OBS	GPU	EXT	3MHZ	.15V/uS	+18V	-18V	125C	88dB	5M _V	500NA	200NA	570MWF	5MA	12V	10V	5V	15uV/C	165MW	.	70dB	76dB	150K
S5709T	OBS	GPU	EXT	3MHZ	.15V/uS	+18V	-18V	125C	88dB	5M _V	500NA	200NA	500MWF	5MA	12V	10V	5V	15uV/C	165MW	.	70dB	76dB	150K
S5710T	OBS	DCP	EXT	.	.	+14V	-7V	125C	62dB	2M _V	20uA	3uA	500MWF	5MA	2.5V	7V	5V	10uV/C	150MW	.	80dB	.	.
S5711K	OBS	DPR	EXT	.	.	+14V	-7V	125C	58dB	3.5M _V	75uA	10uA	500MWF	5MA	2.5V	7V	5V	20uV/C	200MW
S5733K	OBS	BDO	EXT	20MHZ	.	+8V	-8V	125C	50dB	5M _V	20uA	3uA	500MWF	2MA	1.5V	6V	5V	.	24MA	60dB	50dB	2K	.
S5741T	OBS	GPK	INT	.	0.2V/uS	+22V	-22V	125C	94dB	5M _V	500NA	200NA	500MWF	7MA	12V	15V	30V	.	85MW	3MA	70dB	76dB	300K
SA532N(8)	MUG	DGK	INT	3MHZ	.	+15V	-15V	85C	84dB	7.5M _V	500NA	150NA	.	.	14V	14V	16V	20uV/C	.	2MA	60dB	80dB	.
SA532V	MUG	DGK	INT	3MHZ	.	+15V	-15V	85C	84dB	7.5M _V	500NA	150NA	.	.	14V	14V	16V	20uV/C	.	2MA	60dB	80dB	.
SA534A	MUG	QGK	INT	.	.	+16V	-16V	85C	94dB	5M _V	150NA	30NA	570MWF	.	.	16V	16V	35uV/C	.	2MA	70dB	65dB	.
SA534N(14)	MUG	QGK	INT	.	.	+16V	-16V	85C	94dB	5M _V	150NA	30NA	570MWF	.	.	16V	16V	35uV/C	.	2MA	70dB	65dB	.
SE515A	MUG	PIA	EXT	.	.	+6V	-6V	125C	71dB	2M _V	24uA	.	.	30MA	5.6V	1.5V	5V	.	.	7MA	94dB	.	2K
SE515K	SJU	PIA	EXT	.	.	+6V	-6V	75C	71dB	2M _V	24uA	.	.	30MA	5.6V	1.5V	5V	.	.	7MA	94dB	.	2K
SE515Q	SJU	PIA	EXT	.	.	+6V	-6V																

For detailed explanations of column heading notations, see App. A.
 Also for ready references the more important abbreviations used in the column headings are listed below:
 LEFT HAND PAGE
 APP = application (codes at APP.E.)
 CMRR = common mode rejection ratio
 CMP = compensation (frequency)
 dV_{IO}/dT = input offset voltage temperature drift
 GBP = gain bandwidth product
 I_B = input bias current
 I_{IO} = input bias offset current
 I_Q = quiescent supply current
 MFR = manufacturer (codes at App.C.)
 P_O = quiescent power consumer
 PSRR = power supply rejection ratio
 V_{ICM} = common mode input voltage rating
 V_{IDF} = differential input voltage rating
 V_{IO} = input offset voltage
 V_S = dc supply voltage

RIGHT HAND PAGE
 Lead out coding summary (details at APP.G.) for different cases (APP.F.)
 A = gain adjust
 B = bias adjust
 C = case
 E- = inverting input
 E+ = non-inverting input
 F,F* = input frequency compensation
 G = ground
 J = high level input
 K = output, open collector
 L = output, open emitter
 M = metal case
 N = not connected
 Q = special terminal
 R,R* = outputs
 S = strobe
 T,T* = offset balance
 V+ = +ve dc supply
 V- = -ve dc supply
 W = guard ring
 X = blank position, no lead
 + + = +ve supplementary dc supply
 - - = -ve supplementary dc supply
 ϕ,ϕ^* = output frequency compensation

CASE (APP F)	LD 1	LD 2	LD 3	LD 4	LD 5	LD 6	LD 7	LD 8	LD 9	LD 10	LD 11	LD 12	LD 13	LD 14	LD 15	LD 16	EUROPE SUBSTITUTE	USA SUBSTITUTE	S	I	TYPE NUMBER
FLP-10/3G	G	E+	E-	N	V-	R	N	V+	N	N	RM710AQ	0	RM710AT	
T05-8/1M	G	E+	E-	V-	N	N	R	V+	RM710AT	0	RM710AT	
BML	RM710BL	0	RM710BL	
DIL-14/1C	N	G	E+	E-	N	V-	N	R	N	V+	N	N	N	.	.	.	SFC2710KM	UA710DM	0	RM710DC	
FLP-10/3G	G	E+	E-	N	V-	R	N	V+	N	N	SFC2710PM	UA710FM	0	RM710Q	
T05-8/1M	G	E+	E-	V-	N	N	R	V+	SFC2710M	UA710HM	0	RM710T	
BML	RM711BL	0	RM711BL	
DIL-14/1C	N	E-1	E+1	V-	E+2	E-2	N	N	S2	R	V+	G	S1	N	.	.	SFC2711KM	UA711DM	0	RM711DC	
FLP-10/3G	E-1	E+1	V-	E+2	E-2	S2	R	V+	G	S1	SFC2711PM	UA711FM	0	RM711Q	
T05-10/1M	G	S1	E-1	E+1	V-	E+2	E-2	S2	R	V+	SFC2711M	UA711HM	0	RM711T	
T05-8/1M	T	E-	E+	V-	ϕ	ϕ^*	V+	T*	LM725H	UA725HM	0	RM725T	
T05-10/1M	E-	E+	A2	A*2	V-	R*	V+	A1	A*1	SN52733L	UA733HM	0	RM733T	
DIL-14/1C	N	N	T	E-	E+	V-	N	T*	R	V+	N	N	N	.	.	.	LM741D	UA741DM	0	RM741D	
FLP-10/3G	N	T	E-	E+	V-	T*	R	V+	N	N	LM741F	UA741FM	0	RM741Q	
T05-8/1M	T	E-	E+	V-M	T*	R	V+	N	TBA222	UA741HM	0	RM741T	
T05-8/1M	T	E-	E+	V-M	T*	R	V+	N	TBA222	UA741HM	0	RM741TE	
DIL-14/1C	E-1	E+1	T1	V-	T2	E+2	E-2	T*2	V+2	R2	N	R1	V+1	T*1	.	.	TBB0747A	UA747DC	0	RM747DC	
T05-10/1M	R1	V+1	E-1	E+1	V-	E+2	E-2	V+2	R2	N	SFC2747M	UA747HM	0	RM747T	
BML	RM748BL	0	RM748BL	
T05-8/1M	FT	E-	E+	V-	T*	R	V+	F*	TBC0748	UA748HM	0	RM748T	
DIL-14/1C	R2	S2	V+2	N	E+1	E-1	V-	R1	S1	V+1	G	E+2	E-2	V-	.	.	LM1514J	MC1514L	0	RM1514DC	
DIL-14/1C	ϕ 2	R2	F2	F*2	E-2	E+2	V-	E+1	E-1	F1	F*1	R1	ϕ 1	V+	.	.	MC1537L	MC1537DC	0	RM1537DC	
T05-8/1M	T	E-	E+	V-	T*	R	V+	N	RM1556AT	MC1556AT	0	RM1556AT	
T05-8/1M	T	E-	E+	V-	T*	R	V+	N	S5556T	MC1556G	0	RM1556T	
T05-8/1M	R1	E-1	E+1	V-	E+2	E-2	R2	V+	TBC1458	MC1558G	0	RM1558T	
BML	RM1741BL	0	RM1741BL	
DIL-14/1C	R1	E-1	E+1	V+	E+2	E-2	R2	R3	E-3	E+3	G	E+4	E-4	R4	0	RM1741BL	
T05-8/1M	T	E-	E+	V-M	T*	R	V+	N	MC1558L	MC1558L	0	RM3503ADC
DIL-14/1C	E-1	E+1	R1	R2	E+2	E-2	V-	E-3	E+3	R3	V+	R4	E+4	E-4	.	.	RM3403ADC	RM3403ADC	0	RM3403ADC	
DIL-14/1C	N	N	T	E-	E+	V-	N	N	T*	R	V+	ϕ	N	N	.	.	RM4136DC	RM4136DC	0	RM4136DC	
DIL-14/1C	N	N	T	E-	E+	V-	N	N	T*	R	V+	ϕ	N	N	.	.	MC4558U	MC4558U	0	RM4136DC	
T05-8/1M	T	E-	E+	V-	T*	R	V+	N	MC1556T	MC1556G	0	RM4558NB	
DIL-8/1P	R1	E-1	E+1	V+	E+2	E-2	R2	R3	E-3	E+3	G	E+4	E-4	R4	.	.	MC1556V	MC1556V	0	RM4558NB	
DIL-14/1P	R1	E-1	E+1	V+	E+2	E-2	R2	R3	E-3	E+3	G	E+4	E-4	R4	.	.	MC1558L	MC1558L	0	RM4558NB	
T05-8/1M	R1	E-1	E+1	V-	E+2	E-2	R2	V+	TBC1458	MC1558G	0	RM4558NB	
FLP-10/3G	N	F	E-	E+	V-	ϕ	R	V+	F*	N	SN52709AFA	UA709FM	0	RM4558T	
T05-8/1M	F	E-	E+	V-	ϕ	ϕ^*	V+	F*	TAA522	UA709HM	0	RM4558T	
T05-8/1M	G	E+	E-	V-	N	N	R	V+	SFC2710M	UA710HM	0	RM4558T	
T05-10/1M	G	S1	E-1	E+1	V-	E+2	E-2	S2	R	V+	SFC2711M	UA711HM	0	RM4558T	
T05-10/1M	E-	E+	A2	A*2	V-	R*	V+	A1	A*1	LM733H	UA733HM	0	RM4558T	
T05-8/1M	T	E-	E+	V-M	T*	R	V+	N	TBA222	UA741HM	0	RM4558T	
DIL-8/1P	R1	E-1	E+1	V-	E+2	E-2	R2	V+	SA532V	SA532V	0	RM4558T	
DIL-8/1P	R1	E-1	E+1	V-	E+2	E-2	R2	V+	LM224J	LM224D	0	RM4558T	
DIL-14/1P	R1	E-1	E+1	V+	E+2	E-2	R2	R3	E-3	E+3	G	E+4	E-4	R4	.	.	LM224J	LM224D	0	RM4558T	
DIL-14/1P	R1	E-1	E+1	V+	E+2	E-2	R2	R3	E-3	E+3	G	E+4	E-4	R4	.	.	LM224J	LM224D	0	RM4558T	
DIL-14/1P	E2	N	N	F	N	R2	V-	R1	N	N	F*	N	E1	V+	.	.	SA532V	SA532V	0	RM4558T	
T05-10/1M	V-M	R1	N	F	E1	V+	E2	F*	N	R2	SA532V	SA532V	0	RM4558T	
T05-10/1M	V-M	R1	N	F	E1	V+	E2	F*	N	R2	SA532V	SA532V	0	RM4558T	
T05-10/1M	E	E*	V-1	S*	R*	G	R	S	V+2	V+1	SA532V	SA532V	0	RM4558T	
T05-10/1M	E	E*	V-1	S*	R*	G	R	S	V+2	V+1	SA532V	SA532V	0	RM4558T	
T05-8/1M	T	E-	E+	V-	T*	R	V+	F	HA2-2505	HA2-2505	0	RM4558T	
DIL-8/1P	T	E-	E+	V-	T*	R	V+	F	SA531V	SA531V	0	RM4558T

TYPE NUMBER	MFR	APP	COMP	GBP MIN	SLEW RATE MIN	V _{S+} MAX	V _{S-} MAX	T _{OS} MAX	AVOL MIN	V _{IO} MAX	I _B MAX	I _O MAX	P _{ROT} MAX	I _{OUT} MIN	V _{OUT} MIN	V _{ICM} MAX	V _{IDF} MAX	dV _{IO} /dT MAX	P _O MAX	I _O MAX	CM RR MIN	PS RR MIN	R _{IN} MIN
SE532T	SJU	DGK	INT	.3MHZ	.	+15V	-15V	125C	88dB	6MV	300NA	100NA	.	.	14V	14V	16V	20uV/C	.	2MA	60dB	80dB	.
SE535N(8)	MUG	HSR	INT	.3MHZ	5V/uS	+22V	-22V	125C	88dB	3MV	100NA	20NA	500MMWF	5MA	12V	13V	30V	1.5uV/C	.	3MA	80dB	100dB	.
SE535T	MUG	HSR	INT	.3MHZ	5V/uS	+22V	-22V	125C	88dB	3MV	100NA	20NA	500MMWF	5MA	12V	13V	30V	1.5uV/C	.	3MA	80dB	100dB	.
SE535V	MUG	HSR	INT	.3MHZ	5V/uS	+22V	-22V	125C	88dB	3MV	100NA	20NA	500MMWF	5MA	12V	13V	30V	1.5uV/C	.	3MA	80dB	100dB	.
SE540L	SJU	HCO	EXT	.	100V/uS	+27V	-27V	125C	.	7MV	3uA	0.7uA	1WF	.12A	20MA	90dB	80dB	10K
SE592A	SJU	BDO	EXT	20MHZ	.	+8V	-8V	125C	50dB	5MV	20uA	3uA	670MMWF	2MA	1.5V	6V	5V	.	.	24MA	60dB	50dB	2K
SE592F	MUG	BDO	EXT	20MHZ	.	+8V	-8V	125C	50dB	5MV	20uA	3uA	670MMWF	2MA	1.5V	6V	5V	.	.	24MA	60dB	50dB	2K
SE592K	SJU	BDO	EXT	20MHZ	.	+8V	-8V	125C	50dB	5MV	20uA	3uA	500MMWF	2MA	1.5V	6V	5V	.	.	24MA	60dB	50dB	2K
SE592N(14)	MUG	BDO	EXT	20MHZ	.	+8V	-8V	125C	50dB	5MV	20uA	3uA	670MMWF	2MA	1.5V	6V	5V	.	.	24MA	60dB	50dB	2K
SF.C2101A	THF	GPU	EXT	.	.	+22V	-22V	125C	94dB	2MV	75NA	10NA	500MMWF	5MA	12V	15V	30V	15uV/C	.	3MA	80dB	80dB	1.5M
SF.C2101APM	THF	GPU	EXT	.	.	+22V	-22V	125C	94dB	2MV	75NA	10NA	500MMWF	5MA	12V	15V	30V	15uV/C	.	3MA	80dB	80dB	1.5M
SF.C2107M	THF	GPK	INT	.	.	+22V	-22V	125C	94dB	2MV	75NA	10NA	500MMWF	2MA	12V	15V	30V	15uV/C	.	3MA	80dB	80dB	1.5M
SF.C2107PM	THF	GPK	INT	.	.	+22V	-22V	125C	94dB	2MV	75NA	10NA	500MMWF	2MA	12V	15V	30V	15uV/C	.	3MA	80dB	80dB	1.5M
SF.C2108A	THF	SBA	EXT	.	.	+20V	-20V	125C	98dB	0.5MV	2NA	0.2NA	500MMWF	1MA	13V	15V	1V	5uV/C	.	6MA	96dB	96dB	30M
SF.C2108M	THF	SBA	EXT	.	.	+20V	-20V	125C	96dB	2MV	2NA	0.2NA	500MMWF	1MA	13V	15V	1V	15uV/C	.	6MA	85dB	80dB	30M
SF.C2108PM	THF	SBA	EXT	.	.	+20V	-20V	125C	96dB	2MV	2NA	0.2NA	500MMWF	1MA	13V	15V	1V	15uV/C	.	6MA	85dB	80dB	30M
SF.C2110M	THF	VFA	INT	.	15V/uS	+18V	-18V	125C	0dB	4MV	3NA	.	500MMWF	1MA	10V	15V	15V	50uV/C	.	6MA	.	70dB	10G
SF.C2111M	THF	CPR	EXT	.	.	+18V	-18V	125C	100dB	4MV	100NA	10NA	500MMWF	.	15V	30V	.	.	.	6MA	.	.	.
SF.C2118M	THF	XSR	INT	.	50V/uS	+20V	-20V	125C	94dB	4MV	250NA	50NA	500MMWF	6MA	12V	15V	1V	.	.	8MA	80dB	70dB	1M
SF.C2201A	THG	GPU	EXT	.	.	+22V	-22V	85C	94dB	2MV	75NA	10NA	500MMWF	5MA	12V	15V	30V	15uV/C	.	3MA	80dB	80dB	500K
SF.C2201APT	THG	GPU	EXT	.	.	+22V	-22V	85C	94dB	2MV	75NA	10NA	500MMWF	5MA	12V	15V	30V	15uV/C	.	3MA	80dB	80dB	500K
SF.C2207	THF	GPK	INT	.	.	+22V	-22V	85C	94dB	2MV	75NA	10NA	500MMWF	5MA	12V	15V	30V	15uV/C	.	3MA	80dB	80dB	1.5M
SF.C2207PT	THF	GPK	INT	.	.	+22V	-22V	85C	94dB	2MV	75NA	10NA	500MMWF	5MA	12V	15V	30V	15uV/C	.	3MA	80dB	80dB	1.5M
SF.C2208	THF	SBA	EXT	.	.	+20V	-20V	85C	96dB	2MV	2NA	0.2NA	500MMWF	1MA	13V	15V	1V	15uV/C	.	6MA	85dB	80dB	30M
SF.C2208A	THF	SBA	EXT	.	.	+20V	-20V	85C	98dB	0.5MV	2NA	0.2NA	500MMWF	1MA	13V	15V	1V	5uV/C	.	6MA	96dB	96dB	30M
SF.C2208PT	THF	SBA	EXT	.	.	+20V	-20V	85C	96dB	2MV	2NA	0.2NA	500MMWF	1MA	13V	15V	1V	15uV/C	.	6MA	85dB	80dB	30M
SF.C2210	THF	VFA	INT	.	15V/uS	+18V	-18V	85C	0dB	4MV	3NA	.	500MMWF	1MA	10V	15V	15V	50uV/C	.	6MA	.	70dB	10G
SF.C2211	THF	CPR	EXT	.	.	+18V	-18V	85C	100dB	3MV	100NA	10NA	500MMWF	.	15V	30V	.	.	.	6MA	.	.	.
SF.C2218	THF	XSR	INT	.	50V/uS	+20V	-20V	85C	94dB	4MV	250NA	50NA	500MMWF	6MA	12V	15V	1V	.	.	8MA	80dB	70dB	1M
SF.C2301A	THF	GPU	EXT	.	.	+18V	-18V	70C	88dB	7.5MV	250NA	50NA	500MMWF	5MA	12V	15V	30V	30uV/C	.	3MA	70dB	70dB	500K
SF.C2301ADC	THG	GPU	EXT	.	.	+18V	-18V	70C	88dB	7.5MV	250NA	50NA	500MMWF	5MA	12V	15V	30V	30uV/C	.	3MA	70dB	70dB	500K
SF.C2307	THF	GPK	INT	.	.	+18V	-18V	70C	84dB	7.5MV	250NA	50NA	500MMWF	5MA	12V	15V	30V	30uV/C	.	.	70dB	70dB	0.5M
SF.C2307DC	THF	GPK	INT	.	.	+18V	-18V	70C	84dB	7.5MV	250NA	50NA	500MMWF	5MA	12V	15V	30V	30uV/C	.	.	70dB	70dB	0.5M
SF.C2308	THF	SBA	EXT	.	.	+18V	-18V	70C	88dB	7.5MV	7NA	1NA	500MMWF	1MA	13V	15V	1V	30uV/C	.	6MA	80dB	80dB	10M
SF.C2308A	THF	SBA	EXT	.	.	+18V	-18V	70C	98dB	0.5MV	7NA	1NA	500MMWF	1MA	13V	15V	1V	5uV/C	.	6MA	96dB	96dB	10M
SF.C2308DC	THF	SBA	EXT	.	.	+18V	-18V	70C	88dB	7.5MV	7NA	1NA	500MMWF	1MA	13V	15V	1V	30uV/C	.	6MA	80dB	80dB	10M
SFC2310	THF	VFA	INT	.	15V/uS	+18V	-18V	70C	0dB	7.5MV	7NA	.	500MMWF	1MA	10V	15V	15V	50uV/C	.	6MA	.	70dB	10G
SF.C2310DC	THF	VFA	INT	.	15V/uS	+18V	-18V	70C	0dB	7.5MV	7NA	.	500MMWF	1MA	10V	15V	15V	50uV/C	.	6MA	.	70dB	10G
SF.C2310EC	THF	VFA	INT	.	15V/uS	+18V	-18V	70C	0dB	7.5MV	7NA	.	500MMWF	1MA	10V	15V	15V	50uV/C	.	6MA	.	70dB	10G
SF.C2311	THF	CPR	EXT	.	.	+18V	-18V	70C	100dB	7.5MV	250NA	50NA	500MMWF	.	15V	30V	.	.	.	8MA	.	.	.
SF.C2311DC	THF	CPR	EXT	.	.	+18V	-18V	70C	100dB	7.5MV	250NA	50NA	500MMWF	.	15V	30V	.	.	.	8MA	.	.	.
SF.C2311EC	THF	CPR	EXT	.	.	+18V	-18V	70C	100dB	7.5MV	250NA	50NA	500MMWF	.	15V	30V	.	.	.	8MA	.	.	.
SF.C2315DC	THF	GPU	EXT	.	3V/uS	+15V	-15V	70C	75dB	20MV	50NA	25NA	.	25MA	14V	13V	13V	50uV/C	.	3MA	60dB	74dB	1M
SF.C2318	THF	XSR	INT	.	50V/uS	+20V	-20V	70C	88dB	10MV	500NA	200NA	500MMWF	6MA	12V	15V	1V	.	.	8MA	70dB	65dB	500K
SF.2318EC	THG	XSR	INT	.	50V/uS	+20V	-20V	70C	88dB	10MV	500NA	200NA	500MMWF	6MA	12V	15V	1V	.	.	8MA	70dB	65dB	500K
SF.C2458C	THF	DGK	INT	.	0.3V/uS	+18V	-18V	70C	88dB	6MV	500NA	200NA	680MMWF	5MA	12V	15V	30V	.	.	6MA	70dB	77dB	300K
SF.C2458DC	THF	DGK	INT	.	.	+18V	-18V	70C	86dB	6MV	500NA	200NA	500MMWF	5MA	12V	15V	30V	.	.	6MA	70dB	77dB	300K
SF.C2458M	THF	DGK	INT	.5MHZ	0.3V/uS	+22V	-22V	125C	94dB	5MV	500NA	200NA	680MMWF	5MA	12V	15V	30V	.	150MM	5MA	70dB	76dB	300K
SF.C2709A	THF	GPU	EXT	.3MHZ	.15V/uS	+18V	-18V	125C	88dB	2MV	200NA	50NA	300MMWF	7MA	12V	10V	5V	10uV/C	108MM	4MA	80dB	80dB	350K
SF.C2709AE	THF	GPU	EXT	.3MHZ	.15V/uS	+18V	-18V	70C	88dB	3.5MV	500NA	200NA	300MMWF	5MA	12V	10V	5V	10uV/C	200MM	6MA	70dB	76dB	120K
SF.C2709AP	THF	GPU	EXT	.3MHZ	.15V/uS	+18V	-18V	125C	88dB	2MV	200NA	50NA	250MMWF	7MA	12V	10V	5V	10uV/C	108MM	4MA	80dB	80dB	350K
SF.C2709C	THF	GPU	EXT	.3MHZ	.15V/uS	+18V	-18V	70C	84dB	7.5MV	1.5uA	500NA	300MMWF	5MA	12V	10V	5V	.	200MM	7MA	65dB	74dB	50K
SF.C2709DC	THF	GPU	EXT	.3MHZ	.15V/uS	+18V	-18V	70C	84dB	7.5MV	1.5uA	500NA	300MMWF	5MA	12V	10V	5V	.	200MM	7MA	65dB	74dB	50K
SF.C2709EC	THF	GPU	EXT	.3MHZ	.15V/uS	+18V	-18V	70C	84dB	7.5MV	1.5uA	500NA	300MMWF	5MA	12V	10V	5V	.	200MM	7MA	65dB	74dB	50K
SF.C2709ET	THF	GPU	EXT	.	.15V/uS	+18V	-18V	85C	88dB	5MV	750NA	300NA	300MMWF	5MA	12V	10V	5V	20uV/C	.	7MA	65dB	74dB	70K
SF.C2709KM	THF	GPU	EXT	.3MHZ	.15V/uS	+18V	-18V	125C	88dB	5MV	500NA	200NA	300MMWF	5MA	12V	10V	5V	15uV/C	165MM	6MA	70dB	76dB	150K
SF.C2709M	THF	GPU	EXT	.3MHZ	.15V/uS	+18V	-18V	125C	88dB	5MV	500NA	200NA	300MMWF	5MA	12V	10V	5V	15uV/C	165MM	6MA	70dB	76dB	150K

For detailed explanations of column heading notations, see App. A.

Also for ready references the more important abbreviations used in the column headings are listed below:

LEFT HAND PAGE

APP = application (codes at APP.E.)

CMRR = common mode rejection ratio

CMP = compensation (frequency)

dV_{IO}/dT = input offset voltage temperature drift

GBP = gain bandwidth product

I_b = input bias current

I_{IO} = input bias offset current

I_o = quiescent supply current

MFR = manufacturer (codes at App.C.)

P_o = quiescent power consumer

PSRR = power supply rejection ratio

V_{ICM} = common mode input voltage rating

V_{IDF} = differential input voltage rating

V_{IO} = input offset voltage

V_s = dc supply voltage

RIGHT HAND PAGE

Lead out coding summary (details at APP.G.) for different cases (APP.F.)

A = gain adjust

B = bias adjust

C = case

E- = inverting input

E+ = non-inverting input

F, F* = input frequency compensation

G = ground

J = high level input

K = output, open collector

L = output, open emitter

M = metal case

N = not connected

Q = special terminal

R, R* = outputs

S = strobe

T, T* = offset balance

V+ = +ve dc supply

V- = -ve dc supply

W = guard ring

X = blank position, no lead

+ + = +ve supplementary dc supply

- - = -ve supplementary dc supply

ϕ, ϕ^* = output frequency compensation

CASE (APP. F)	LD 1	LD 2	LD 3	LD 4	LD 5	LD 6	LD 7	LD 8	LD 9	LD 10	LD 11	LD 12	LD 13	LD 14	LD 15	LD 16	EUROPE SUBSTITUTE	USA SUBSTITUTE	I S S	TYPE NUMBER	
T05-8/1M	R1	E-1	E+1	V-	E+2	E-2	R2	V+	0	SE532T
DIL-8/1P	T	E-	E+	V-	T*	R	V+	N	SE535V	SE535N(8)	.	SE535N(8)
T05-8/1M	T	E-	E+	V-	T*	R	V+	N	0	SE535T
DIL-8/1P	T	E-	E+	V-	T*	R	V+	N	0	SE535V
T05-10/1M	B	E+	N	E-	B*	V-	L	Q	K	V+	0	SE540L
DIL-14/1P	E+	N	A2	A*2	V-	N	R	R*	N	V+	A1	A*1	N	E-	.	.	SNS2733J	UA733DM	0	SE592A	
DIL-14/1C	E+	N	A2	A*2	V-	N	R	R*	N	V+	A1	A*1	N	E-	.	.	SNS2733J	UA733DM	0	SE592F	
T05-10/1M	E-	N	A2	A*2	V-	N	R	R*	V+	A1	A*1	SNS2733L	UA733HM	0	SE592K	
DIL-14/1P	E+	N	A2	A*2	V-	N	R	R*	N	V+	A1	A*1	N	E-	.	.	SNS2733J	UA733DM	0	SE592N(14)	
T05-8/1M	FT	E-	E+	V-M	T*	R	V+	F*	UA2101A	LM101AH	0	SF. C2101A	
FLP-10/3G	N	FT	E-	E+	V-	T*	R	V+	F*	N	UA101AF	LM101AF	0	SF. C2101APM	
T05-8/1M	N	E-	E+	V-M	N	R	V+	N	UA107H	LM107H	0	SF. C2107	
FLP-10/3G	N	N	E-	E+	V-	N	R	V+	N	N	LM107F	LM107F	0	SF. C2107PM	
T05-8/1M	F	E-	E+	V-M	N	R	V+	F*	UA108AH	LM108AH	0	SF. C2108A	
T05-8/1M	F	E-	E+	V-M	N	R	V+	F*	UA108H	LM108	0	SF. C2108M	
FLP-10/3G	N	N	E-	E+	N	V-	R	V+	F*	F	UA108F	LM108F	0	SF. C2108PM	
T05-8/1M	T	N	E+	V-	L	R	V+	T*	UA110M	LM110H	0	SF. C2110M	
T05-8/1M	G	E+	E-	V-	T	T*S	R	V+	SG111T	LM111T	0	SF. C2111M	
T05-8/1M	T*F	E-	E+	V-	F*	R	V+	ϕ	TDC0118CM	LM118H	0	SF. C2118M	
T05-8/1M	FT	E-	E+	V-M	T*	R	V+	F*	UA201AH	LM201AH	0	SF. C2201A	
FLP-10/3G	N	FT	E-	E+	V-	T*	R	V+	F*	N	UA201AF	LM201AF	0	SF. C2201APT	
T05-8/1M	N	E-	E+	V-M	N	R	V+	N	UA207H	LM207H	0	SF. C2207	
FLP-10/3G	N	N	E-	E+	V-	N	R	V+	N	N	LM207F	LM207F	0	SF. C2207PT	
T05-8/1M	F	E-	E+	V-M	N	R	V+	F*	UA208H	LM208H	0	SF. C2208	
T05-8/1M	F	E-	E+	V-M	N	R	V+	F*	UA208AH	LM208AH	0	SF. C2208A	
FLP-10/3G	N	N	E-	E+	N	V-	R	V+	F*	F	UA208F	LM208F	0	SF. C2208PT	
T05-8/1M	T	N	E+	V-	L	R	V+	T*	UA110M	LM210H	0	SF. C2210	
T05-8/1M	G	E+	E-	V-	T	T*S	R	V+	SG211T	LM211H	0	SF. 2211	
T05-8/1M	T*F	E-	E+	V-	F*	R	V+	ϕ	TDB0118CM	LM218H	0	SF. C2218	
T05-8/1M	FT	E-	E+	V-M	T*	R	V+	F*	UA301AH	LM301AH	0	SFC2301A	
DIL-8/1G	FT	E-	E+	V-	T*	R	V+	F*	UA301AT	LM301AJ	0	SF. C2301ADC	
T05-8/1M	N	E-	E+	V-M	N	R	V+	N	UA307H	LM307H	0	SF. C2307	
DIL-8/1P	N	E-	E+	V-	N	R	V+	N	UA307T	LM307J	0	SF. C2307DC	
T05-8/1M	F	E-	E+	V-M	N	R	V+	F*	UA308H	LM308H	.	SF. C2308	
T05-8/1M	F	E-	E+	V-M	N	R	V+	F*	UA308AH	LM308AH	0	SF. C2308A	
DIL-8/1P	F	E-	E+	V-	N	R	V+	F*	SN72308JP	LM308N	0	SF. C2308DC	
T05-8/1M	T	N	E+	V-	L	R	V+	T*	UA310C	LM310H	0	SFC2310	
DIL-8/1P	T	N	E+	V-	L	R	V+	T*	SN72310JP	LM310N	0	SF. C2310DC	
DIL-14/1P	N	N	T	N	E+	V-	N	N	L	R	V+	T*	N	N	.	.	SN72310JA	LM310D	0	SF. C2310EC	
T05-8/1M	G	E+	E-	V-	T	T*S	R	V+	UA311H	LM311H	0	SF. C2311	
DIL-8/1P	G	E+	E-	V-	T	T*S	R	V+	UA311R	LM311N	0	SF. C2311DC	
DIL-14/1P	N	G	E+	E-	N	V-	T	T*S	R	N	V+	N	N	N	.	.	SN72311J	LM311D	0	SF. C2311EC	
DIL-6/1P	V+	E+	E-	V-	K	K*	TCA315A	.	0	SF. C2315DC	
T05-8/1M	T*F	E-	E+	V-	F*	R	V+	ϕ	TDE0118CM	LM318H	0	SF. C2318	
DIL-14/1P	N	N	T*F	E-	E+	V-	N	N	F*	R	V+	ϕ	N	N	.	.	SN72318JA	LM318D	0	SF. C2318EC	
T05-8/1M	R1	E-1	E+1	V-	E+2	E-2	R2	V+	TBB1458	MC1458G	0	SF. C2458C	
DIL-8/1P	R1	E-1	E+1	V-	E+2	E-2	R2	V+	TBB1458B	MC1458U	0	SF. C2458DC	
T05-8/1M	R1	E-1	E+1	V-	E+2	E-2	R2	V+	TBC1458	MC1558G	0	SF. C2458M	
T05-8/1M	F	E-	E+	V-	ϕ	ϕ *	V+	F*	MC1709AG	UA709AHM	0	SF. C2709A	
DIL-14/1P	N	N	F	E-	E+	V-	N	N	ϕ	R	V+	F*	N	N	.	.	LM709AJ	UA709ADM	0	SF. C2709AE	
FLP-10/3G	N	F	E-	E+	V-	ϕ	R	V+	F*	N	UA709AFM	UA709AFM	0	SF. C2709AP
T05-8/1M	F	E-	E+	V-	ϕ *	ϕ *	V+	F*	TAA521	UA709HC	0	SF. C2709C	
DIL-8/1P	F	E-	E+	V-	ϕ *	ϕ *	V+	F*	LM709CN8	UA709TC	0	SF. C2709DC	
DIL-14/1P	N	N	F	E-	E+	V-	N	N	ϕ	R	V+	F*	N	N	.	.	LM709AJ	UA709ADM	0	SF. C2709EC	
DIL-14/1C	N	N	F	E-	E+	V-	N	N	ϕ	R	V+	F*	N	N	.	.	LM709AJ	UA709ADM	0	SF. C2709ET	
DIL-14/1C	N	N	F	E-	E+	V-	N	N	ϕ	R	V+	F*	N	N	.	.	LM709J	UA709DM	0	SF. C2709KM	
T05-8/1M	F	E-	E+	V-	ϕ *	ϕ *	V+	F*	TAA522	UA709HM	0	SF. C2709M	
FLP-10/3G	N	F	E-	E+	V-	ϕ	R	V+	F*	N	UA709FM	UA709FM	0	SF. C2709PM
FLP-10/3G	N	F	E-	E+	V-	ϕ *	R	V+	F*	N	UA709FM	UA709FM	0	SF. C2709PT
T05-8/1M	F	E-	E+	V-	ϕ *	ϕ *	V+	F*	TAA522	UA709HM	0	SF. C2709T	

TYPE NUMBER	MFR	APP	COMP	GBP MIN	SLEW RATE MIN	V _S ⁺ MAX	V _S ⁻ MAX	T _{OP} MAX	A _{VOL} MIN	V _{IO} MAX	I _B MAX	I _{IO} MAX	P _{TOT} MAX	I _{OUT} MIN	V _{OUT} MIN	V _{ICM} MAX	V _{IDF} MAX	dV _{IO} /dT MAX	P _O MAX	I _O MAX	CM RR MIN	PS RR MIN	R _{IN} MIN	
SF.C2710C	TFH	CPR	EXT	.	.	+14V	-7V	70C	60dB	5MV	25uA	5uA	500MWF	5MA	1V	7V	5V	20uV/C	150MW	9MA	70dB	.	.	
SF.C2710EC	TFH	CPR	EXT	.	.	+14V	-7V	70C	60dB	5MV	25uA	5uA	600MWF	5MA	1V	7V	5V	20uV/C	150MW	9MA	70dB	.	.	
SF.C2710KM	TFH	CPR	EXT	.	.	+14V	-7V	125C	61dB	2MV	20uA	3uA	670MWF	5MA	1V	7V	5V	10uV/C	150MW	9MA	80dB	.	.	
SF.C2710M	TFH	CPR	EXT	.	.	+14V	-7V	125C	61dB	2MV	20uA	3uA	500MWF	5MA	1V	7V	5V	10uV/C	150MW	9MA	80dB	.	.	
SF.C2710PM	TFH	CPR	EXT	.	.	+14V	-7V	125C	61dB	2MV	20uA	3uA	570MWF	5MA	1V	7V	5V	10uV/C	150MW	9MA	80dB	.	.	
SF.C2711C	THF	DCP	EXT	.	.	+14V	-7V	70C	57dB	5MV	100uA	15uA	500MWF	5MA	2.5V	7V	5V	20uV/C	230MW	
SF.C2711EC	THF	DCP	EXT	.	.	+14V	-7V	70C	57dB	5MV	100uA	15uA	670MWF	5MA	2.5V	7V	5V	20uV/C	230MW	
SF.C2711KM	THF	DCP	EXT	.	.	+14V	-7V	125C	58dB	3.5MV	75uA	10uA	670MWF	5MA	2.5V	7V	5V	20uV/C	200MW	
SF.C2711M	THF	DCP	EXT	.	.	+14V	-7V	125C	58dB	3.5MV	75uA	10uA	500MWF	5MA	2.5V	7V	5V	20uV/C	200MW	
SF.C2711PM	THF	DCP	EXT	.	.	+14V	-7V	125C	58dB	3.5MV	75uA	10uA	570MWF	5MA	2.5V	7V	5V	20uV/C	200MW	
SF.C2741C	THF	DGK	INT	.	0.2V/uS	+18V	-18V	70C	86dB	6MV	500NA	200NA	500MWF	5MA	12V	15V	30V	.	.	3MA	70dB	76dB	300K	
SF.C27410C	THF	GPK	INT	.	0.2V/uS	+18V	-18V	70C	86dB	6MV	500NA	200NA	500MWF	5MA	12V	15V	30V	.	.	3MA	70dB	76dB	300K	
SF.C2741EC	THF	DGK	INT	.4MHZ	0.3V/uS	+22V	-22V	70C	94dB	3MV	80NA	30NA	500MWF	10MA	16V	15V	30V	15uV/C	150MW	.	80dB	86dB	1M	
SF.C2741KM	THF	DGK	INT	.4MHZ	0.3V/uS	+22V	-22V	125C	94dB	3MV	80NA	30NA	500MWF	5MA	12V	15V	30V	15uV/C	150MW	.	80dB	86dB	1M	
SF.C2741M	THF	GPK	INT	.	0.2V/uS	+22V	-22V	125C	94dB	5MV	500NA	200NA	500MWF	5MA	12V	15V	30V	.	.	85MW	3MA	70dB	76dB	300K
SF.C2741PM	FAU	DGK	INT	.	0.2V/uS	+22V	-22V	125C	94dB	5MV	500NA	200NA	500MWF	5MA	12V	15V	30V	.	.	85MW	3MA	70dB	76dB	300K
SF.C2747C	THF	DGK	INT	.	0.2V/uS	+18V	-18V	70C	88dB	6MV	500NA	200NA	680MWF	5MA	12V	15V	30V	.	.	85MW	3MA	70dB	76dB	300K
SF.C2747EC	THF	DGK	INT	.4MHZ	0.3V/uS	+22V	-22V	70C	94dB	3MV	80NA	30NA	500MWF	10MA	16V	15V	30V	15uV/C	150MW	.	80dB	86dB	1M	
SF.C2747KM	THF	DGK	INT	.	0.2V/uS	+22V	-22V	125C	94dB	5MV	500NA	200NA	680MWF	5MA	12V	15V	30V	.	.	85MW	3MA	70dB	76dB	300K
SF.C2747M	THF	DGK	INT	.	0.2V/uS	+22V	-22V	125C	94dB	5MV	500NA	200NA	680MWF	5MA	12V	15V	30V	.	.	85MW	3MA	70dB	76dB	300K
SF.C2748C	THF	GPU	EXT	.	0.2V/uS	+18V	-18V	70C	86dB	6MV	500NA	200NA	500MWF	5MA	12V	15V	30V	.	.	85MW	3MA	70dB	76dB	300K
SF.C27480C	THF	GPU	EXT	.	0.2V/uS	+18V	-18V	70C	86dB	6MV	500NA	200NA	500MWF	5MA	12V	15V	30V	.	.	85MW	3MA	70dB	76dB	300K
SF.C2748M	THF	GPU	EXT	.	0.2V/uS	+22V	-22V	125C	94dB	5MV	500NA	200NA	500MWF	5MA	12V	15V	30V	.	.	85MW	3MA	70dB	76dB	300K
SF.C2761C	THF	GPU	EXT	.	3V/uS	+18V	-18V	70C	81dB	6MV	1uA	0.3uA	500MWF	25MA	14V	18V	2V	35uV/C	190MW	.	65dB	74dB	50K	
SF.C27610C	THF	GPU	EXT	.	3V/uS	+18V	-18V	70C	81dB	6MV	1uA	0.3uA	500MWF	25MA	14V	18V	2V	15uV/C	190MW	.	65dB	74dB	50K	
SF.C2761DT	THF	GPU	EXT	.	3V/uS	+18V	-18V	85C	81dB	6MV	1uA	0.3uA	500MWF	25MA	14V	18V	2V	15uV/C	190MW	.	65dB	74dB	50K	
SF.C2761M	THF	GPU	EXT	.	3V/uS	+18V	-18V	125C	85dB	4MV	700NA	100NA	500MWF	25MA	14V	18V	2V	25uV/C	180MW	.	70dB	74dB	50K	
SF.C2761PM	THF	GPU	EXT	.	3V/uS	+18V	-18V	125C	85dB	4MV	700NA	100NA	500MWF	25MA	14V	18V	2V	15uV/C	180MW	.	70dB	74dB	50K	
SF.C2761T	THF	GPU	EXT	.	3V/uS	+18V	-18V	85C	81dB	6MV	1uA	0.3uA	500MWF	25MA	14V	18V	2V	35uV/C	190MW	.	65dB	74dB	50K	
SF.C2776C	THF	PRA	INT	.	0.3V/uS	+18V	-18V	70C	94dB	6MV	50NA	25NA	500MWF	2MA	10V	15V	30V	.	.	6MW	.2MA	70dB	74dB	2M
SF.C27760C	THF	PRA	INT	.	0.3V/uS	+18V	-18V	70C	94dB	6MV	50NA	25NA	500MWF	2MA	10V	15V	30V	.	.	6MW	.2MA	70dB	74dB	2M
SF.C27766C	THF	PRA	INT	.	0.3V/uS	+18V	-18V	125C	106dB	5MV	50NA	15NA	670MWF	2MA	10V	15V	30V	.	.	6MW	.2MA	70dB	76dB	2M
SF.C2776KM	THF	PRA	INT	.	0.3V/uS	+18V	-18V	125C	100dB	5MV	50NA	15NA	500MWF	2MA	10V	15V	30V	.	.	6MW	.2MA	70dB	76dB	2M
SF.C2776PC	THF	PRA	INT	.	0.3V/uS	+18V	-18V	70C	94dB	6MV	50NA	25NA	250MWF	2MA	10V	15V	30V	.	.	6MW	.2MA	70dB	74dB	2M
SF.C2776PM	THF	PRA	INT	.	0.3V/uS	+18V	-18V	125C	106dB	5MV	50NA	15NA	250MWF	2MA	10V	15V	30V	.	.	6MW	.2MA	70dB	76dB	2M
SF.C2778C	THF	PRA	EXT	.	0.3V/uS	+18V	-18V	70C	94dB	6MV	50NA	25NA	500MWF	2MA	10V	15V	30V	.	5.7MW	.2UA	70dB	76dB	2M	
SF.C27780C	THF	PRA	EXT	.	0.3V/uS	+18V	-18V	70C	94dB	6MV	50NA	25NA	310MWF	2MA	10V	15V	30V	.	5.7MW	.2UA	70dB	76dB	2M	
SF.C2778EC	THF	PRA	EXT	.	0.3V/uS	+18V	-18V	70C	94dB	6MV	50NA	25NA	670MWF	2MA	10V	15V	30V	.	5.7MW	.2UA	70dB	76dB	2M	
SF.C2778KM	THF	PRA	EXT	.	0.3V/uS	+18V	-18V	125C	100dB	5MV	50NA	15NA	670MWF	2MA	10V	15V	30V	.	5.4MW	.2UA	70dB	76dB	2M	
SF.C2778M	THF	PRA	EXT	.	0.3V/uS	+18V	-18V	125C	100dB	5MV	50NA	15NA	500MWF	2MA	10V	15V	30V	.	5.4MW	.2UA	70dB	76dB	2M	
SF.C2778PC	THF	PRA	EXT	.	0.3V/uS	+18V	-18V	70C	94dB	6MV	50NA	25NA	250MWF	2MA	10V	15V	30V	.	5.7MW	.2UA	70dB	76dB	2M	
SF.C2778PM	THF	PRA	EXT	.	0.3V/uS	+18V	-18V	125C	100dB	5MV	50NA	15NA	250MWF	2MA	10V	15V	30V	.	5.4MW	.2UA	70dB	76dB	2M	
SF.C2861C	THF	GPU	EXT	.	3V/uS	+10V	-10V	70C	75dB	10MV	1.0uA	0.3uA	500MWF	25MA	10V	.	10V	35uV/C	.	2MA	60dB	74dB	50K	
SF.C28610C	THF	GPU	EXT	.	3V/uS	+10V	-10V	70C	75dB	10MV	1.0uA	0.3uA	500MWF	25MA	10V	.	10V	35uV/C	.	2MA	60dB	74dB	50K	
SF.C2861DT	THF	GPU	EXT	.	3V/uS	+10V	-10V	85C	75dB	10MV	1.0uA	0.3uA	500MWF	25MA	10V	.	10V	35uV/C	.	2MA	60dB	74dB	50K	
SF.C2861M	THF	GPU	EXT	.	3V/uS	+10V	-10V	125C	85dB	4MV	0.7uA	0.1uA	500MWF	25MA	10V	.	10V	25uV/C	.	2MA	70dB	74dB	50K	
SF.C2861PM	THF	GPU	EXT	.	3V/uS	+10V	-10V	125C	85dB	4MV	0.7uA	0.1uA	500MWF	25MA	10V	.	10V	25uV/C	.	2MA	70dB	74dB	50K	
SF.C2861T	THF	GPU	EXT	.	3V/uS	+10V	-10V	85C	75dB	10MV	1.0uA	0.3uA	500MWF	25MA	10V	.	10V	35uV/C	.	2MA	60dB	74dB	50K	
SG101AD	SKU	GPU	EXT	.	.	+22V	-22V	125C	94dB	2MV	75NA	10NA	500MWF	5MA	12V	15V	30V	15uV/C	.	3MA	80dB	80dB	1.5M	
SG101AF	SKU	GPU	EXT	.	.	+22V	-22V	125C	94dB	2MV	75NA	10NA	500MWF	5MA	12V	15V	30V	15uV/C	.	3MA	80dB	80dB	1.5M	
SG101AJ	SKU	GPU	EXT	.	.	+22V	-22V	125C	94dB	2MV	75NA	10NA	500MWF	5MA	12V	15V	30V	15uV/C	.	3MA	80dB	80dB	1.5M	
SG101AT	SKU	GPU	EXT	.	.	+22V	-22V	125C	94dB	2MV	75NA	10NA	500MWF	5MA	12V	15V	30V	15uV/C	.	3MA	80dB	80dB	1.5M	
SG101D	SKU	GPU	EXT	.	.	+22V	-22V	125C	94dB	5MV	1.5uA	0.5uA	500MWF	5MA	12V	15V	30V	15uV/C	.	3MA	70dB	70dB	300K	
SG101F	SKU	GPU	EXT	.	.	+22V	-22V	125C	94dB	5MV	1.5uA	0.5uA	500MWF	5MA	12V	15V	30V	15uV/C	.	3MA	70dB	70dB	300K	
SG101J	SKU	GPU	EXT	.	.	+22V	-22V	125C	94dB	5MV	1.5uA	0.5uA	500MWF	5MA	12V	15V	30V	15uV/C	.	3MA	70dB	70dB	300K	
SG101T	SKU	GPU	EXT	.	.	+22V	-22V	125C	94dB	5MV	1.5uA	0.5uA	500MWF	5MA	12V	15V	30V	15uV/C	.	3MA	70dB	70dB	300K	
SG102J	SKU	VFA	INT	.	15V/uS	+18V	-18V	125C	0dB	4MV	3NA	.	500MWF	1MA	10V	15V	15V	50uV/C	.	6MA	.	70dB	10G	10G
SG102T	SKU	VFA	INT	.	.	+18V	-18V	125C	0dB	5MV	10NA	.	500MWF	1MA	10V	.	.	30uV/C	.	6MA	.	60dB	10G	10G
SG107D	SKU	GPK	INT	.	.	+22V	-22V	125C	94dB	2MV	75NA	10NA	500MWF	5MA	12V	15V	30V	15uV/C	.	3MA	80dB	80dB	1.5M	

For detailed explanations of column heading notations, see App. A.

Also for ready references the more important abbreviations used in the column headings are listed below:

LEFT HAND PAGE

APP = application (codes at APP.E.)

CMRR = common mode rejection ratio

CMP = compensation (frequency)

dV_{off}/dT = input offset voltage temperature drift

GBP = gain bandwidth product

I_b = input bias current

I_{b0} = input bias offset current

I_0 = quiescent supply current

MFR = manufacturer (codes at App.C.)

P_0 = quiescent power consumer

PSRR = power supply rejection ratio

V_{icm} = common mode input voltage rating

V_{idf} = differential input voltage rating

V_{io} = input offset voltage

V_s = dc supply voltage

RIGHT HAND PAGE

Lead out coding summary (details at APP.G.) for different cases (APP.F.)

A = gain adjust

B = bias adjust

C = case

E- = inverting input

E+ = non-inverting input

F,F* = input frequency compensation

G = ground

J = high level input

K = output, open collector

L = output, open emitter

M = metal case

N = not connected

Q = special terminal

R,R* = outputs

S = strobe

T,T* = offset balance

V+ = +ve dc supply

V- = -ve dc supply

W = guard ring

X = blank position, no lead

++ = +ve supplementary dc supply

-- = -ve supplementary dc supply

φ,φ* = output frequency compensation

CASE (APP.F.)	LD 1	LD 2	LD 3	LD 4	LD 5	LD 6	LD 7	LD 8	LD 9	LD 10	LD 11	LD 12	LD 13	LD 14	LD 15	LD 16	EUROPE SUBSTITUTE	USA SUBSTITUTE	IS NUMBER	TYPE NUMBER
T05-8/1M	G	E+	E-	V-M	N	N	R	V+	LM710CH	UA710HC	0 SF. C2710C	
DIL-14/1P	N	G	E+	E-	N	V-	N	N	R	N	V+	N	N	N	.	.	LM710CH	UA710DM	0 SF. C2710EC	
DIL-14/1C	N	G	E+	E-	N	V-	N	N	R	N	V+	N	N	N	.	.	LM710CH	UA710DM	0 SF. C2710KM	
T05-8/1M	G	E+	E-	V-M	N	N	R	V+	LM710H	UA710HM	0 SF. C2710M	
FLP-10/3G	G	E+	E-	N	V-	R	N	V+	N	N	LM710H	UA710FM	0 SF. C2710PM	
T05-10/1M	G	S1	E-1	E+1	V-	E+2	E-2	S2	R	V+	LM711CH	UA711HC	0 SF. C2711C	
DIL-14/1P	N	E-1	E+1	V-	E+2	E-2	N	N	S2	R	V+	G	S1	N	.	.	LM711CN	UA711DC	0 SF. C2711EC	
DIL-14/1C	N	E-1	E+1	V-	E+2	E-2	N	N	S2	R	V+	G	S1	N	.	.	LM711CN	UA711DM	0 SF. C2711KM	
T05-10/1M	G	S1	E-1	E+1	V-	E+2	E-2	S2	R	V+	LM711H	UA711HM	0 SF. C2711M	
FLP-10/3G	E-1	E+1	V-	E+2	E-2	S2	R	V+	G	S1	LM711H	UA711FM	0 SF. C2711PM	
T05-8/1M	T	E-	E+	V-M	T*	R	V+	N	TBA221	UA741HC	0 SF. C2741C	
DIL-8/1P	T	E-	E+	V-	T*	R	V+	N	TBA221B	UA741TC	0 SF. C2741DC	
DIL-14/1P	N	N	T	E-	E+	V-	N	N	T*	R	V+	N	N	N	.	.	LM741EDC	UA741EDC	0 SF. C2741EC	
DIL-14/1C	N	N	T	E-	E+	V-	N	N	T*	R	V+	N	N	N	.	.	LM741D	UA741DM	0 SF. C2741KM	
T05-8/1M	T	E-	E+	V-M	T*	R	V+	N	TBA222	UA741HM	0 SF. C2741M	
FLP-10/3P	N	T	E-	E+	V-	T*	R	V+	N	N	LM741F	UA741FM	0 SF. C2741PM	
T05-10/1M	R1	V+1	E-1	E+1	V-	E+2	E-2	V+2	R2	N	TBB0747	UA747HC	0 SF. C2747C	
DIL-14/1P	E-1	E+1	T1	V-	T2	E+2	E-2	T*2	V+2	R2	N	R1	V+1	T*1	.	.	LM747ED	UA747EDC	0 SF. C2747EC	
DIL-14/1C	E-1	E+1	T1	V-	T2	E+2	E-2	T*2	V+2	R2	N	R1	V+1	T*1	.	.	LM747D	UA747DM	0 SF. C2747KM	
T05-10/1M	R1	V+1	E-1	E+1	V-	E+2	E-2	V+2	R2	N	TBC0747	UA747HM	0 SF. C2747M	
T05-8/1M	FT	E-	E+	V-	T*	R	V+	F*	TBB0748	UA748HC	0 SF. C2748C	
DIL-8/1P	FT	E-	E+	V-	T*	R	V+	F*	TBB0748	UA748TC	0 SF. C2748DC	
T05-8/1M	FT	E-	E+	V-	T*	R	V+	F*	TBC0748	UA748HM	0 SF. C2748M	
T05-8/4M	X	V+	E+	E-	X	V-	K	φ	TAA761	.	0 SF. C2761C	
DIL-6/1P	V+	E+	E-	V-	K	φ	TAA761A	.	0 SF. C2761DC	
DIL-6/1P	V+	E+	E-	V-	K	φ	TAA765A	.	0 SF. C2761DT	
T05-8/4M	X	V+	E+	E-	X	V-	K	φ	TAA762	.	0 SF. C2761M	
FLP-10/3G	V+	N	E+	N	E-	V-	N	K	N	φ	0 SFC. 2761PM	
T05-8/4M	X	V+	E+	E-	X	V-	K	φ	TAA765	.	0 SF. C2761T	
T05-8/1M	T	E-	E+	V-	T*	R	V+	B	MC1776CG	UA776HC	0 SF. C2776C	
DIL-8/1P	T	E-	E+	V-	T*	R	V+	B	UA776TC	0 SF. C2776DC	
DIL-14/1P	N	N	T	E-	E+	V-	N	N	T*	R	V+	B	N	N	.	.	MC1776L	UA776DM	0 SF. C2776EC	
DIL-14/1P	N	N	T	E-	E+	V-	N	N	T*	R	V+	B	N	N	.	.	MC1776L	UA776DM	0 SF. C2776KM	
T05-8/1M	T	E-	E+	V-	T*	R	V+	B	MC1776G	UA776HM	0 SF. C2776M	
FLP-10/3G	N	T	E-	E+	V-	T*	R	V+	B	N	0 SF. C2776PC	
FLP-10/3G	N	T	E-	E+	V-	T*	R	V+	B	N	0 SF. C2776PM	
T05-8/1M	F	E-	E+	V-	TF*	R	V+	B	0 SFC2778C	
DIL-8/1P	F	E-	E+	V-	TF*	R	V+	B	0 SF. C2778DC	
DIL-14/1P	N	N	F	E-	E+	V-	N	N	TF*	R	V+	B	N	N	0 SF. C2778EC	
DIL-14/1C	N	N	F	E-	E+	V-	N	N	TF*	R	V+	B	N	N	0 SF. C2778KM	
T05-8/1M	F	E-	E+	V-	TF*	R	V+	B	0 SF. C2778M	
FLP-10/3G	N	F	E-	E+	V-	TF*	R	V+	B	N	0 SFC2778PC	
FLP-10/3G	N	F	E-	E+	V-	TF*	R	V+	B	N	0 SF. C2778PM	
T05-8/1M	X	V+	E+	E-	X	V-	K	φ	TAA861	0 SF. C2861M	
DIL-6/1P	V+	E+	E-	V-	K	φ	TAA861A	0 SF. C2861DC	
DIL-6/1P	V+	E+	E-	V-	K	φ	TAA865A	0 SF. C2861DT	
T05-8/1M	X	V+	E+	E-	X	V-	K	φ	TAA862	0 SF. C2861M	
FLP-10/3G	V+	N	E+	N	E-	V-	N	K	N	φ	0 SF. C2861PM	
T05-8/1M	X	V+	E+	E-	X	V-	K	φ	TAA865	0 SF. C2861T	
DIL-14/1C	N	N	FT	E-	E+	V-	N	N	T*	R	V+	F*	N	N	.	.	UA101AD	LM101AJ14	0 SG101AD	
FLP-10/3C	N	FT	E-	E+	V-	T*	R	V+	F*	N	SFC2101APM	LM101AF	0 SG101AF
DIL-14/1C	N	N	FT	E-	E+	V-	N	N	T*	R	V+	F*	N	N	.	.	.	UA101AD	LM101AJ14	0 SG101AJ
T05-8/1M	FT	E-	E+	V-M	T*	R	V+	F*	SFC2101A	LM101AH	0 SG101AH
DIL-14/1C	N	N	FT	E-	E+	V-	N	N	T*	R	V+	F*	N	N	.	.	.	UA101AD	LM101J14	0 SG101D
FLP-10/3C	N	FT	E-	E+	V-	T*	R	V+	F*	N	SFC2101APM	LM101F	0 SG101F
DIL-14/1C	N	N	FT	E-	E+	V-	N	N	T*	R	V+	F*	N	N	.	.	.	UA101AD	LM101J14	0 SG101J
T05-8/1M	FT	E-	E+	V-M	T*	R	V+	F*	SFC2101A	LM101H	0 SG101T
DIL-14/1C	N	N	T	N	E+	V-	N	N	L	R	V+	T*	N	N	.	.	.	SN52110JA	LM110D	0 SG102J
T05-8/1M	T	N	E+	V-	L	R	V+	T*	UA102M	LM102H	0 SG102T
DIL-14/1C	N	N	N	E+	V-	N	N	N	R	V+	N	N	N	SN52107JA	LM107D	0 SG107D

TYPE NUMBER	MFR	APP	CMP	GBP MIN	SLEW RATE MIN	V _{S+} MAX	V _{S-} MAX	T _{OP} MAX	A _{VOL} MIN	V _{IO} MAX	I _B MAX	I _{IO} MAX	PROT MAX	I _{OUT} MIN	V _{OUT} MIN	V _{ICM} MAX	V _{IDF} MAX	dV _{IO} /dT MAX	P _O MAX	I _O MAX	CM RR MIN	PS RR MIN	R _{IN} MIN
SG107F	SKU	GPK	INT	.	.	+22V	-22V	125C	94dB	2MV	75NA	10NA	500MWF	5MA	12V	15V	30V	15uV/C	.	3MA	80dB	80dB	1.5M
SG107J	SKU	GPK	INT	.	.	+22V	-22V	125C	94dB	2MV	75NA	10NA	500MWF	5MA	12V	15V	30V	15uV/C	.	3MA	80dB	80dB	1.5M
SG107T	SKU	GPK	INT	.	.	+22V	-22V	125C	94dB	2MV	75NA	10NA	500MWF	5MA	12V	15V	30V	15uV/C	.	3MA	80dB	80dB	1.5M
SG108AD	SKU	SBA	EXT	.	.	+20V	-20V	125C	98dB	0.5MV	2NA	0.2NA	500MWF	1MA	13V	15V	1V	5uV/C	.	6MA	96dB	96dB	30M
SG108AF	SKU	SBA	EXT	.	.	+20V	-20V	125C	98dB	0.5MV	2NA	0.2NA	500MWF	1MA	13V	15V	1V	5uV/C	.	6MA	96dB	96dB	30M
SG108AJ	SKU	SBA	EXT	.	.	+20V	-20V	125C	98dB	0.5MV	2NA	0.2NA	500MWF	1MA	13V	15V	1V	5uV/C	.	6MA	96dB	96dB	30M
SG108AT	SKU	SBA	EXT	.	.	+20V	-20V	125C	98dB	0.5MV	2NA	0.2NA	500MWF	1MA	13V	15V	1V	5uV/C	.	6MA	96dB	96dB	30M
SG108D	SKU	SBA	EXT	.	.	+20V	-20V	125C	96dB	2MV	2NA	0.2NA	500MWF	1MA	13V	15V	1V	15uV/C	.	6MA	85dB	80dB	30M
SG108F	SKU	SBA	EXT	.	.	+20V	-20V	125C	96dB	2MV	2NA	0.2NA	500MWF	1MA	13V	15V	1V	15uV/C	.	6MA	85dB	80dB	30M
SG108J	SKU	SBA	EXT	.	.	+20V	-20V	125C	96dB	2MV	2NA	0.2NA	500MWF	1MA	13V	15V	1V	15uV/C	.	6MA	85dB	80dB	30M
SG108T	SKU	SBA	EXT	.	.	+20V	-20V	125C	96dB	2MV	2NA	0.2NA	500MWF	1MA	13V	15V	1V	15uV/C	.	6MA	85dB	80dB	30M
SG110J	SKU	VFA	INT	.	15V/uS	+18V	-18V	125C	0dB	4MV	3NA	.	500MWF	1MA	10V	15V	15V	50uV/C	.	6MA	.	70dB	10G
SG110T	SKU	SBA	EXT	.	15V/uS	+18V	-18V	125C	0dB	4MV	3NA	.	500MWF	1MA	10V	15V	15V	50uV/C	.	6MA	.	70dB	10G
SG111D	SKU	CPR	EXT	.	.	+18V	-18V	125C	100dB	3MV	100NA	10NA	500MWF	.	.	15V	30V	.	.	6MA	.	.	.
SG111F	SKU	CPR	EXT	.	.	+18V	-18V	125C	100dB	3MV	100NA	10NA	500MWF	.	.	15V	30V	.	.	6MA	.	.	.
SG111J	SKU	CPR	EXT	.	.	+18V	-18V	125C	100dB	3MV	100NA	10NA	500MWF	.	.	15V	30V	.	.	6MA	.	.	.
SG111T	SKU	CPR	EXT	.	.	+18V	-18V	125C	100dB	3MV	100NA	10NA	500MWF	.	.	15V	30V	.	.	6MA	.	.	.
SG118F	SKU	XSR	INT	.	50V/uS	+20V	-20V	125C	94dB	4MV	250NA	50NA	500MWF	.	.	15V	1V	.	.	8MA	80dB	70dB	1M
SG118J	SKU	XSR	INT	.	50V/uS	+20V	-20V	125C	94dB	4MV	250NA	50NA	500MWF	6MA	12V	15V	1V	.	.	8MA	80dB	70dB	1M
SG118T	SKU	XSR	INT	.	50V/uS	+20V	-20V	125C	94dB	4MV	250NA	50NA	500MWF	6MA	12V	15V	1V	.	.	8MA	80dB	70dB	1M
SG124F	SKU	QGK	INT	.	.	+16V	-16V	125C	94dB	5MV	150NA	30NA	800MWF	.	.	16V	16V	35uV/C	.	2MA	70dB	65dB	.
SG124J	SKU	QGK	INT	.	.	+16V	-16V	125C	94dB	5MV	150NA	30NA	900MWF	.	.	16V	16V	35uV/C	.	2MA	70dB	65dB	.
SG139AF	SKU	QCP	EXT	.	.	+18V	-18V	125C	94dB	2MV	100NA	25NA	800MWF	.	.	18V	18V	.	.	2MA	.	.	.
SG139AJ	SKU	QCP	EXT	.	.	+18V	-18V	125C	94dB	2MV	100NA	25NA	900MWF	.	.	18V	18V	.	.	2MA	.	.	.
SG139F	SKU	QCP	EXT	.	.	+18V	-18V	125C	88dB	5MV	100NA	25NA	800MW	.	.	18V	18V	.	.	2MA	.	.	.
SG139J	SKU	QCP	EXT	.	.	+18V	-18V	125C	88dB	5MV	100NA	25NA	900MWF	.	.	18V	18V	.	.	2MA	.	.	.
SG201AD	SKU	GPU	EXT	.	.	+22V	-22V	85C	94dB	2MV	75NA	10NA	500MWF	5MA	12V	15V	30V	15uV/C	.	3MA	80dB	80dB	500K
SG201AJ	SKU	GPU	EXT	.	.	+22V	-22V	85C	94dB	2MV	75NA	10NA	500MWF	5MA	12V	15V	30V	15uV/C	.	3MA	80dB	80dB	500K
SG201AM	SKU	GPU	EXT	.	.	+22V	-22V	85C	94dB	2MV	75NA	10NA	500MWF	5MA	12V	15V	30V	15uV/C	.	3MA	80dB	80dB	500K
SG201AN	SKU	GPU	EXT	.	.	+22V	-22V	85C	94dB	2MV	75NA	10NA	500MWF	5MA	12V	15V	30V	15uV/C	.	3MA	80dB	80dB	500K
SG201AT	SKU	GPU	EXT	.	.	+22V	-22V	85C	94dB	2MV	75NA	10NA	500MWF	5MA	12V	15V	30V	15uV/C	.	3MA	80dB	80dB	500K
SG201D	SKU	GPU	EXT	.	.	+22V	-22V	85C	86dB	7.5MV	1.5uA	0.5uA	500MWF	5MA	12V	15V	30V	30uV/C	.	3MA	65dB	70dB	100K
SG201J	SKU	GPU	EXT	.	.	+22V	-22V	85C	86dB	7.5MV	1.5uA	0.5uA	500MWF	5MA	12V	15V	30V	30uV/C	.	3MA	65dB	70dB	100K
SG201T	SKU	GPU	EXT	.	.	+22V	-22V	85C	86dB	7.5MV	1.5uA	0.5uA	500MWF	5MA	12V	15V	30V	30uV/C	.	3MA	65dB	70dB	100K
SG201M	SKU	GPU	EXT	.	.	+22V	-22V	85C	86dB	7.5MV	1.5uA	0.5uA	500MWF	5MA	12V	15V	30V	30uV/C	.	3MA	65dB	70dB	100K
SG201N	SKU	GPU	EXT	.	.	+22V	-22V	85C	86dB	7.5MV	1.5uA	0.5uA	500MWF	5MA	12V	15V	30V	30uV/C	.	3MA	65dB	70dB	100K
SG202J	SKU	VFA	INT	.	15V/uS	+18V	-18V	85C	0dB	4MV	3NA	.	500MWF	1MA	10V	15V	15V	50uV/C	.	6MA	.	70dB	10G
SG202N	SKU	VFA	INT	.	15V/uS	+18V	-18V	85C	0dB	4MV	3NA	.	500MWF	1MA	10V	15V	15V	50uV/C	.	6MA	.	70dB	10G
SG210J	SKU	VFA	INT	.	15V/uS	+18V	-18V	85C	0dB	4MV	3NA	.	500MWF	1MA	10V	15V	15V	50uV/C	.	6MA	.	70dB	10G
SG210N	SKU	VFA	INT	.	15V/uS	+18V	-18V	85C	0dB	4MV	3NA	.	500MWF	1MA	10V	15V	15V	50uV/C	.	6MA	.	70dB	10G
SG202M	SKU	VFA	INT	.	.	+18V	-18V	85C	0dB	10MV	15NA	.	500MWF	1MA	10V	.	.	60uV/C	.	6MA	.	60dB	10G
SG202T	SKU	VFA	INT	.	.	+18V	-18V	85C	0dB	10MV	15NA	.	500MWF	1MA	10V	.	.	60uV/C	.	6MA	.	60dB	10G
SG207J	SKU	GPK	INT	.	.	+22V	-22V	85C	94dB	2MV	75NA	10NA	500MWF	5MA	12V	15V	30V	15uV/C	.	3MA	80dB	80dB	1.5M
SG207M	SKU	GPK	INT	.	.	+22V	-22V	85C	94dB	2MV	75NA	10NA	500MWF	5MA	12V	15V	30V	15uV/C	.	3MA	80dB	80dB	1.5M
SG207N	SKU	GPK	INT	.	.	+22V	-22V	85C	94dB	2MV	75NA	10NA	500MWF	5MA	12V	15V	30V	15uV/C	.	3MA	80dB	80dB	1.5M
SG207T	SKU	GPK	INT	.	.	+22V	-22V	85C	94dB	2MV	75NA	10NA	500MWF	5MA	12V	15V	30V	15uV/C	.	3MA	80dB	80dB	1.5M
SG208AJ	SKU	SBA	EXT	.	.	+20V	-20V	85C	98dB	0.5MV	2NA	0.2NA	500MWF	1MA	13V	15V	1V	5uV/C	.	6MA	96dB	96dB	30M
SG208AM	SKU	SBA	EXT	.	.	+20V	-20V	85C	98dB	0.5MV	2NA	0.2NA	500MWF	1MA	13V	15V	1V	5uV/C	.	6MA	96dB	96dB	30M
SG208A	SKU	SBA	EXT	.	.	+20V	-20V	85C	98dB	0.5MV	2NA	0.2NA	500MWF	1MA	13V	15V	1V	5uV/C	.	6MA	96dB	96dB	30M
SG208J	SKU	SBA	EXT	.	.	+20V	-20V	85C	96dB	2MV	2NA	0.2NA	500MWF	1MA	13V	15V	1V	15uV/C	.	6MA	85dB	80dB	30M
SG208T	SKU	SBA	EXT	.	.	+20V	-20V	85C	96dB	2MV	2NA	0.2NA	500MWF	1MA	13V	15V	1V	15uV/C	.	6MA	85dB	80dB	30M
SG208M	SKU	SBA	EXT	.	.	+20V	-20V	85C	96dB	2MV	2NA	0.2NA	500MWF	1MA	13V	15V	1V	15uV/C	.	6MA	85dB	80dB	30M
SG210M	SKU	VFA	INT	.	15V/uS	+18V	-18V	85C	0dB	4MV	3NA	.	500MWF	1MA	10V	15V	15V	50uV/C	.	6MA	.	70dB	10G
SG210T	SKU	VFA	INT	.	15V/uS	+18V	-18V	85C	0dB	4MV	3NA	.	500MWF	1MA	10V	15V	15V	50uV/C	.	6MA	.	70dB	10G
SG211J	SKU	CPR	EXT	.	.	+18V	-18V	85C	100dB	3MV	100NA	10NA	500MWF	.	.	15V	30V	.	.	6MA	.	.	.
SG211M	SKU	CPR	EXT	.	.	+18V	-18V	85C	100dB	3MV	100NA	10NA	500MWF	.	.	15V	30V	.	.	6MA	.	.	.
SG211N	SKU	CPR	EXT	.	.	+18V	-18V	85C	100dB	3MV	100NA	10NA	500MWF	.	.	15V	30V	.	.	6MA	.	.	.
SG218J	SKU	XSR	INT	.	50V/uS	+20V	-20V	85C	94dB	4MV	250NA	50NA	500MWF	6MA	12V	15V	1V	.	.	8MA	80dB	70dB	1M
SG218M	SKU	XSR	INT	.	50V/uS	+20V	-20V	85C	94dB	4MV	250NA	50NA	500MWF	6MA	12V	15V	1V	.	.	8MA	80dB	70dB	1M

For detailed explanations of column heading notations, see App. A.

Also for ready references the more important abbreviations used in the column headings are listed below:

- LEFT HAND PAGE
 APP = application
 (codes at APP.E.)
 CMRR = common mode rejection ratio
 CMP = compensation (frequency)
 dV_{IO}/dT = input offset voltage temperature drift
 GBP = gain bandwidth product
 I_b = input bias current
 I_{IO} = input bias offset current
 I_Q = quiescent supply current
 MFR = manufacturer (codes at App.C.)
 P_Q = quiescent power consumer
 PSRR = power supply rejection ratio
 V_{ICM} = common mode input voltage rating
 V_{IDR} = differential input voltage rating
 V_{IO} = input offset voltage
 V_S = dc supply voltage

RIGHT HAND PAGE
 Lead out coding summary (details at APP.G.) for different cases (APP.F.)

- A = gain adjust
 B = bias adjust
 C = case
 E- = inverting input
 E+ = non-inverting input
 F,F* = input frequency compensation
 G = ground
 J = high level input
 K = output, open collector
 L = output, open emitter
 M = metal case
 N = not connected
 Q = special terminal
 R,R* = outputs
 S = strobe
 T,T* = offset balance
 V+ = +ve dc supply
 V- = -ve dc supply
 W = guard ring
 X = blank position, no lead
 + + = +ve supplementary dc supply
 - - = -ve supplementary dc supply
 ϕ, ϕ^* = output frequency compensation

CASE (APP. F)	LD 1	LD 2	LD 3	LD 4	LD 5	LD 6	LD 7	LD 8	LD 9	LD 10	LD 11	LD 12	LD 13	LD 14	LD 15	LD 16	EUROPE SUBSTITUTION	USA SUBSTITUTION	IS S	TYPE NUMBER	
FLP-10/3C	N	N	E-	E+	V-	N	R	V+	N	N	SFC2107PM	LM107F	0	SG107F	
DIL-14/1C	N	N	N	E-	E+	V-	N	N	N	R	V+	N	N	N	.	.	SN52107JA	LM107D	0	SG107J	
T05-8/1M	N	E-	E+	V-M	N	R	V+	N	SFC2107M	LM107H	0	SG107T	
DIL-14/1C	N	F	N	E-	E+	N	V-	N	N	R	V+	F*	N	N	.	.	UA108AD	LM108AD	0	SG108AD	
FLP-10/3C	N	N	E-	E+	N	V-	R	V+	F*	F	UA108AD	LM108AF	0	SG108AF	
DIL-14/1C	N	F	N	E-	E+	N	V-	N	N	R	V+	F*	N	N	.	.	UA108AD	LM108AD	0	SG108AJ	
T05-8/1M	F	E-	E+	V-M	N	R	V+	F*	SFC2108A	LM108AH	0	SG108AT	
DIL-14/1C	N	F	N	E-	E+	N	V-	N	N	R	V+	F*	N	N	.	.	UA108D	LM108D	0	SG108D	
FLP-10/3C	N	N	E-	E+	N	V-	R	V+	F*	F	SFC2108PM	LM108F	0	SG108F	
DIL-14/1C	N	F	N	E-	E+	N	V-	N	N	R	V+	F*	N	N	.	.	UA108D	LM108D	0	SG108J	
T05-8/1M	F	E-	E+	V-M	N	R	V+	F*	SFC2108M	LM108H	0	SG108T	
DIL-14/1C	N	N	T	N	E+	V-	N	N	L	R	V+	T*	N	N	.	.	SN52110JA	LM110D	0	SG110J	
T05-8/1M	T	N	E+	V-	L	R	V+	T*	SFC2110M	LM110H	0	SG110T	
DIL-14/1C	N	G	E+	E-	N	V-	T	T*S	R	N	V+	N	N	N	.	.	SN52111J	LM111D	0	SG111D	
FLP-10/3C	G	E+	E-	N	V-	T	T*S	N	R	V+	SN52111FA	LM111F	0	SG111F	
DIL-14/1C	N	G	E+	E-	N	V-	T	T*S	R	N	V+	N	N	N	.	.	SN52111J	LM111D	0	SG111J	
T05-8/1M	G	E+	E-	V-	T	T*S	R	V+	SFC2111M	LM111H	0	SG111T	
FLP-10/3C	N	T	F	E-	E+	V-	F*T	V+	ϕ	N	SN52118FA	LM118F	0	SG118F	
DIL-14/1C	N	N	T	F	E-	E+	V-	N	N	F*T	R	V+	ϕ	.	.	.	SN52118JA	LM118D	0	SG118J	
T05-8/1M	T	F	E-	E+	V-	F*T	R	V+	ϕ	TDC0118CM	LM118H	0	SG118T	
FLP-14/3C	R1	E-1	E+1	V+	E+2	E-2	R2	R3	E-3	E+3	G	E+4	E-4	R4	.	.	.	LM124F	0	SG124F	
DIL-14/1C	R1	E-1	E+1	V+	E+2	E-2	R2	R3	E-3	E+3	G	E+4	E-4	R4	.	.	.	LM124D	0	SG124J	
FLP-14/3C	R2	R1	V+	E-1	E+1	E-2	E+2	E+3	E-3	E-4	E+4	G	R4	R3	.	.	.	LM139AF	0	SG139AF	
DIL-14/1C	R2	R1	V+	E-1	E+1	E-2	E+2	E+3	E-3	E-4	E+4	G	R4	R3	.	.	.	LM139AD	0	SG139AJ	
FLP-14/3C	R2	R1	V+	E-1	E+1	E-2	E+2	E+3	E-3	E-4	E+4	G	R4	R3	.	.	.	LM139H	0	SG139H	
DIL-14/1C	R2	R1	V+	E-1	E+1	E-2	E+2	E+3	E-3	E-4	E+4	G	R4	R3	.	.	.	LM139L	0	SG139J	
DIL-14/1C	N	N	FT	E-	E+	V-	N	N	T*	R	V+	F*	N	N	.	.	.	UA101AD	LM201AJ14	0	SG201AD
DIL-14/1C	N	N	FT	E-	E+	V-	N	N	T*	R	V+	F*	N	N	.	.	.	UA201AD	LM201AJ14	0	SG201AJ
DIL-8/1P	FT	E-	E+	V-M	T*	R	V+	F*	LM201AM	0	SG201AM
DIL-14/1P	N	N	FT	E-	E+	V-	N	N	T*	R	V+	F*	N	N	.	.	.	UA201AD	LM201AJ14	0	SG201AN
T05-8/1M	FT	E-	E+	V-M	T*	R	V+	F*	SFC2101A	LM201AH	0	SG201AT
DIL-14/1C	N	N	FT	E-	E+	V-	N	N	T*	R	V+	F*	N	N	LM201J14	0	SG201D
DIL-14/1C	N	N	FT	E-	E+	V-	N	N	T*	R	V+	F*	N	N	LM201J14	0	SG201J
T05-8/1M	FT	E-	E+	V-M	T*	R	V+	F*	SFC2201A	LM201H	0	SG201T
DIL-8/1P	FT	E-	E+	V-	T*	R	V+	F*	LM201J	0	SG201M
DIL-14/1P	N	N	FT	E-	E+	V-	N	N	T*	R	V+	F*	N	N	LM201J14	0	SG201N
DIL-14/1C	N	N	T	N	E+	V-	N	N	L	R	V+	T*	N	N	.	.	.	SN52110JA	LM210D	0	SG202J
DIL-14/1P	N	N	T	N	E+	V-	N	N	L	R	V+	T*	N	N	.	.	.	SN52110JA	LM210D	0	SG202N
DIL-14/1C	N	N	T	N	E+	V-	N	N	L	R	V+	T*	N	N	.	.	.	SN52110JA	LM210D	0	SG210J
DIL-14/1P	N	N	T	N	E+	V-	N	N	L	R	V+	T*	N	N	.	.	.	SN52110JA	LM210D	0	SG210N
DIL-8/1P	T	N	E+	V-	L	R	V+	T*	SN52110JP	0	SG202M	
T05-8/1M	T	N	E+	V-	L	R	V+	T*	UA102M	LM202H	0	SG202T
DIL-14/1C	N	N	N	E-	E+	V-	N	N	N	R	V+	N	N	N	.	.	.	SN52107JA	LM207D	0	SG207J
DIL-8/1P	N	E-	E+	V-	N	R	V+	N	SN52107JP	LM207J	0	SG207M
DIL-14/1P	N	N	N	E-	E+	V-	N	N	N	R	V+	N	N	N	.	.	.	SN52107JA	LM207D	0	SG207N
T05-8/1M	N	E-	E+	V-M	N	R	V+	N	SFC2207	LM207H	0	SG207T
DIL-14/1C	N	F	N	E-	E+	N	V-	N	N	R	V+	F*	N	N	.	.	.	UA208AD	LM208AD	0	SG208AJ
DIL-8/1P	F	E-	E+	V-	N	R	V+	F*	LM208AM	0	SG208AM
T05-8/1P	F	E-	E+	V-M	N	R	V+	F*	SFC2208A	LM208AH	0	SG208AT
DIL-14/1C	N	F	N	E-	E+	N	V-	N	N	R	V+	F*	N	N	.	.	.	UA208D	LM208D	0	SG208J
T05-8/1M	F	E-	E+	V-M	N	R	V+	F*	SFC2208	LM208H	0	SG208T
DIL-8/1P	F	E-	E+	V-	N	R	V+	F*	LM208M	0	SG208M
DIL-8/1P	T	N	E+	V-	L	R	V+	T*	SN52110JP	0	SG210M
T05-8/1M	T	N	E+	V-	L	R	V+	T*	SFC2210	LM210H	0	SG210T
DIL-14/1C	N	G	E+	E-	N	V-	T	T*S	R	N	V+	N	N	N	.	.	.	SN52111J	LM211D	0	SG211J
DIL-8/1P	G	E+	E-	V-	T	T*S	R	V+	0	SG211M
DIL-14/1P	N	G	E+	E-	V-	T	T*S	R	N	V+	N	N	N	N	.	.	.	SN52111J	LM211D	0	SG211N
T05-8/1M	G	E+	E-	V-	T	T*S	R	V+	SFC2211	LM211H	0	SG211T
DIL-14/1C	N	N	T	F	E-	E+	V-	N	N	F*T	R	V+	ϕ	N	N	.	.	SN52118JA	LM218D	0	SG218J
DIL-8/1P	T	F	E-	E+	V-	F*T	R	V+	ϕ	SN52118JP	0	SG218M

TYPE NUMBER	MFR	APP	CMP	GBP MIN	SLEW RATE MIN	Vs+ MAX	Vs- MAX	ToP MAX	A _{VL} MIN	V _{IO} MAX	I _B MAX	I _{IO} MAX	P _{TOT} MAX	I _{OUT} MIN	V _{OUT} MIN	V _{ICM} MAX	V _{IDF} MAX	dV _{IO} /dT MAX	P _O MAX	I _O MAX	CM RR MIN	PS RR MIN	R _{IN} MIN
SG218T	SKU	XSR	INT	.	50V/US	+20V	-20V	85C	94dB	4MV	250NA	50NA	500MWF	6MA	12V	15V	1V	.	.	8MA	80dB	70dB	1M
SG224J	SKU	QGK	INT	.	.	+16V	-16V	85C	94dB	5MV	150NA	30NA	900MWF	.	.	16V	16V	35uV/C	.	2MA	70dB	65dB	.
SG224N	SKU	QGK	INT	.	.	+16V	-16V	85C	94dB	5MV	150NA	30NA	900MWF	.	.	16V	16V	35uV/C	.	2MA	70dB	65dB	.
SG239AJ	SKU	QCP	EXT	.	.	+18V	-18V	85C	94dB	2MV	250NA	50NA	900MWF	6MA	.	18V	18V	.	.	2MA	.	.	.
SG239AN	SKU	QCP	EXT	.	.	+18V	-18V	85C	94dB	2MV	250NA	50NA	900MWF	6MA	.	18V	18V	.	.	2MA	.	.	.
SG239J	SKU	QCP	EXT	.	.	+18V	-18V	85C	88dB	5MV	250NA	50NA	900MWF	6MA	.	18V	18V	.	.	2MA	.	.	.
SG239N	SKU	QCP	EXT	.	.	+18V	-18V	85C	88dB	5MV	250NA	50NA	900MWF	6MA	.	18V	18V	.	.	2MA	.	.	.
SG301AD	SKU	GPU	EXT	.	.	+18V	-18V	70C	88dB	7.5MV	250NA	50NA	500MWF	5MA	12V	15V	30V	30uV/C	.	3MA	70dB	70dB	500K
SG301AF	SKU	GPU	EXT	.	.	+18V	-18V	70C	88dB	7.5MV	250NA	50NA	500MWF	5MA	12V	15V	30V	30uV/C	.	3MA	70dB	70dB	500K
SG301AJ	SKU	GPU	EXT	.	.	+18V	-18V	70C	88dB	7.5MV	250NA	50NA	500MWF	5MA	12V	15V	30V	30uV/C	.	3MA	70dB	70dB	500K
SG301AM	SKU	GPU	EXT	.	.	+18V	-18V	70C	88dB	7.5MV	250NA	50NA	500MWF	5MA	12V	15V	30V	30uV/C	.	3MA	70dB	70dB	500K
SG301AN	SKU	GPU	EXT	.	.	+18V	-18V	70C	88dB	7.5MV	250NA	50NA	500MWF	5MA	12V	15V	30V	30uV/C	.	3MA	70dB	70dB	500K
SG302J	SKU	VFA	INT	.	.	+18V	-18V	70C	0dB	15MV	30NA	.	500MWF	1MA	10V	.	.	90uV/C	.	6MA	.	60dB	10G
SG302M	SKU	VFA	INT	.	15V/US	+18V	-18V	70C	0dB	7.5MV	7NA	.	500MWF	1MA	10V	15V	15V	50uV/C	.	6MA	.	70dB	10G
SG302N	SKU	VFA	INT	.	.	+18V	-18V	70C	0dB	15MV	30NA	.	500MWF	1MA	10V	.	.	90uV/C	.	6MA	.	60dB	10G
SG302T	SKU	VFA	INT	.	.	+18V	-18V	70C	0dB	15MV	30NA	.	500MWF	1MA	10V	.	.	90uV/C	.	6MA	.	60dB	10G
SG307D	SKU	GPK	INT	.	.	+18V	-18V	70C	84dB	7.5MV	250NA	50NA	500MWF	5MA	12V	15V	30V	30uV/C	.	.	70dB	70dB	0.5M
SG307F	SKU	GPK	INT	.	.	+18V	-18V	70C	84dB	7.5MV	250NA	50NA	500MWF	5MA	12V	15V	30V	30uV/C	.	.	70dB	70dB	0.5M
SG307J	SKU	GPK	INT	.	.	+18V	-18V	70C	84dB	7.5MV	250NA	50NA	500MWF	5MA	12V	15V	30V	30uV/C	.	.	70dB	70dB	0.5M
SG307M	SKU	GPK	INT	.	.	+18V	-18V	70C	84dB	7.5MV	250NA	50NA	500MWF	5MA	12V	15V	30V	30uV/C	.	.	70dB	70dB	0.5M
SG307N	SKU	GPK	INT	.	.	+18V	-18V	70C	84dB	7.5MV	250NA	50NA	500MWF	5MA	12V	15V	30V	30uV/C	.	.	70dB	70dB	0.5M
SG307T	SKU	GPK	INT	.	.	+18V	-18V	70C	84dB	7.5MV	250NA	50NA	500MWF	5MA	12V	15V	30V	30uV/C	.	.	70dB	70dB	0.5M
SG308AD	SKU	SBA	EXT	.	.	+18V	-18V	70C	98dB	0.5MV	7NA	1NA	500MWF	1MA	13V	15V	1V	5uV/C	.	6MA	96dB	96dB	10M
SG308AF	SKU	SBA	EXT	.	.	+20V	-20V	70C	98dB	0.5MV	2NA	0.2NA	500MWF	1MA	13V	15V	1V	5uV/C	.	6MA	96dB	96dB	30M
SG308AJ	SKU	SBA	EXT	.	.	+18V	-18V	70C	98dB	0.5MV	7NA	1NA	500MWF	1MA	13V	15V	1V	5uV/C	.	6MA	96dB	96dB	10M
SG308AM	SKU	SBA	EXT	.	.	+18V	-18V	70C	98dB	0.5MV	7NA	1NA	500MWF	1MA	13V	15V	1V	5uV/C	.	6MA	96dB	96dB	10M
SG308AN	SKU	SBA	EXT	.	.	+18V	-18V	70C	98dB	0.5MV	7NA	1NA	500MWF	1MA	13V	15V	1V	5uV/C	.	6MA	96dB	96dB	10M
SG308AT	SKU	SBA	EXT	.	.	+18V	-18V	70C	98dB	0.5MV	7NA	1NA	500MWF	1MA	13V	15V	1V	5uV/C	.	6MA	96dB	96dB	10M
SG308D	SKU	SBA	EXT	.	.	+18V	-18V	70C	88dB	7.5MV	7NA	1NA	500MWF	1MA	13V	15V	1V	30uV/C	.	6MA	80dB	80dB	10M
SG308F	SKU	SBA	EXT	.	.	+20V	-20V	70C	96dB	2MV	2NA	0.2NA	500MWF	1MA	13V	15V	1V	15uV/C	.	6MA	85dB	80dB	30M
SG308J	SKU	SBA	EXT	.	.	+18V	-18V	70C	88dB	7.5MV	7NA	1NA	500MWF	1MA	13V	15V	1V	30uV/C	.	6MA	80dB	80dB	10M
SG308M	SKU	SBA	EXT	.	.	+18V	-18V	70C	88dB	7.5MV	7NA	1NA	500MWF	1MA	13V	15V	1V	30uV/C	.	6MA	80dB	80dB	10M
SG308N	SKU	SBA	EXT	.	.	+18V	-18V	70C	88dB	7.5MV	7NA	1NA	500MWF	1MA	13V	15V	1V	30uV/C	.	6MA	80dB	80dB	10M
SG308T	SKU	SBA	EXT	.	.	+18V	-18V	70C	88dB	7.5MV	7NA	1NA	500MWF	1MA	13V	15V	1V	30uV/C	.	6MA	80dB	80dB	10M
SG310J	SKU	VFA	INT	.	15V/US	+18V	-18V	70C	0dB	7.5MV	7NA	.	500MWF	1MA	10V	15V	15V	50uV/C	.	6MA	.	70dB	10G
SG310M	SKU	VFA	INT	.	15V/US	+18V	-18V	70C	0dB	7.5MV	7NA	.	500MWF	1MA	10V	15V	15V	50uV/C	.	6MA	.	70dB	10G
SG310N	SKU	VFA	INT	.	15V/US	+18V	-18V	70C	0dB	7.5MV	7NA	.	500MWF	1MA	10V	15V	15V	50uV/C	.	6MA	.	70dB	10G
SG310T	SKU	VFA	INT	.	15V/US	+18V	-18V	70C	0dB	7.5MV	7NA	.	500MWF	1MA	10V	15V	15V	50uV/C	.	6MA	.	70dB	10G
SG311D	SKU	CPR	EXT	.	.	+18V	-18V	70C	100dB	7.5MV	250NA	50NA	500MWF	.	.	15V	30V	.	.	8MA	.	.	.
SG311J	SKU	CPR	EXT	.	.	+18V	-18V	70C	100dB	7.5MV	250NA	50NA	500MWF	.	.	15V	30V	.	.	8MA	.	.	.
SG311M	SKU	CPR	EXT	.	.	+18V	-18V	70C	100dB	7.5MV	250NA	50NA	500MWF	.	.	15V	30V	.	.	8MA	.	.	.
SG311T	SKU	CPR	EXT	.	.	+18V	-18V	70C	100dB	7.5MV	250NA	50NA	500MWF	.	.	15V	30V	.	.	8MA	.	.	.
SG318J	SKU	XSR	INT	.	50V/US	+20V	-20V	70C	88dB	10MV	500NA	200NA	500MWF	6MA	12V	15V	1V	.	.	8MA	70dB	65dB	500K
SG318M	SKU	XSR	INT	.	50V/US	+20V	-20V	70C	88dB	10MV	500NA	200NA	500MWF	6MA	12V	15V	1V	.	.	8MA	70dB	65dB	500K
SG318T	SKU	XSR	INT	.	50V/US	+20V	-20V	70C	88dB	10MV	500NA	200NA	500MWF	6MA	12V	15V	1V	.	.	8MA	70dB	65dB	500K
SG324J	SKU	QGK	INT	.	.	+16V	-16V	70C	88dB	7MV	250NA	50NA	900MWF	.	.	16V	16V	35uV/C	.	2MA	65dB	65dB	.
SG324N	SKU	QGK	INT	.	.	+16V	-16V	70C	88dB	7MV	250NA	50NA	900MWF	.	.	16V	16V	35uV/C	.	2MA	65dB	65dB	.
SG339AJ	SKU	QCP	EXT	.	.	+18V	-18V	70C	94dB	2MV	250NA	50NA	900MWF	6MA	.	18V	18V	.	.	2MA	.	.	.
SG339AN	SKU	QCP	EXT	.	.	+18V	-18V	70C	94dB	2MV	250NA	50NA	900MWF	6MA	.	18V	18V	.	.	2MA	.	.	.
SG339J	SKU	QCP	EXT	.	.	+18V	-18V	70C	88dB	5MV	250NA	50NA	900MWF	6MA	.	18V	18V	.	.	2MA	.	.	.
SG710CD	SKU	CPR	EXT	.	.	+14V	-6V	70C	60dB	5MV	25uA	5uA	670MWF	5MA	2.5V	7V	5V	20uV/C	150MW	.	70dB	.	.
SG710CJ	SKU	CPR	EXT	.	.	+14V	-6V	70C	60dB	5MV	25uA	5uA	670MWF	5MA	2.5V	7V	5V	20uV/C	150MW	.	70dB	.	.
SG710CN	SKU	CPR	EXT	.	.	+14V	-6V	70C	60dB	5MV	25uA	5uA	670MWF	5MA	2.5V	7V	5V	20uV/C	150MW	.	70dB	.	.
SG710CT	SKU	CPR	EXT	.	.	+14V	-6V	70C	60dB	5MV	25uA	5uA	670MWF	5MA	2.5V	7V	5V	20uV/C	150MW	.	70dB	.	.
SG710D	SKU	CPR	EXT	.	.	+14V	-6V	125C	62dB	2MV	20uA	3uA	670MWF	5MA	2.5V	7V	5V	10uV/C	150MW	.	80dB	.	.
SG710J	SKU	CPR	EXT	.	.	+14V	-6V	125C	62dB	2MV	20uA	3uA	670MWF	5MA	2.5V	7V	5V	10uV/C	150MW	.	80dB	.	.
SG710T	SKU	CPR	EXT	.	.	+14V	-7V	125C	62dB	2MV	20uA	3uA	500MWF	5MA	2.5V	7V	5V	10uV/C	150MW	.	80dB	.	.

For detailed explanations of column heading notations, see App. A.

Also for ready references the more important abbreviations used in the column headings are listed below:

LEFT HAND PAGE

- APP = application (codes at APP.E.)
- CMRR = common mode rejection ratio
- CMP = compensation (frequency)
- dV_{IO}/dT = input offset voltage temperature drift
- GBP = gain bandwidth product
- I_b = input bias current
- I_{IO} = input bias offset current
- I_Q = quiescent supply current
- MFR = manufacturer (codes at App.C.)
- P_Q = quiescent power consumer
- PSRR = power supply rejection ratio
- V_{CM} = common mode input voltage rating
- V_{DF} = differential input voltage rating
- V_{IO} = input offset voltage
- V_S = dc supply voltage

RIGHT HAND PAGE

Lead out coding summary (details at APP.G.) for different cases (APP.F.)

- A = gain adjust
- B = bias adjust
- C = case
- E- = inverting input
- E+ = non-inverting input
- F, F* = input frequency compensation
- G = ground
- J = high level input
- K = output, open collector
- L = output, open emitter
- M = metal case
- N = not connected
- Q = special terminal
- R, R* = outputs
- S = strobe
- T, T* = offset balance
- V+ = +ve dc supply
- V- = -ve dc supply
- W = guard ring
- X = blank position, no lead
- ++ = +ve supplementary dc supply
- = -ve supplementary dc supply
- ϕ, ϕ^* = output frequency compensation

CASE (APP. F)	LD 1	LD 2	LD 3	LD 4	LD 5	LD 6	LD 7	LD 8	LD 9	LD 10	LD 11	LD 12	LD 13	LD 14	LD 15	LD 16	EUROPE SUBSTITUTION	USA SUBSTITUTION	1/S	TYPE NUMBER
T05-8/1M	T*	E-	E+	V-	F*	R	V+	ϕ	TDB0118CM	LM218H	0	SG218T
DIL-14/1C	R1	E-1	E+1	V+	E+2	E-2	R2	R3	E-3	E+3	G	E+4	E-4	R4	.	.		LM224D	0	SG224J
DIL-14/1P	R1	E-1	E+1	V+	E+2	E-2	R2	R3	E-3	E+3	G	E+4	E-4	R4	.	.		LM224D	0	SG224N
DIL-14/1C	R2	R1	V+	E-1	E+1	E-2	E+2	E+3	E-3	E-4	E+4	G	R4	R3	.	.	MLM239AL	LM239AD	0	SG239AJ
DIL-14/1P	R2	R1	V+	E-1	E+1	E-2	E+2	E+3	E-3	E-4	E+4	G	R4	R3	.	.	MLM239AL	LM239AD	0	SG239AN
DIL-14/1C	R2	R1	V+	E-1	E+1	E-2	E+2	E+3	E-3	E-4	E+4	G	R4	R3	.	.	MLM239L	LM239D	0	SG239J
DIL-14/1P	R2	R1	V+	E-1	E+1	E-2	E+2	E+3	E-3	E-4	E+4	G	R4	R3	.	.	MLM239L	LM239D	0	SG239N
DIL-14/1C	N	N	FT	E-	E+	V-	N	N	T*	R	V+	F*	N	N	.	.	UA301AD	LM301AJ14	0	SG301AD
FLP-10/1C	N	FT	E-	E+	V-	T*	R	V+	F*	N		SFC2201APT	0	SG301AF
DIL-14/1C	N	N	FT	E-	E+	V-	N	N	T*	R	V+	F*	N	N	.	.	UA301AD	LM301AJ14	0	SG301AJ
DIL-8/1P	FT	E-	E+	V-	T*	R	V+	F*	SFC2301ADC	LM301AJ	0	SG301AM
DIL-14/1P	N	N	FT	E-	E+	V-	N	N	T*	R	V+	F*	N	N	.	.	UA301AD	LM301AJ14	0	SG301AN
T05-8/1M	FT	E-	E+	V-M	T*	R	V+	F*	SFC2301A	LM301AH	0	SG301AT
DIL-14/1C	N	N	T	N	E+	V-	N	N	L	R	V+	T*	N	N	.	.	SFC2310EC	LM310D	0	SG302J
DIL-8/1P	T	N	E+	V-	L	R	V+	T*	SFC2310DC	LM310N	0	SG302M
DIL-14/1P	N	N	T	N	E+	V-	N	N	L	R	V+	T*	N	N	.	.	SFC2310EC	LM310D	0	SG302N
T05-8/1M	T	N	E+	V-	L	R	V+	T*	UA302C	LM302H	0	SG302T
DIL-14/1C	N	N	N	E-	E+	V-	N	N	N	R	V+	N	N	N	.	.	SN72307JA	LM307D	0	SG307D
FLP-10/3C	N	N	E-	E+	V-	N	R	V+	N	N	SFC2207PT	LM207F	0	SG307F
DIL-14/1C	N	N	N	E-	E+	V-	N	N	N	R	V+	N	N	N	.	.	SN72307JA	LM307D	0	SG307J
DIL-8/1P	N	E-	E+	V-	N	R	V+	N	SFC2307DC	LM307J	0	SG307M
DIL-14/1P	N	N	N	E-	E+	V-	N	N	N	R	V+	N	N	N	.	.	SN72307JA	LM307D	0	SG307N
T05-8/1M	N	E-	E+	V-M	N	R	V+	N	SFC2307	LM307H	0	SG307T
DIL-14/1C	N	F	N	E+	E+	N	V-	N	N	R	V+	F*	N	N	.	.	UA308AD	LM308AD	0	SG308AD
FLP-10/3C	N	N	E-	E+	N	V-	V+	F*	F	UA308AD	LM208AF	0	SG308AF
DIL-14/1C	N	F	N	E-	E+	N	V-	N	N	R	V+	F*	N	N	.	.	UA308AD	LM308AD	0	SG308AJ
DIL-8/1P	F	E-	E+	V-	N	R	V+	F*	UA308AD	LM308AM	0	SG308AM
DIL-14/1P	N	F	N	E-	E+	N	V-	N	N	R	V+	F*	N	N	.	.	UA308AD	LM308AD	0	SG308AN
T05-8/1M	F	E-	E+	V-M	N	R	V+	F*	SFC2308A	LM308AH	0	SG308AT
DIL-14/1C	N	F	N	E-	E+	N	V-	N	N	R	V+	F*	N	N	.	.	UA308D	LM308D	0	SG308D
FLP-10/3C	N	N	E-	E+	N	V-	V+	F*	F	SFC2208PT	LM208F	0	SG308F
DIL-14/1C	N	F	N	E-	E+	N	V-	N	N	R	V+	F*	N	N	.	.	UA308D	LM308D	0	SG308J
DIL-8/1P	F	E-	E+	V-	N	R	V+	F*	SFC2308DC	LM308N	0	SG308M
DIL-14/1P	N	F	N	E-	E+	N	V-	N	N	R	V+	F*	N	N	.	.	UA308D	LM308D	0	SG308N
T05-8/1M	F	E-	E+	V-M	N	R	V+	F*	SFC2308	LM308H	0	SG308T
DIL-14/1C	N	N	T	N	E+	V-	N	N	L	R	V+	T*	N	N	.	.	SFC2310EC	LM310D	0	SG310J
DIL-8/1P	T	N	E+	V-	L	R	V+	T*	SFC2310DC	LM310N	0	SG310M
DIL-14/1P	N	N	T	N	E+	V-	N	N	L	R	V+	T*	N	N	.	.	SFC2310EC	LM310D	0	SG310N
T05-8/1M	T	N	E+	V-	L	R	V+	T*	SFC2310EC	LM310H	0	SG310T
DIL-14/1C	N	G	E+	E-	N	V-	T	T*S	R	N	V+	N	N	N	.	.	SFC2311EC	LM311D	0	SG311D
DIL-14/1C	N	G	E+	E-	N	V-	T	T*S	R	N	V+	N	N	N	.	.	SFC2311EC	LM311D	0	SG311J
DIL-8/1P	G	E+	E-	V-	T	T*S	R	V+	SFC2311DC	LM311N	0	SG311M
DIL-14/1P	N	G	E+	E-	N	V-	T	T*S	R	N	V+	N	N	N	.	.	SFC2311EC	LM311D	0	SG311N
T05-8/1M	N	G	E+	E-	V-	T	T*S	R	V+	SFC2311	LM311H	0	SG311T
DIL-14/1C	N	N	T*F	E+	E+	V-	N	N	F*T	R	V+	ϕ	N	N	.	.	SFC2318EC	LM318D	0	SG318J
DIL-8/1P	T*F	E-	E+	V-	F*T	R	V-	ϕ	SN72318P	LM318N	0	SG318M
T05-8/1M	T*F	E-	E+	V-	F*T	R	V+	ϕ	TDE0118CM	LM318H	0	SG318T
DIL-14/1C	R1	E-1	E+1	V+	E+2	E-2	R2	R3	E-3	E+3	G	E+4	E-4	R4	.	.	MLM324J	LM324N	0	SG324J
DIL-14/1P	R1	E-1	E+1	V+	E+2	E-2	R2	R3	E-3	E+3	G	E+4	E-4	R4	.	.	MLM324J	LM324N	0	SG324N
DIL-14/1C	R2	R1	V+	E-1	E+1	E-2	E+2	E+3	E-3	E-4	E+4	G	R4	R3	.	.	MLM339AL	LM339AJ	0	SG339AJ
DIL-14/1P	R2	R1	V+	E-1	E+1	E-2	E+2	E+3	E-3	E-4	E+4	G	R4	R3	.	.	MLM339AL	LM339AJ	0	SG339AN
DIL-14/1C	R2	R1	V+	E-1	E+1	E-2	E+2	E+3	E-3	E-4	E+4	G	R4	R3	.	.	MLM339L	LM339J	0	SG339J
DIL-14/1P	R2	R1	V+	E-1	E+1	E-2	E+2	E+3	E-3	E-4	E+4	G	R4	R3	.	.	MLM339L	LM339J	0	SG339N
DIL-14/1C	N	G	E+	E-	N	V-	N	N	R	N	V+	N	N	N	.	.	SFC2710EC	UA710DC	0	SG710CD
DIL-14/1C	N	G	E+	E-	N	V-	N	N	R	N	V+	N	N	N	.	.	SFC2710EC	UA710DC	0	SG710CJ
DIL-14/1P	R2	R1	V+	E-1	E+1	E-2	E+2	E+3	E-3	E-4	E+4	G	R4	R3	.	.	MLM339AL	LM339AJ	0	SG339AN
DIL-14/1C	R2	R1	V+	E-1	E+1	E-2	E+2	E+3	E-3	E-4	E+4	G	R4	R3	.	.	MLM339L	LM339J	0	SG339J
DIL-14/1P	R2	R1	V+	E-1	E+1	E-2	E+2	E+3	E-3	E-4	E+4	G	R4	R3	.	.	MLM339L	LM339J	0	SG339N
DIL-14/1C	N	G	E+	E-	N	V-	N	N	R	N	V+	N	N	N	.	.	SFC2710EC	UA710DC	0	SG710CD
DIL-14/1C	N	G	E+	E-	N	V-	N	N	R	N	V+	N	N	N	.	.	SFC2710EC	UA710DC	0	SG710CJ
DIL-14/1P	N	G	E+	E-	N	V-	N	N	R	N	V+	N	N	N	.	.	SFC2710EC	UA710DC	0	SG710CN
T05-8/1M	G	E+	E-	N	N	R	V+	SFC2710C	UA710HC	0	SG710CT
DIL-14/1C	N	G	E+	E-	N	V-	N	N	R	N	V+	N	N	N	.	.	SFC2710KM	UA710DM	0	SG710D
DIL-14/1C	N	G	E+	E-	N	V-	N	N	R	N	V+	N	N	N	.	.	SFC2710KM	UA710DM	0	SG710J
T05-8/1M	G	E+	E-	N	N	R	V+	SFC2710M	UA710HM	0	SG710T

TYPE NUMBER	MFR	APP	CMP	GBP MIN	SLEW RATE MIN	Vs+ MAX	Vs- MAX	T _{OP} MAX	AVOL MIN	V _{IO} MAX	I _B MAX	I _{IO} MAX	P _{TOT} MAX	I _{OUT} MIN	V _{OUT} MIN	V _{ICM} MAX	V _{IDF} MAX	dV _{IO} /dT MAX	P _O MAX	I _O MAX	CM RR MIN	PS RR MIN	R _{IN} MIN
SG711CD	SKU	DCP	EXT	.	.	+14V	-7V	70C	57dB	5MV	100uA	15uA	670MWF	5MA	2.5V	7V	5V	20uV/C	230MW
SG711CF	SKU	DCP	EXT	.	.	+14V	-7V	70C	57dB	5MV	100uA	15uA	570MWF	5MA	2.5V	7V	5V	20uV/C	230MW
SG711CJ	SKU	DCP	EXT	.	.	+14V	-7V	70C	57dB	5MV	100uA	15uA	670MWF	5MA	2.5V	7V	5V	20uV/C	230MW
SG711CN	SKU	DCP	EXT	.	.	+14V	-7V	70C	57dB	5MV	100uA	15uA	670MWF	5MA	2.5V	7V	5V	20uV/C	230MW
SG711CT	SKU	DCP	EXT	.	.	+14V	-7V	70C	57dB	5MV	100uA	15uA	500MWF	5MA	2.5V	7V	5V	20uV/C	230MW
SG711D	SKU	DCP	EXT	.	.	+14V	-7V	125C	58dB	3.5MV	75uA	10uA	670MWF	5MA	2.5V	7V	5V	20uV/C	200MW
SG711F	SKU	DCP	EXT	.	.	+14V	-7V	125C	58dB	3.5MV	75uA	10uA	570MWF	5MA	2.5V	7V	5V	20uV/C	200MW
SG711J	SKU	DCP	EXT	.	.	+14V	-7V	125C	58dB	3.5MV	75uA	10uA	670MWF	5MA	2.5V	7V	5V	20uV/C	200MW
SG711T	SKU	DCP	EXT	.	.	+14V	-7V	125C	58dB	3.5MV	75uA	10uA	500MWF	5MA	2.5V	7V	5V	20uV/C	200MW
SG733CJ	SKU	BDO	EXT	20MHZ	.	+8V	-8V	70C	48dB	6MV	30uA	5uA	670MWF	2MA	1.5V	6V	5V	.	.	24MA	60dB	50dB	2K
SG733CN	SKU	BDO	EXT	20MHZ	.	+8V	-8V	70C	48dB	6MV	30uA	5uA	670MWF	2MA	1.5V	6V	5V	.	.	24MA	60dB	50dB	2K
SG733CT	SKU	BDO	EXT	20MHZ	.	+8V	-8V	125C	50dB	5MV	20uA	3uA	670MWF	2MA	1.5V	6V	5V	.	.	24MA	60dB	50dB	2K
SG733T	SKU	BDO	EXT	20MHZ	.	+8V	-8V	125C	50dB	5MV	20uA	3uA	500MWF	2MA	1.5V	6V	5V	.	.	24MA	60dB	50dB	2K
SG741CD	SKU	GPK	INT	.	0.2V/uS	+18V	-18V	70C	86dB	6MV	500NA	200NA	670MWF	5MA	12V	15V	30V	.	85MW	3MA	70dB	76dB	300K
SG741CF	SKU	GPK	INT	.	0.2V/uS	+18V	-18V	70C	86dB	6MV	500NA	200NA	570MWF	5MA	12V	15V	30V	.	85MW	3MA	70dB	76dB	300K
SG741CJ	SKU	GPK	INT	.	0.2V/uS	+18V	-18V	70C	86dB	6MV	500NA	200NA	670MWF	5MA	12V	15V	30V	.	85MW	3MA	70dB	76dB	300K
SG741CM	SKU	GPK	INT	.	0.2V/uS	+18V	-18V	70C	86dB	6MV	500NA	200NA	310MWF	5MA	12V	15V	30V	.	85MW	3MA	70dB	76dB	300K
SG741CN	SKU	GPK	INT	.	0.2V/uS	+18V	-18V	70C	86dB	6MV	500NA	200NA	670MWF	5MA	12V	15V	30V	.	85MW	3MA	70dB	76dB	300K
SG741CT	SKU	GPK	INT	.	0.2V/uS	+18V	-18V	70C	86dB	6MV	500NA	200NA	500MWF	5MA	12V	15V	30V	.	85MW	3MA	70dB	76dB	300K
SG741D	SKU	GPK	INT	4MHZ	0.3V/uS	+22V	-22V	125C	94dB	3MV	80NA	30NA	670MWF	5MA	12V	15V	30V	15uV/C	150MW	.	80dB	86dB	1M
SG741F	SKU	GPK	INT	.	0.2V/uS	+22V	-22V	125C	94dB	5MV	500NA	200NA	570MWF	5MA	12V	15V	30V	.	85MW	3MA	70dB	76dB	300K
SG741J	SKU	GPK	INT	4MHZ	0.3V/uS	+22V	-22V	125C	94dB	3MV	80NA	30NA	670MWF	5MA	12V	15V	30V	15uV/C	150MW	.	80dB	86dB	1M
SG741SCJ	SKU	HSR	INT	.	5V/uS	+18V	-18V	70C	86dB	6MV	500NA	200NA	670MWF	5MA	12V	15V	30V	.	85MW	3MA	70dB	76dB	300K
SG741SCM	SKU	HSR	INT	.	5V/uS	+18V	-18V	70C	86dB	6MV	500NA	200NA	310MWF	5MA	12V	15V	30V	.	85MW	3MA	70dB	76dB	300K
SG741SCN	SKU	HSR	INT	.	5V/uS	+18V	-18V	70C	86dB	6MV	500NA	200NA	670MWF	5MA	12V	15V	30V	.	85MW	3MA	70dB	76dB	300K
SG741SCT	SKU	HSR	INT	.	5V/uS	+18V	-18V	70C	86dB	6MV	500NA	200NA	500MWF	5MA	12V	15V	30V	.	85MW	3MA	70dB	76dB	300K
SG741ST	SKU	HSR	INT	.	5V/uS	+22V	-22V	125C	94dB	5MV	500NA	200NA	500MWF	7MA	12V	15V	30V	.	85MW	3MA	70dB	76dB	300K
SG741T	SKU	GPK	INT	.	0.2V/uS	+22V	-22V	125C	94dB	5MV	500NA	200NA	500MWF	7MA	12V	15V	30V	.	85MW	3MA	70dB	76dB	300K
SG747CD	SKU	DGK	INT	.	0.2V/uS	+18V	-18V	70C	88dB	6MV	500NA	200NA	670MWF	5MA	12V	15V	30V	.	85MW	3MA	70dB	76dB	300K
SG747CJ	SKU	DGK	INT	.	0.2V/uS	+18V	-18V	70C	88dB	6MV	500NA	200NA	670MWF	5MA	12V	15V	30V	.	85MW	3MA	70dB	76dB	300K
SG747CN	SKU	DGK	INT	.	0.2V/uS	+18V	-18V	70C	88dB	6MV	500NA	200NA	670MWF	5MA	12V	15V	30V	.	85MW	3MA	70dB	76dB	300K
SG747CT	SKU	DGK	INT	.	0.2V/uS	+18V	-18V	70C	88dB	6MV	500NA	200NA	500MWF	5MA	12V	15V	30V	.	85MW	3MA	70dB	76dB	300K
SG747D	SKU	DGK	INT	.	0.2V/uS	+22V	-22V	125C	94dB	5MV	500NA	200NA	670MWF	5MA	12V	15V	30V	.	85MW	3MA	70dB	76dB	300K
SG747J	SKU	DGK	INT	.	0.2V/uS	+22V	-22V	125C	94dB	5MV	500NA	200NA	670MWF	5MA	12V	15V	30V	.	85MW	3MA	70dB	76dB	300K
SG747T	SKU	DGK	INT	.	0.2V/uS	+22V	-22V	125C	94dB	5MV	500NA	200NA	500MWF	5MA	12V	15V	30V	.	85MW	3MA	70dB	76dB	300K
SG748CD	SKU	GPU	EXT	.	0.2V/uS	+22V	-22V	70C	86dB	6MV	500NA	200NA	670MWF	5MA	12V	15V	30V	.	85MW	3MA	70dB	76dB	300K
SG748CJ	SKU	GPU	EXT	.	0.2V/uS	+22V	-22V	70C	86dB	6MV	500NA	200NA	670MWF	5MA	12V	15V	30V	.	85MW	3MA	70dB	76dB	300K
SG748CN	SKU	GPU	EXT	.	0.2V/uS	+18V	-18V	70C	86dB	6MV	500NA	200NA	310MWF	5MA	12V	15V	30V	.	85MW	3MA	70dB	76dB	300K
SG748CT	SKU	GPU	EXT	.	0.2V/uS	+22V	-22V	70C	86dB	6MV	500NA	200NA	670MWF	5MA	12V	15V	30V	.	85MW	3MA	70dB	76dB	300K
SG748CT	SKU	GPU	EXT	.	0.2V/uS	+18V	-18V	70C	86dB	6MV	500NA	200NA	500MWF	5MA	12V	15V	30V	.	85MW	3MA	70dB	76dB	300K
SG748D	SKU	GPU	EXT	.	0.2V/uS	+22V	-22V	125C	94dB	5MV	500NA	200NA	670MWF	5MA	12V	15V	30V	.	85MW	3MA	70dB	76dB	300K
SG748F	SKU	GPU	EXT	.	0.2V/uS	+22V	-22V	125C	94dB	5MV	500NA	200NA	570MWF	5MA	12V	15V	30V	.	85MW	3MA	70dB	76dB	300K
SG748J	SKU	GPU	EXT	.	0.2V/uS	+22V	-22V	125C	94dB	5MV	500NA	200NA	670MWF	5MA	12V	15V	30V	.	85MW	3MA	70dB	76dB	300K
SG748T	SKU	GPU	EXT	.	0.2V/uS	+22V	-22V	125C	94dB	5MV	500NA	200NA	500MWF	5MA	12V	15V	30V	.	85MW	3MA	70dB	76dB	300K
SG777CJ	SKU	PIA	EXT	.	0.2V/uS	+22V	-22V	70C	88dB	5MV	100NA	20NA	670MWF	5MA	12V	15V	30V	30uV/C	85MW	3MA	70dB	76dB	1M
SG777CM	SKU	PIA	EXT	.	0.2V/uS	+22V	-22V	70C	88dB	5MV	100NA	20NA	310MWF	5MA	12V	15V	30V	30uV/C	85MW	3MA	70dB	76dB	1M
SG777CN	SKU	PIA	EXT	.	0.2V/uS	+22V	-22V	70C	88dB	5MV	100NA	20NA	670MWF	5MA	12V	15V	30V	30uV/C	85MW	3MA	70dB	76dB	1M
SG777CT	SKU	PIA	EXT	.	0.2V/uS	+22V	-22V	70C	88dB	5MV	100NA	20NA	500MWF	5MA	12V	15V	30V	30uV/C	85MW	3MA	70dB	76dB	1M
SG1436CT	SKU	GPK	INT	3MHZ	0.5V/uS	+30V	-30V	75C	94dB	12MV	90NA	25NA	680MWF	1MA	20V	30V	60V	.	280MW	5MA	50dB	70dB	3M
SG1436M	SKU	GPK	INT	3MHZ	0.5V/uS	+34V	-34V	75C	97dB	10MV	40NA	10NA	680MWF	1MA	20V	34V	68V	.	280MW	5MA	70dB	74dB	3M
SG1436T	SKU	GPK	INT	5MHZ	1V/uS	+18V	-18V	75C	96dB	10MV	30NA	10NA	680MWF	5MA	11V	18V	18V	40uV/C	90MW	3MA	70dB	74dB	1M
SG1456T	SKU	GPK	INT	5MHZ	1V/uS	+18V	-18V	75C	96dB	10MV	30NA	10NA	680MWF	5MA	11V	18V	18V	40uV/C	90MW	3MA	70dB	74dB	1M
SG1458CM	SKU	DGK	INT	5MHZ	0.3V/uS	+18V	-18V	75C	84dB	10MV	0.7uA	0.3uA	625MWF	4MA	11V	15V	30V	50uV/C	240MW	8MA	60dB	66dB	150K
SG1458M	SKU	DGK	INT	5MHZ	0.3V/uS	+18V	-18V	75C	86dB	6MV	0.5uA	0.2uA	625MWF	5MA	12V	15V	30V	50uV/C	170MW	6MA	70dB	76dB	300K
SG1458T	SKU	DGK	INT	5MHZ	0.3V/uS	+18V	-18V	75C	86dB	6MV	0.5uA	0.2uA	680MWF	5MA	12V	15V	30V	50uV/C	170MW	6MA	70dB	76dB	300K
SG1536T	SKU	HVO	INT	3MHZ	0.5V/uS	+40V	-40V	125C	100dB	5MV	20NA	3NA	680MWF	1MA	30V	40V	80V	.	224MW	4MA	80dB	80dB	3M
SG1556T	SKU	GPK	INT	5MHZ	1V/uS	+22V	-22V	125C	100dB	4MV	15NA	2NA	680MWF	6MA	12V	22V	22V	30uV/C	45MW	2MA	80dB	80dB	1.5M
SG1558T	SKU	DGK	INT	5MHZ	0.3V/uS	+22V	-22V	125C	94dB	5MV	0.5uA	0.2uA	680MWF	5MA	12V	15V	30V	50uV/C	150MW	5MA	70dB	76dB	300K

For detailed explanations of column heading notations, see App. A.

Also for ready references the more important abbreviations used in the column headings are listed below:

LEFT HAND PAGE

- APP = application (codes at APP.E.)
- CMRR = common mode rejection ratio
- CMP = compensation (frequency)
- v_{i0}/dT = input offset voltage temperature drift
- GBP = gain bandwidth product
- I_b = input bias current
- I_{0} = input bias offset current
- I_0 = quiescent supply current
- MFR = manufacturer (codes at App.C.)
- P_0 = quiescent power consumer
- PSRR = power supply rejection ratio
- V_{icm} = common mode input voltage rating
- V_{idf} = differential input voltage rating
- V_{i0} = input offset voltage
- V_s = dc supply voltage

RIGHT HAND PAGE

Lead out coding summary (details at APP.G.) for different cases (APP.F.)

- A = gain adjust
- B = bias adjust
- C = case
- E- = inverting input
- E+ = non-inverting input
- F,F* = input frequency compensation
- G = ground
- J = high level input
- K = output, open collector
- L = output, open emitter
- M = metal case
- N = not connected
- Q = special terminal
- R,R* = outputs
- S = strobe
- T,T* = offset balance
- V+ = +ve dc supply
- V- = -ve dc supply
- W = guard ring
- X = blank position, no lead
- ++ = +ve supplementary dc supply
- = -ve supplementary dc supply
- #, #* = output frequency compensation

CASE (APP. F)	LD 1	LD 2	LD 3	LD 4	LD 5	LD 6	LD 7	LD 8	LD 9	LD 10	LD 11	LD 12	LD 13	LD 14	LD 15	LD 16	EUROPE SUBST-TUTE	USA SUBST-TUTE	I S	TYPE NUMBER		
DIL-14/1C	N	E-1	E+1	V-	E+2	E-2	N	N	S2	R	V+	G	S1	N	.	.	SFC2711EC	UA711DC	0	SG711CD		
FLP-10/3C	E-1	E+1	V-	E+2	E-2	S2	R	V+	G	S1	SFC2711PM	UA711FM	0	SG711CF		
DIL-14/1C	N	E-1	E+1	V-	E+2	E-2	N	N	S2	R	V+	G	S1	N	.	.	SFC2711EC	UA711DC	0	SG711CJ		
DIL-14/1P	N	E-1	E+1	V-	E+2	E-2	N	N	S2	R	V+	G	S1	N	.	.	SFC2711EC	UA711DC	0	SG711CN		
T05-10/1M	G	S1	E-1	E+1	V-	E+2	E-2	S2	R	V+	SFC2711C	UA711HC	0	SG711CT		
DIL-14/1C	N	E-1	E+1	V-	E+2	E-2	N	N	S2	R	V+	G	S1	N	.	.	SFC2711KM	UA711DM	0	SG711D		
FLP-10/3C	E-1	E+1	V-	E+2	E-2	S2	R	V+	G	S1	SFC2711PM	UA711FM	0	SG711F		
DIL-14/1C	N	E-1	E+1	V-	E+2	E-2	N	N	S2	R	V+	G	S1	N	.	.	SFC2711KM	UA711DM	0	SG711J		
T05-10/1M	G	S1	E-1	E+1	V-	E+2	E-2	S2	R	V+	SFC2711M	UA711HM	0	SG711T		
DIL-14/1C	E+	N	A2	A*2	V-	N	R	R*	N	V+	A1	A*1	N	E-	.	.	SN72733J	UA733DC	0	SG733CJ		
DIL-14/1P	E+	N	A2	A*2	V-	N	R	R*	N	V+	A1	A*1	N	E-	.	.	SN72733J	UA733DC	0	SG733CN		
T05-10/1M	E+	N	A2	A*2	V-	N	R	R*	N	V+	A1	A*1	N	E-	.	.	SN72733L	UA733DC	0	SG733CT		
DIL-14/1C	E+	N	A2	A*2	V-	N	R	R*	N	V+	A1	A*1	N	E-	.	.	SN52733J	UA733DM	0	SG733J		
T05-10/1M	E+	N	A2	A*2	V-	N	R	R*	N	V+	A1	A*1	N	E-	.	.	SN52733L	UA733HM	0	SG733T		
DIL-14/1C	N	N	T	E-	E+	V-	N	N	T*	R	V+	N	N	N	.	.	TBA221A	UA741DC	0	SG741CD		
FLP-10/3C	N	T	E-	E+	V-	T*	R	V+	N	N	LM741F	UA741FM	0	SG741CF		
DIL-14/1C	N	N	T	E-	E+	V-	N	N	T*	R	V+	N	N	N	.	.	TBA221A	UA741DC	0	SG741CJ		
DIL-8/1P	T	E-	E+	V-	T*	R	V+	N	N	TBA221B	UA741TC	0	SG741CM		
DIL-14/1P	N	N	T	E-	E+	V-	N	N	T*	R	V+	N	N	N	.	.	TBA221A	UA741DC	0	SG741CN		
T05-8/1M	T	E-	E+	V-M	T*	R	V+	N	TBA221	UA741HC	0	SG741CT		
DIL-14/1C	N	N	T	E-	E+	V-	N	N	T*	R	V+	N	N	N	.	.	LM741D	UA741DM	0	SG741D		
FLP-10/3C	N	T	E-	E+	V-	T*	R	V+	N	N	LM741F	UA741FM	0	SG741F		
DIL-14/1C	N	N	T	E-	E+	V-	N	N	T*	R	V+	N	N	N	.	.	LM741D	UA741DM	0	SG741J		
DIL-14/1C	N	N	T	E-	E+	V-	N	N	T*	R	V+	N	N	N	.	.	.	741MHSDD	UA741SCJ	0	SG741SCJ	
DIL-8/1P	T	E-	E+	V-	T*	R	V+	N	741CHSPA	UA741SCM	0	SG741SCM	
DIL-14/1P	N	N	T	E-	E+	V-	N	N	T*	R	V+	N	N	N	.	.	.	741MHSDD	UA741SCN	0	SG741SCN	
T05-8/1M	T	E-	E+	V-M	T*	R	V+	N	741CHSTY	UA741SCT	0	SG741SCT	
T05-8/1M	T	E-	E+	V-M	T*	R	V+	N	741MHSTY	UA741ST	0	SG741ST	
T05-8/1M	T	E-	E+	V-M	T*	R	V+	N	TBA222	UA741HM	0	SG741T	
DIL-14/1C	E-1	E+1	T1	V-	T2	E+2	E-2	T*2	V+2	R2	N	R1	V+1	T*1	.	.	TBB0747A	UA747DC	0	SG747CD		
DIL-14/1C	E-1	E+1	T1	V-	T2	E+2	E-2	T*2	V+2	R2	N	R1	V+1	T*1	.	.	TBB0747A	UA747DC	0	SG747CJ		
DIL-14/1P	E-1	E+1	T1	V-	T2	E+2	E-2	T*2	V+2	R2	N	R1	V+1	T*1	.	.	TBB0747A	UA747DC	0	SG747CN		
T05-10/1M	R1	V+1	E-1	E+1	V-	E+2	E-2	V+2	R2	N	TBB0747	UA747HC	0	SG747CT		
DIL-14/1C	E-1	E+1	T1	V-	T2	E+2	E-2	T*2	V+2	R2	N	R1	V+	T*1	.	.	SFC2747KM	UA747DM	0	SG747D		
DIL-14/1C	E-1	E+1	T1	V-	T2	E+2	E-2	T*2	V+2	R2	N	R1	V+	T*1	.	.	SFC2747KM	UA747DM	0	SG747J		
T05-10/1M	R1	V+1	E-1	E+1	V-	E+2	E-2	V+2	R2	N	SFC2747M	UA747HM	0	SG747T		
DIL-14/1C	N	N	FT	E-	E+	V-	N	N	T*	R	V+	F*	N	N	.	.	SN72748J	UA748DC	0	SG748CD		
DIL-14/1C	N	N	FT	E-	E+	V-	N	N	T*	R	V+	F*	N	N	.	.	SN72748J	UA748DC	0	SG748CJ		
DIL-8/1P	FT	E-	E+	V-	T*	R	V+	F*	TBB0748B	UA748TC	0	SG748CM		
DIL-14/1P	N	N	FT	E-	E+	V-	N	N	T*	R	V+	F*	N	N	.	.	SN72748J	UA748DC	0	SG748CN		
T05-8/1M	FT	E-	E+	V-	T*	R	V+	F*	TBB0748	UA748HC	0	SG748CT		
DIL-14/1C	N	N	FT	E-	E+	V-	N	N	T*	R	V+	F*	N	N	.	.	SN52748JA	UA748DM	0	SG748D		
FLP-10/3C	N	FT	E-	E+	V-	T*	R	V+	F*	N	SN52748FA	UA748FM	0	SG748F		
DIL-14/1C	N	N	FT	E-	E+	V-	N	N	T*	R	V+	F*	N	N	.	.	SN52748JA	UA748DM	0	SG748J		
T05-8/1M	FT	E-	E+	V-	T*	R	V+	F*	TBC0748	UA748HM	0	SG748T		
DIL-14/1C	N	N	TF	E-	E+	V-	N	N	T*	R	V+	F*	N	N	.	.	.	UA777DC	UA777DC	0	SG777CJ	
DIL-8/1P	TF	E-	E+	V-	T*	R	V+	F*	UA777TC	UA777TC	0	SG777CM	
DIL-14/1P	N	N	TF	E-	E+	V-	N	N	T*	R	V+	F*	N	N	.	.	.	UA777DC	UA777DC	0	SG777CN	
T05-8/1M	TF	E-	E+	V-	T*	R	V+	F*	UA777HC	UA777HC	0	SG777CT	
T05-8/1M	T	E-	E+	V+	T*	R	V+	N	MC1436CG	MC1436CG	0	SG1436CT	
DIL-8/1P	T	E-	E+	V-	T*	R	V+	N	MC1436G	MC1436G	0	SG1436M
T05-8/1M	T	E-	E+	V+	T*	R	V+	N	MC1456G	MC1456G	0	SG1436T
T05-8/1M	T	E-	E+	V+	T*	R	V+	N	MC1456CG	MC1456CG	0	SG1456CT
T05-8/1M	T	E-	E+	V-	T*	R	V+	N	MC1456P	MC1456P	0	SG1456T
DIL-8/1P	R1	E-1	E+1	V-	E+2	E-2	R2	V+	MC1458CP1	MC1458CP1	0	SG1458CM	
DIL-8/1P	R1	E-1	E+1	V-	E+2	E-2	R2	V+	MC1458P1	MC1458P1	0	SG1458M
T05-8/1M	R1	E-1	E+1	V-	E+2	E-2	R2	V+	TBB1458	MC1458G	0	SG1458T
T05-8/1M	T	E-	E+	V+	T*	R	V+	N	LM143	MC1536G	0	SG1536T
T05-8/1M	T	E-	E+	V-	T*	R	V+	N	MC1556T	MC1556G	0	SG1556T
T05-8/1M	R1	E-1	E+1	V-	E+2	E-2	R2	V+	LM1558H	MC1558G	0	SG1558T

TYPE NUMBER	MFR	APP	CMP	GBP MIN	SLEW RATE MIN	V ₊ MAX	V ₋ MAX	T _{OP} MAX	A _{VOL} MIN	V _O MAX	I _B MAX	I _O MAX	P _{ROT} MAX	I _{OUT} MIN	V _{OUT} MIN	V _{IC} MAX	V _{IDF} MAX	dV _O /dT MAX	P _O MAX	I _O MAX	CM RR MIN	PS RR MIN	R _{IN} MIN
SG3302J	SKU	QCP	EXT	.	20V/uS	+14V	-14V	85C	66dB	20MV	500NA	100NA	900MWF	2MA	.	.	9V	28V	.	2MA	.	.	.
SG3302N	SKU	QCP	EXT	.	20V/uS	+14V	-14V	85C	66dB	20MV	500NA	100NA	900MWF	2MA	.	.	9V	28V	.	2MA	.	.	.
SG4250CM	SKU	PRA	INT	.	.	+18V	-18V	70C	95dB	6MV	75NA	20NA	500MWF	1MA	12V	15V	30V	.	3MW	1MA	70dB	74dB	.
SG4250CT	SKU	PRA	INT	.	.	+18V	-18V	70C	95dB	6MV	75NA	20NA	500MWF	1MA	12V	15V	30V	.	3MW	1MA	70dB	74dB	.
SG4250T	SKU	PRA	INT	.	.	+18V	-18V	125C	100dB	5MV	50NA	10NA	500MWF	1MA	12V	15V	30V	.	2.7MW	90UA	70dB	76dB	.
SI-1050GS	SAJ	HPO	INT	.	0.1V/uS	+40V	-40V	80C	70dB	60MV	10uA	2uA	20WH	7A	30V	32V	6V	500uV/C	.	50MA	50dB	50dB	1K
SL701B	PLG	WBA	EXT	20MHZ	.	+14V	-14V	100C	66dB	5MV	1uA	0.3uA	600MWF	.	4V	.	1V	50uV/C	225MW	8MA	70dB	60dB	30K
SL701C	PLG	WBA	EXT	20MHZ	.	+14V	-14V	100C	66dB	20MV	3uA	1.8uA	600MWF	.	4V	.	1V	50uV/C	225MW	8MA	60dB	60dB	30K
SL702B	PLG	WBA	EXT	20MHZ	.	+14V	-14V	100C	66dB	5MV	1uA	0.3uA	600MWF	.	4V	.	1V	50uV/C	225MW	8MA	70dB	60dB	30K
SL702C	PLG	WBA	EXT	20MHZ	.	+14V	-14V	100C	66dB	20MV	3uA	1.8uA	600MWF	.	4V	.	1V	50uV/C	225MW	8MA	60dB	60dB	30K
SL717A	PLG	DCP	EXT	.	.	+14V	-7V	70C	70dB	3MV	15uA	4uA	.	.	1V	5V	5V	.	.	35MA	70dB	.	.
SL717C	PLG	DCP	EXT	.	.	+14V	-7V	70C	66dB	15MV	30uA	15uA	.	.	.	5V	5V	.	.	35MA	70dB	.	.
SL751B/E	PLG	WBA	EXT	20MHZ	.	+14V	-14V	100C	66dB	5MV	1uA	0.3uA	600MWF	.	4V	.	1V	50uV/C	225MW	8MA	70dB	60dB	30K
SL751B/F	PLG	WBA	EXT	20MHZ	.	+14V	-14V	100C	66dB	5MV	1uA	0.3uA	600MWF	.	4V	.	1V	50uV/C	225MW	8MA	70dB	60dB	30K
SL751C/E	PLG	WBA	EXT	20MHZ	.	+14V	-14V	100C	66dB	20MV	3uA	1.8uA	600MWF	.	4V	.	1V	50uV/C	225MW	8MA	60dB	60dB	30K
SL751C/F	PLG	WBA	EXT	20MHZ	.	+14V	-14V	100C	66dB	20MV	3uA	1.8uA	600MWF	.	4V	.	1V	50uV/C	225MW	8MA	60dB	60dB	30K
SN52L022JP	TGU	DLP	INT	3MHZ	0.2V/uS	+22V	-22V	125C	72dB	5MV	100NA	40NA	500MWF	1MA	10V	15V	30V	.	3MW	2MA	60dB	76dB	.
SN52L022L	TGU	DLP	INT	3MHZ	0.2V/uS	+22V	-22V	125C	72dB	5MV	100NA	40NA	500MWF	1MA	10V	15V	30V	.	3MW	2MA	60dB	76dB	.
SN52L044JA	TGU	QLP	INT	3MHZ	.15V/uS	+22V	-22V	125C	72dB	5MV	100NA	40NA	500MWF	1MA	10V	15V	30V	.	3MW	1MA	60dB	76dB	.
SN5510FA	TGU	BDO	EXT	1GHZ	.	+8V	-8V	100C	38dB	13MV	80uA	20uA	.	.	.	1V	5V	.	220MW	.	75dB	.	3K
SN5510J	TGU	BDO	EXT	1GHZ	.	+8V	-8V	100C	38dB	13MV	80uA	20uA	.	.	.	1V	5V	.	220MW	.	75dB	.	3K
SN5510L	TGU	BDO	EXT	1GHZ	.	+8V	-8V	100C	38dB	13MV	80uA	20uA	.	.	.	1V	5V	.	220MW	.	75dB	.	3K
SN5511FA	TGU	BDO	EXT	50MHZ	.	+8V	-8V	125C	56dB	5MV	15uA	7uA	500MWF	2MA	1.2V	6V	6V	10uV/C	300MW	.	59dB	.	2K
SN5511L	TGU	BDO	EXT	50MHZ	.	+8V	-8V	125C	56dB	5MV	15uA	7uA	500MWF	2MA	1.2V	6V	6V	10uV/C	300MW	.	59dB	.	2K
SN5511N	TGU	BDO	EXT	50MHZ	.	+8V	-8V	125C	56dB	5MV	15uA	7uA	500MWF	2MA	1.2V	6V	6V	10uV/C	300MW	.	59dB	.	2K
SN5512L	TGU	BDO	EXT	2GHZ	.	+8V	-8V	125C	48dB	5MV	80uA	3uA	500MWF	2MA	1.5V	6V	5V	.	.	25MA	74dB	50dB	2K
SN5512N	TGU	BDO	EXT	2GHZ	.	+8V	-8V	125C	48dB	5MV	80uA	3uA	500MWF	2MA	1.5V	6V	5V	.	.	25MA	74dB	50dB	2K
SN5514JP	TGU	BDO	EXT	2GHZ	.	+8V	-8V	125C	48dB	5MV	80uA	3uA	500MWF	2MA	1.5V	6V	5V	.	.	25MA	74dB	50dB	2K
SN5514L	TGU	BDO	EXT	2GHZ	.	+8V	-8V	125C	48dB	5MV	80uA	3uA	500MWF	2MA	1.5V	6V	5V	.	.	25MA	74dB	50dB	2K
SN52101AFA	TGU	GPU	EXT	.	.	+22V	-22V	125C	94dB	2MV	75NA	10NA	500MWF	5MA	12V	15V	30V	15uV/C	.	3MA	80dB	80dB	1.5M
SN52101AJ	TGU	GPU	EXT	.	.	+22V	-22V	125C	94dB	2MV	75NA	10NA	500MWF	5MA	12V	15V	30V	15uV/C	.	3MA	80dB	80dB	1.5M
SN52101AJA	TGU	GPU	EXT	.	.	+22V	-22V	125C	94dB	2MV	75NA	10NA	500MWF	5MA	12V	15V	30V	15uV/C	.	3MA	80dB	80dB	1.5M
SN52101AL	TGU	GPU	EXT	.	.	+22V	-22V	125C	94dB	2MV	75NA	10NA	500MWF	5MA	12V	15V	30V	15uV/C	.	3MA	80dB	80dB	1.5M
SN52106FA	TGU	CPR	EXT	.	.	+15V	-15V	125C	84dB	3MV	45uA	7uA	600MWF	.	2.5V	.	.	10uV/C	163MW
SN52106J	TGU	CPR	EXT	.	.	+15V	-15V	125C	84dB	3MV	45uA	7uA	600MWF	.	2.5V	.	.	10uV/C	163MW
SN52106JP	TGU	CPR	EXT	.	.	+15V	-15V	125C	84dB	3MV	45uA	7uA	600MWF	.	2.5V	.	.	10uV/C	163MW
SN52106L	TGU	CPR	EXT	.	.	+15V	-15V	125C	84dB	3MV	45uA	7uA	600MWF	.	2.5V	.	.	10uV/C	163MW
SN52107FA	TGU	GPK	INT	.	.	+22V	-22V	125C	94dB	2MV	75NA	10NA	500MWF	5MA	12V	15V	30V	15uV/C	.	3MA	80dB	80dB	1.5M
SN52107JA	TGU	GPK	INT	.	.	+22V	-22V	125C	94dB	2MV	75NA	10NA	500MWF	5MA	12V	15V	30V	15uV/C	.	3MA	80dB	80dB	1.5M
SN52107JP	TGU	GPK	INT	.	.	+22V	-22V	125C	94dB	2MV	75NA	10NA	500MWF	5MA	12V	15V	30V	15uV/C	.	3MA	80dB	80dB	1.5M
SN52107L	TGU	GPK	INT	.	.	+22V	-22V	125C	94dB	2MV	75NA	10NA	500MWF	5MA	12V	15V	30V	15uV/C	.	3MA	80dB	80dB	1.5M
SN52108AFA	TGU	SBA	EXT	.	.	+20V	-20V	125C	98dB	0.5MV	2NA	0.2NA	500MWF	1MA	13V	15V	1V	5uV/C	.	6MA	96dB	96dB	30M
SN52108AJA	TGU	SBA	EXT	.	.	+20V	-20V	125C	98dB	0.5MV	2NA	0.2NA	500MWF	1MA	13V	15V	1V	5uV/C	.	6MA	96dB	96dB	30M
SN52108AJP	TGU	SBA	EXT	.	.	+20V	-20V	125C	98dB	0.5MV	2NA	0.2NA	500MWF	1MA	13V	15V	1V	5uV/C	.	6MA	96dB	96dB	30M
SN52108AL	TGU	SBA	EXT	.	.	+20V	-20V	125C	98dB	0.5MV	2NA	0.2NA	500MWF	1MA	13V	15V	1V	5uV/C	.	6MA	96dB	96dB	30M
SN52108FA	TGU	SBA	EXT	.	.	+20V	-20V	125C	94dB	2MV	2NA	0.2NA	500MWF	1MA	13V	15V	1V	15uV/C	.	6MA	85dB	80dB	30M
SN52108JA	TGU	SBA	EXT	.	.	+20V	-20V	125C	94dB	2MV	2NA	0.2NA	500MWF	1MA	13V	15V	1V	15uV/C	.	6MA	85dB	80dB	30M
SN52108JP	TGU	SBA	EXT	.	.	+20V	-20V	125C	94dB	2MV	2NA	0.2NA	500MWF	1MA	13V	15V	1V	15uV/C	.	6MA	85dB	80dB	30M
SN52108L	TGU	SBA	EXT	.	.	+20V	-20V	125C	94dB	2MV	2NA	0.2NA	500MWF	1MA	13V	15V	1V	15uV/C	.	6MA	85dB	80dB	30M
SN52110FA	TGU	VFA	INT	.	15V/uS	+18V	-18V	125C	0dB	4MV	3NA	.	500MWF	1MA	10V	15V	15V	50uV/C	.	6MA	.	70dB	10G
SN52110JA	TGU	VFA	INT	.	15V/uS	+18V	-18V	125C	0dB	4MV	3NA	.	500MWF	1MA	10V	15V	15V	50uV/C	.	6MA	.	70dB	10G
SN52110JP	TGU	VFA	INT	.	15V/uS	+18V	-18V	125C	0dB	4MV	3NA	.	500MWF	1MA	10V	15V	15V	50uV/C	.	6MA	.	70dB	10G
SN52110L	TGU	VFA	INT	.	15V/uS	+18V	-18V	125C	0dB	4MV	3NA	.	500MWF	1MA	10V	15V	15V	50uV/C	.	6MA	.	70dB	10G
SN52111FA	TGU	CPR	EXT	.	.	+18V	-18V	125C	100dB	3MV	100NA	10NA	500MWF	.	.	15V	30V	.	.	6MA	.	.	.
SN52111J	TGU	CPR	EXT	.	.	+18V	-18V	125C	100dB	3MV	100NA	10NA	500MWF	.	.	15V	30V	.	.	6MA	.	.	.
SN52111JP	TGU	CPR	EXT	.	.	+18V	-18V	125C	100dB	3MV	100NA	10NA	500MWF	.	.	15V	30V	.	.	6MA	.	.	.
SN52111L	TGU	CPR	EXT	.	.	+18V	-18V	125C	100dB	3MV	100NA	10NA	500MWF	.	.	15V	30V	.	.	6MA	.	.	.
SN52118FA	TGU	XSR	INT	.	50V/uS	+20V	-20V	125C	94dB	4MV	250NA	50NA	500MWF	6MA	12V	15V	1V	.	.	8MA	80dB	70dB	1M
SN52118JA	TGU	XSR	INT	.	50V/uS	+20V	-20V	125C	94dB	4MV	250NA	50NA											

For detailed explanations of column heading notations, see App. A.

Also for ready references the more important abbreviations used in the column headings are listed below:

LEFT HAND PAGE

APP = application (codes at APP.E.)

CMRR = common mode rejection ratio

CMP = compensation (frequency)

dV_{io}/dT = input offset voltage temperature drift

GBP = gain bandwidth product

I_b = input bias current

I_{10} = input bias offset current

I_o = quiescent supply current

MFR = manufacturer (codes at App.C.)

P_o = quiescent power consumer

PSRR = power supply rejection ratio

V_{cm} = common mode input voltage rating

V_{Df} = differential input voltage rating

V_{io} = input offset voltage

V_s = dc supply voltage

RIGHT HAND PAGE

Lead out coding summary (details at APP.G.) for different cases (APP.F.)

A = gain adjust

B = bias adjust

C = case

E- = inverting input

E+ = non-inverting input

F,F* = input frequency compensation

G = ground

J = high level input

K = output, open collector

L = output, open emitter

M = metal case

N = not connected

Q = special terminal

R,R* = outputs

S = strobe

T,T* = offset balance

V+ = +ve dc supply

V- = -ve dc supply

W = guard ring

X = blank position, no lead

++ = +ve supplementary dc supply

-- = -ve supplementary dc supply

ϕ,ϕ^* = output frequency compensation

CASE (APP.F.)	LD 1	LD 2	LD 3	LD 4	LD 5	LD 6	LD 7	LD 8	LD 9	LD 10	LD 11	LD 12	LD 13	LD 14	LD 15	LD 16	EUROPE SUBSTITUTE	USA SUBSTITUTE	ISS	TYPE NUMBER
DIL-14/1C	R2	R1	V+	E-1	E+1	E-2	E+2	E+3	E-3	E-4	E+4	G	R4	R3			LM3302J	MC3302L	0	SG3302J
DIL-14/1P	R2	R1	V+	E-1	E+1	E-2	E+2	E+3	E-3	E-4	E+4	G	R4	R3			LM3302J	MC3302P	0	SG3302N
DIL-8/1P	T	E-	E+	V-	T*	R	V+	B	LM4250J	LM4250CN	0	SG4250CM
T05-8/1M	T	E-	E+	V-	T*	R	V+	B		LM4250CH	0	SG4250CT
T05-8/1M	T	E-	E+	V-	T*	R	V+	B		LM4250H	0	SG4250T
SIH-10/1M	F	F*	E+T	V-	V-	E-	R	N	V+	N			0	SI-1050GS
T05-8/1M	G	Q	V+	ϕ	E-	F	E+	V-			0	SL701B
T05-8/1M	G	Q	V+	ϕ	E-	F	E+	V-		SL701B	0	SL701C
T05-8/1M	G	L	V+	ϕ	E-	F	E+	V-			0	SL702B
T05-8/1M	G	L	V+	ϕ	E-	F	E+	V-		SL702B	0	SL702C
T05-10/2M	G	R2	E-2	E+2	V-	E+1	E-1	R1	V+	N			0	SL717A
T05-10/1M	G	R2	E-2	E+2	V-	E+1	E-1	R1	V+	N		SL717A	0	SL717C
DIL-14/1C	F	N	N	E+	V-	N	G	Q	L	N	V+	ϕ	N	E-	.	.			0	SL751B/E
FLP-14/3G	V-	G	N	Q	L	N	V+	ϕ	N	E-	N	F	N	E+	.	.			0	SL751B/F
DIL-14/1C	F	N	N	E+	V-	N	G	Q	L	N	V+	ϕ	N	E-	.	.			0	SL751C/E
FLP-14/3G	V-	G	N	Q	L	N	V+	ϕ	N	E-	N	F	N	E+	.	.			0	SL751C/F
DIL-8/1C	R1	E-1	E+1	V-	E+2	E-2	R2	V+			0	SN52L022JP
T05-8/1M	R1	E-1	E+1	V-	E+2	E-2	R2	V+			0	SN52L022L
DIL-16/1C	R1	E-1	E+1	V-	E+2	E-2	R2	V+	R3	E-3	E+3	V-	E+4	E-4	R4	V+			0	SN52L044JA
FLP-10/3C	E	N	V+	N	E*	R*	G	N	R	V-			0	SN5510FA
DIL-8/1C	E	V+	E*	N	R*	G	R	V-			0	SN5510JP
T05-8/1M	E	V+	E*	M	R*	G	R	V-			0	SN5510L
FLP-10/3C	F	E	V+	E*	F*	R*	B	G	V-	R			0	SN5511FA
T05-10/1M	F	E	V+	E*	F*	R*	B	G	V-	R			0	SN5511L
DIL-14/1P	N	F	E	V+	E*	F*	N	N	R*	B	G	V-	R	N	.	.			0	SN5511N
T05-10/1M	T*	E	V+	E*	N	R*	G	R	V-M	T			0	SN5512L
DIL-14/1P	N	T*	E	V+	E*	N	N	N	R*	G	R	V-	T	N	.	.			0	SN5512N
DIL-8/1C	E	V+	E*	N	R*	G	R	V-			0	SN5514JP
T05-8/1M	E	V+	E*	M	R*	G	R	V-			0	SN5514L
FLP-14/3C	N	N	FT	E-	E+	V-	N	N	T*	R	V+	F*	N	N	.	.			0	SN52101AFA
DIL-14/1C	N	N	FT	E-	E+	V-	N	N	T*	R	V+	F*	N	N	.	.	UA101AD	LM101AJ14	0	SN52101AJ
DIL-14/1C	N	N	FT	E-	E+	V-	N	N	T*	R	V+	F*	N	N	.	.	UA101AD	LM101AJ14	0	SN52101AJA
DIL-8/1C	FT	E-	E+	V-T*	R	V+	F*			0	SN52101AJP
T05-8/1M	FT	E-	E+	V-M	T*	R	V+	F*	SFC2101A	LM101AH	0	SN52101AL
FLP-14/3C	N	G	E+	E-	N	V-	S1	S2	R	N	V+	N	N	N	.	.			0	SN52106FA
DIL-14/1C	N	G	E+	E-	N	V-	S1	S2	R	N	V+	N	N	N	.	.			0	SN52106J
DIL-8/1C	G	E+	E-	V-	S1	S2	R	V+			0	SN52106JP
T05-8/1M	G	E+	E-	V-M	S1	S2	R	V+			0	SN52106L
FLP-14/3C	N	N	N	E-	E+	V-	N	N	N	R	V+	N	N	N	.	.			0	SN52107FA
DIL-14/1C	N	N	N	E-	E+	V-	N	N	N	R	V+	N	N	N	.	.			0	SN52107JA
DIL-8/1C	N	E-	E+	V-	N	R	V+	N			0	SN52107JP
T05-8/1M	N	E-	E+	V-M	N	R	V+	N	SFC2107M	LM107H	0	SN52107L
FLP-10/1C	N	N	E-	E+	N	V-	R	V+	F	F*			0	SN52108AFA
DIL-14/1C	N	F	N	E-	E+	N	V-	N	N	R	V+	F*	N	N	.	.	UA108AD	LM108AD	0	SN52108AJA
DIL-8/1C	F	E-	E+	V-	N	R	V+	F*			0	SN52108AJP
T05-8/1M	F	E-	E+	V-M	N	R	V+	F*	SFC2108A	LM108AH	0	SN52108AL
FLP-10/1C	N	N	E-	E+	N	V-	R	V+	F	F*	SFC2108PM	LM108F	0	SN52108FA
DIL-14/1C	N	F	N	E-	E+	N	V-	N	N	R	V+	F*	N	N	.	.	UA108D	LM108D	0	SN52108JA
DIL-8/1C	F	E-	E+	V-	N	R	V+	F*			0	SN52108JP
T05-8/1M	F	E-	E+	V-M	N	R	V+	F*	SFC2108M	LM108H	0	SN52108L
FLP-14/3C	N	N	T	N	E+	V-	N	N	L	R	V+	T*	N	N	.	.			0	SN52110FA
DIL-14/1C	N	N	T	N	E+	V-	N	N	L	R	V+	T*	N	N	.	.			0	SN52110JA
DIL-8/1C	T	N	E+	V-	L	R	V+	T*			0	SN52110JP
T05-8/1M	T	N	E+	V-	L	R	V+	T*	UA110M	LM110H	0	SN52110L
FLP-10/3C	G	E+	E-	N	V-	T	T*S	N	R	V+			0	SN52111FA
DIL-14/1C	N	G	E+	E-	N	V-	T	T*S	R	N	V+	N	N	N	.	.			0	SN52111J
DIL-8/1C	G	E+	E-	V-	T	T*S	R	V+			0	SN52111JP
T05-8/1M	G	E+	E-	V-	T	T*S	R	V+	SFC2111M	LM111H	0	SN52111L
FLP-10/3C	N	T*	E-	V-	F*	T*	R	V+	ϕ	N			0	SN52111FA
DIL-14/1C	N	N	T*F	E-	E+	V-	N	N	F*T	R	V+	ϕ	N	N	.	.			0	SN52111JA

TYPE NUMBER	MFR	APP	CMP	GBP MIN	SLEW RATE MIN	Vs+ MAX	Vs- MAX	Tob MAX	AVOL MIN	Vio MAX	Ib MAX	Iio MAX	Ptot MAX	Iout MIN	Vout MIN	Vicm MAX	Vidf MAX	dVio/dT MAX	PO MAX	Io MAX	CM RR MIN	PS RR MIN	Rin MIN
SN52118JP	TGU	XSR	INT	.	50V/uS	+20V	-20V	125C	94dB	4MV	250NA	50NA	500MWF	6MA	12V	15V	1V	.	.	8MA	80dB	70dB	1M
SN52118L	TGU	XSR	INT	.	50V/uS	+20V	-20V	125C	94dB	4MV	250NA	50NA	500MWF	6MA	12V	15V	1V	.	.	8MA	80dB	70dB	1M
SN52506FA	TGU	DCP	EXT	.	30V/uS	+15V	-15V	125C	.	2MV	20uA	3uA	600MWF	.	12V	7V	5V	10uV/C
SN52506J	TGU	DCP	EXT	.	30V/uS	+15V	-15V	125C	.	2MV	20uA	3uA	600MWF	.	12V	7V	5V	10uV/C
SN52510FA	TGU	CPR	EXT	.	.	+14V	-7V	125C	.	2MV	15uA	3uA	300MWF	5MA	2.5V	7V	5V	10uV/C	150MW	9MA	80dB	.	.
SN52510J	TGU	CPR	EXT	.	.	+14V	-7V	125C	.	2MV	15uA	3uA	300MWF	5MA	2.5V	7V	5V	10uV/C	150MW	9MA	80dB	.	.
SN52510L	TGU	CPR	EXT	.	.	+14V	-7V	125C	.	2MV	15uA	3uA	300MWF	5MA	2.5V	7V	5V	10uV/C	150MW	9MA	80dB	.	.
SN52514J	TGU	DCP	EXT	.	.	+14V	-7V	125C	.	2MV	15uA	3uA	300MWF	5MA	2.5V	7V	5V	10uV/C	150MW	9MA	80dB	.	.
SN52558JP	TGU	DGK	INT	.3MHZ	0.2V/uS	+22V	-22V	125C	94dB	5MV	500NA	200NA	500MWF	5MA	12V	15V	30V	.	85MW	3MA	70dB	76dB	300K
SN52558L	TGU	DGK	INT	.3MHZ	0.2V/uS	+22V	-22V	125C	94dB	5MV	500NA	200NA	500MWF	5MA	12V	15V	30V	.	85MW	3MA	70dB	76dB	300K
SN52660FA	TGU	GPU	EXT	.	.	+20V	-20V	125C	88dB	3MV	15NA	2NA	500MWF	1MA	13V	15V	1V	25uV/C	.	8MA	80dB	80dB	4M
SN52660JA	TGU	GPU	EXT	.	.	+20V	-20V	125C	88dB	3MV	15NA	2NA	500MWF	1MA	13V	15V	1V	25uV/C	.	8MA	80dB	80dB	4M
SN52660JP	TGU	GPU	EXT	.	.	+20V	-20V	125C	88dB	3MV	15NA	2NA	500MWF	1MA	13V	15V	1V	25uV/C	.	8MA	80dB	80dB	4M
SN52660L	TGU	GPU	EXT	.	.	+20V	-20V	125C	88dB	3MV	15NA	2NA	500MWF	1MA	13V	15V	1V	25uV/C	.	8MA	80dB	80dB	4M
SN52702AFA	TGU	WBA	EXT	.	0.5V/uS	+14V	-7V	125C	68dB	2MV	5uA	0.5uA	300MWF	3MA	5V	1.5V	5V	10uV/C	120MW	7MA	80dB	74dB	16K
SN52702AJ	TGU	WBA	EXT	.	0.5V/uS	+14V	-7V	125C	68dB	2MV	5uA	0.5uA	300MWF	3MA	5V	1.5V	5V	10uV/C	120MW	7MA	80dB	74dB	16K
SN52702AL	TGU	WBA	EXT	.	0.5V/uS	+14V	-7V	125C	68dB	2MV	5uA	0.5uA	300MWF	3MA	5V	1.5V	5V	10uV/C	120MW	7MA	80dB	74dB	16K
SN52702FA	TGU	WBA	EXT	.	0.5V/uS	+14V	-7V	125C	63dB	5MV	10uA	2uA	300MWF	3MA	5V	1.5V	5V	20uV/C	120MW	7MA	70dB	70dB	8K
SN52702J	TGU	WBA	EXT	.	0.5V/uS	+14V	-7V	125C	63dB	5MV	10uA	2uA	300MWF	3MA	5V	1.5V	5V	20uV/C	120MW	7MA	70dB	70dB	8K
SN52702L	TGU	WBA	EXT	.	0.5V/uS	+14V	-7V	125C	63dB	5MV	10uA	2uA	300MWF	3MA	5V	1.5V	5V	20uV/C	120MW	7MA	70dB	70dB	8K
SN52709AFA	TGU	GPU	EXT	.	.	+18V	-18V	125C	88dB	2MV	200NA	50NA	300MWF	5MA	12V	10V	5V	10uV/C	108MW	4MA	80dB	80dB	300K
SN52709AJ	TGU	GPU	EXT	.	.	+18V	-18V	125C	88dB	2MV	200NA	50NA	300MWF	5MA	12V	10V	5V	10uV/C	108MW	4MA	80dB	80dB	300K
SN52709AJA	TGU	GPU	EXT	.	.	+18V	-18V	125C	88dB	2MV	200NA	50NA	300MWF	5MA	12V	10V	5V	10uV/C	108MW	4MA	80dB	80dB	300K
SN52709AJP	TGU	GPU	EXT	.	.	+18V	-18V	125C	88dB	2MV	200NA	50NA	300MWF	5MA	12V	10V	5V	10uV/C	108MW	4MA	80dB	80dB	300K
SN52709AL	TGU	GPU	EXT	.	.	+18V	-18V	125C	88dB	2MV	200NA	50NA	300MWF	5MA	12V	10V	5V	10uV/C	108MW	4MA	80dB	80dB	300K
SN52709FA	TGU	GPU	EXT	.	.	+18V	-18V	125C	88dB	5MV	500NA	200NA	300MWF	5MA	12V	10V	5V	15uV/C	165MW	6MA	70dB	76dB	150K
SN52709JA	TGU	GPU	EXT	.	.	+18V	-18V	125C	88dB	5MV	500NA	200NA	300MWF	5MA	12V	10V	5V	15uV/C	165MW	6MA	70dB	76dB	150K
SN52709JP	TGU	GPU	EXT	.	.	+18V	-18V	125C	88dB	5MV	500NA	200NA	300MWF	5MA	12V	10V	5V	15uV/C	165MW	6MA	70dB	76dB	150K
SN52709L	TGU	GPU	EXT	.	.	+18V	-18V	125C	88dB	5MV	500NA	200NA	300MWF	5MA	12V	10V	5V	15uV/C	165MW	6MA	70dB	76dB	150K
SN52710FA	TGU	CPR	EXT	.	.	+14V	-7V	125C	57dB	5MV	75uA	10uA	300MWF	5MA	1V	7V	5V	10uV/C	175MW	10MA	70dB	.	.
SN52710J	TGU	CPR	EXT	.	.	+14V	-7V	125C	57dB	5MV	75uA	10uA	300MWF	5MA	1V	7V	5V	10uV/C	175MW	10MA	70dB	.	.
SN52710JP	TGU	CPR	EXT	.	.	+14V	-7V	125C	57dB	5MV	75uA	10uA	300MWF	5MA	1V	7V	5V	10uV/C	175MW	10MA	70dB	.	.
SN52710L	TGU	CPR	EXT	.	.	+14V	-7V	125C	57dB	5MV	75uA	10uA	300MWF	5MA	1V	7V	5V	10uV/C	175MW	10MA	70dB	.	.
SN52711FA	TGU	DCP	EX	.	.	+14V	-7V	125C	58dB	3.5MV	75uA	10uA	300MWF	5MA	2.5V	7V	5V	20uV/C	200MW	.	70dB	.	.
SN52711J	TGU	DCP	EXT	.	.	+14V	-7V	125C	58dB	3.5MV	75uA	10uA	300MWF	5MA	2.5V	7V	5V	20uV/C	200MW	.	70dB	.	.
SN52711L	TGU	DCP	EXT	.	.	+14V	-7V	125C	58dB	3.5MV	75uA	10uA	300MWF	5MA	2.5V	7V	5V	20uV/C	200MW	.	70dB	.	.
SN52733FA	TGU	BDO	EXT	20MHZ	.	+8V	-8V	125C	50dB	5MV	20uA	3uA	500MWF	2MA	2V	6V	5V	.	.	24MA	60dB	50dB	2K
SN52733J	TGU	BDO	EXT	20MHZ	.	+8V	-8V	125C	50dB	5MV	20uA	3uA	500MWF	2MA	2V	6V	5V	.	.	24MA	60dB	50dB	2K
SN52733L	TGU	BDO	EXT	20MHZ	.	+8V	-8V	125C	50dB	5MV	20uA	3uA	500MWF	2MA	2V	6V	5V	.	.	24MA	60dB	50dB	2K
SN52741FA	TGU	GPK	INT	.	0.2V/uS	+22V	-22V	125C	94dB	5MV	500NA	200NA	500MWF	5MA	12V	15V	30V	.	85MW	3MA	70dB	76dB	300K
SN52741J	TGU	GPK	INT	.	0.2V/uS	+22V	-22V	125C	94dB	5MV	500NA	200NA	500MWF	5MA	12V	15V	30V	.	85MW	3MA	70dB	76dB	300K
SN52741JA	TGU	GPK	INT	.	0.2V/uS	+22V	-22V	125C	94dB	5MV	500NA	200NA	500MWF	5MA	12V	15V	30V	.	85MW	3MA	70dB	76dB	300K
SN52741JP	TGU	GPK	INT	.	0.2V/uS	+22V	-22V	125C	94dB	5MV	500NA	200NA	500MWF	5MA	12V	15V	30V	.	85MW	3MA	70dB	76dB	300K
SN52741L	TGU	GPK	INT	.	0.2V/uS	+22V	-22V	125C	94dB	5MV	500NA	200NA	500MWF	5MA	12V	15V	30V	.	85MW	3MA	70dB	76dB	300K
SN52741N	TGU	GPK	INT	.	0.2V/uS	+22V	-22V	125C	94dB	5MV	500NA	200NA	500MWF	5MA	12V	15V	30V	.	85MW	3MA	70dB	76dB	300K
SN52747FA	TGU	DGK	INT	.	0.2V/uS	+22V	-22V	125C	94dB	5MV	500NA	200NA	500MWF	5MA	12V	15V	30V	.	85MW	3MA	70dB	76dB	300K
SN52747J	TGU	DGK	INT	.	0.2V/uS	+22V	-22V	125C	94dB	5MV	500NA	200NA	500MWF	5MA	12V	15V	30V	.	85MW	3MA	70dB	76dB	300K
SN52747L	TGU	DGK	INT	.	0.2V/uS	+22V	-22V	125C	94dB	5MV	500NA	200NA	500MWF	5MA	12V	15V	30V	.	85MW	3MA	70dB	76dB	300K
SN52748FA	TGU	GPU	EXT	.	0.2V/uS	+22V	-22V	125C	94dB	5MV	500NA	200NA	500MWF	5MA	10V	15V	30V	.	85MW	3MA	70dB	76dB	300K
SN52748J	TGU	GPU	EXT	.	0.2V/uS	+22V	-22V	125C	94dB	5MV	500NA	200NA	500MWF	5MA	10V	15V	30V	.	85MW	3MA	70dB	76dB	300K
SN52748L	TGU	GPU	EXT	.	0.2V/uS	+22V	-22V	125C	94dB	5MV	500NA	200NA	500MWF	5MA	10V	15V	30V	.	85MW	3MA	70dB	76dB	300K
SN52748M	TGU	GPU	EXT	.	0.2V/uS	+22V	-22V	125C	94dB	5MV	500NA	200NA	500MWF	5MA	10V	15V	30V	.	85MW	3MA	70dB	76dB	300K
SN52770FA	TGU	HSR	EXT	.5MHZ	1V/uS	+22V	-22V	125C	94dB	4MV	15NA	2NA	500MWF	6MA	12V	15V	30V	.	60MW	2MA	80dB	76dB	30M
SN52770JA	TGU	HSR	EXT	.5MHZ	1V/uS	+22V	-22V	125C	94dB	4MV	15NA	2NA	500MWF	6MA	12V	15V	30V	.	60MW	2MA	80dB	76dB	30M
SN52770JP	TGU	HSR	EXT	.5MHZ	1V/uS	+22V	-22V	125C	94dB	4MV	15NA	2NA	500MWF	6MA	12V	15V	30V	.	60MW	2MA	80dB	76dB	30M

For detailed explanations of column heading notations, see App. A.

Also for ready references the more important abbreviations used in the column headings are listed below:

LEFT HAND PAGE

- APP = application (codes at APP.E.)
- CMRR = common mode rejection ratio
- CMP = common mode (frequency)
- dV_{io}/dT = input offset voltage temperature drift
- GBP = gain bandwidth product
- I_b = input bias current
- I_{b0} = input bias offset current
- I_o = quiescent supply current
- MFR = manufacturer (codes at App.C.)
- P_o = quiescent power consumer
- PSRR = power supply rejection ratio
- V_{CM} = common mode input voltage rating
- V_{IDF} = differential input voltage rating
- V_{io} = input offset voltage
- V_s = dc supply voltage

RIGHT HAND PAGE

- (details at APP.G.) for different cases (APP.F.)
- A = gain adjust
- B = bias adjust
- C = case
- E- = inverting input
- E+ = non-inverting input
- F,F* = input frequency compensation
- G = ground
- J = high level input
- K = output, open collector
- L = output, open emitter
- M = metal case
- N = not connected
- Q = special terminal
- R,R* = outputs
- S = strobe
- T,T* = offset balance
- V+ = +ve dc supply
- V- = -ve dc supply
- W = guard ring
- X = blank position, no lead
- ++ = +ve supplementary dc supply
- = -ve supplementary dc supply
- ϕ,ϕ^* = output frequency compensation

CASE (APP. F.)	LD 1	LD 2	LD 3	LD 4	LD 5	LD 6	LD 7	LD 8	LD 9	LD 10	LD 11	LD 12	LD 13	LD 14	LD 15	LD 16	EUROPE SUBSTITUTION	USA SUBSTITUTION	I S S	TYPE NUMBER		
DIL-8/1C	T*	E-	E+	V-	F*	T	R	V+	ϕ	TDC0118CM	LM118H	0	SN52118JP	
T05-8/1M	T*	E-	E+	V-	F*	T	R	V+	ϕ	0	SN52118L	
FLP-14/3C	S1	E-1	E+1	V-	E+2	E-2	S2	S*2	N	R2	V+	R1	G	S*1	0	SN52506FA	
DIL-14/1C	S1	E-1	E+1	V-	E+2	E-2	S2	S*2	N	R2	V+	R1	G	S*1	0	SN52506J	
FLP-10/3C	G	E+	E-	N	V-	R	S	V+	N	N	0	SN52510FA	
DIL-14/1C	N	G	E+	E-	N	V-	N	R	S	V+	N	N	N	0	SN52510J	
DIL-8/1C	G	E+	E-	V-	N	S	R	V+	0	SN52510L	
T05-8/1M	G	E+	E-	V-M	N	S	R	V+	0	SN52514J	
DIL-14/1C	R1	S1	V+	N	E+2	E-2	V-	R2	S2	V+	G	E+1	E-1	V-	0	SN52558JP	
DIL-8/1C	R	E-1	E+1	V-	E+2	E-2	R2	V+	LM1558J	MC1558U	0	SN52558JP	
T05-8/1M	R1	E-1	E+1	V-M	E+2	E-2	R2	V+	TBC1458	MC1558G	0	SN52558L	
FLP-10/3C	N	N	E-	E+	N	V-	R	V+	F*	F	SFC2108PM	LM108F	0	SN52660FA	
DIL-14/1C	N	F	N	E-	E+	N	V-	N	N	R	V+	F*	N	N	.	.	.	UA108D	LM108D	0	SN52660JA	
DIL-8/1C	F	E-	E+	V-	N	R	V+	F*	0	SN52660JP	
T05-8/1M	F	E-	E+	V-M	N	R	V+	F*	SFC2108M	LM108H	0	SN52660L	
FLP-10/3C	N	G	E-	E+	V-	F	ϕ	R	N	V+	0	SN52702AFA	
DIL-14/1C	N	N	G	E-	E+	V-	N	N	F	ϕ	R	N	V+	N	UA702ADM	0	SN52702AJ	
T05-8/1M	G	E-	E+	V-M	F	ϕ	R	V+	UA702AHM	0	SN52702AL	
FLP-10/3C	N	G	E-	E+	V-	F	ϕ	R	N	V+	MC1712F	0	SN52702FA	
DIL-14/1C	N	N	G	E-	E+	V-	N	N	F	ϕ	R	N	V+	N	.	.	.	MC1712L	UA702DM	0	SN52702J	
T05-8/1M	G	E-	E+	V-M	F	ϕ	R	V+	MC1712G	UA702HM	0	SN52702L
FLP-10/3C	N	F	E-	E+	V-	ϕ	R	V+	F*	N	UA709AFM	0	SN52709AFA		
DIL-14/1C	N	N	F	E-	E+	V-	N	N	ϕ	R	V+	F*	N	N	.	.	.	LM709AJ	UA709ADM	0	SN52709AJ	
DIL-14/1C	N	N	F	E-	E+	V-	N	N	ϕ	R	V+	F*	N	N	.	.	.	LM709AJ	UA709ADM	0	SN52709AJA	
DIL-8/1C	F	E-	E+	V-	ϕ	ϕ^*	R	V+	F*	0	SN52709AJP		
T05-8/1M	F	E-	E+	V-M	ϕ	ϕ^*	R	V+	F*	MC1709AG	UA709AHM	0	SN52709AL	
FLP-10/3C	N	F	E-	E+	V-	ϕ	R	V+	F*	N	SN52709AFA	UA709FM	0	SN52709FA	
DIL-14/1C	N	N	F	E-	E+	V-	N	N	ϕ	R	V+	F*	N	N	.	.	.	LM709DM	0	SN52709J		
DIL-14/1C	N	N	F	E-	E+	V-	N	N	ϕ	R	V+	F*	N	N	.	.	.	LM709J	UA709DM	0	SN52709JA	
DIL-8/1C	F	E-	E+	V-	ϕ	ϕ^*	R	V+	F*	MC1709U	SN52709AJP	0	SN52709JP	
T05-8/1M	F	E-	E+	V-M	ϕ	ϕ^*	R	V+	F*	TAA522	UA709HM	0	SN52709L	
FLP-10/3C	G	E+	E-	N	V-	R	N	V+	N	N	SFC2710PM	UA710FM	0	SN52710FA	
DIL-14/1C	N	G	E+	E-	N	V-	N	V+	N	N	SFC2710KM	UA710DM	0	SN52710J	
DIL-8/1C	G	E+	E-	V-	N	R	V+	SFC2710FM	UA710FM	0	SN52710JP	
T05-8/1M	G	E+	E-	V-M	N	R	V+	SFC2710M	UA710HM	0	SN52710L	
FLP-10/3C	E-1	E+1	V-	E+2	E-2	S2	R	V+	G	S1	SFC2711PM	UA711FM	0	SN52711FA	
DIL-14/1C	N	E-1	E+1	V-	E+2	E-2	N	N	S2	R	V+	G	S1	N	.	.	.	SFC2711KM	UA711DM	0	SN52711J	
T05-10/1M	G	S1	E-1	E+1	V-	E+2	E-2	S2	R	V+	LM711H	UA711HM	0	SN52711L	
FLP-10/3C	E+	A2	A*2	V-	R*	V+	A1	A*1	N	V+	A1	A*1	N	E+	.	.	.	LM733D	UA733DM	0	SN52733FA	
DIL-14/1C	E+	N	A2	A*2	V-	R*	R*	N	V+	A1	A*1	LM733H	UA733HM	0	SN52733J	
T05-10/1M	E-	E+	A2	A*2	V-	R*	R*	V+	A1	A*1	LM733H	UA733HM	0	SN52733L	
FLP-14/3C	N	N	T	E-	E+	V-	N	N	T*	R	V+	N	N	N	.	.	.	LM741D	UA741DM	0	SN52741FA	
DIL-14/1C	N	N	T	E-	E+	V-	N	N	T*	R	V+	N	N	N	.	.	.	LM741D	UA741DM	0	SN52741J	
DIL-14/1C	N	N	T	E-	E+	V-	N	N	T*	R	V+	N	N	N	.	.	.	LM741D	UA741DM	0	SN52741JA	
DIL-8/1C	T	E-	E+	V-	T*	R	V+	N	LM741EJ	0	SN52741JP	
T05-8/1M	T	E-	E+	V-M	T*	R	V+	N	TBA222	UA741HM	0	SN52741L	
DIL-14/1P	N	N	T	E-	E+	V-	N	N	T*	R	V+	N	N	N	.	.	.	LM741D	UA741DM	0	SN52741N	
DIL-8/1P	T	E-	E+	V-	T*	R	V+	N	LM741EJ	0	SN52741P	
FLP-14/3C	E-1	E+1	T1	V-	T2	E+2	E-2	T*2	V+	R2	N	R1	V+	T*1	.	.	.	LM747F	0	SN52747FA		
DIL-14/1C	E-1	E+1	T1	V-	T2	E+2	E-2	T*2	V+	R2	N	R1	V+	T*1	.	.	.	SFC2747KM	UA747DM	0	SN52747J	
DIL-14/1C	E-1	E+1	T1	V-	T2	E+2	E-2	T*2	V+	R2	N	R1	V+	T*1	.	.	.	SFC2747KM	UA747DM	0	SN52747JA	
T05-10/1M	R1	V+1	E-1	E+1	V-	E+2	E-2	V+2	R2	N	SFC2747M	UA747HM	0	SN52747L	
FLP-14/3C	N	N	FT	E-	E+	V-	N	N	T*	R	V+	F*	N	N	0	SN52748FA		
DIL-14/1C	N	N	FT	E-	E+	V-	N	N	T*	R	V+	F*	N	N	.	.	.	SN52748JA	UA748DM	0	SN52748J	
DIL-14/1C	N	N	FT	E-	E+	V-	N	N	T*	R	V+	F*	N	N	.	.	.	SN52748J	UA748DM	0	SN52748JA	
DIL-8/1C	FT	E-	E+	V-	T*	R	V+	F*	LM748J	0	SN52748JP	
T05-8/1M	FT	E-	E+	V-M	T*	R	V+	F*	TBC0748	UA748HM	0	SN52748L	
FLP-14/3C	N	TF	N	E-	E+	N	V-	N	T*	R	V+	ϕ	N	N	0	SN52770FA		
DIL-14/1C	N	TF	N	E-	E+	N	V-	N	T*	R	V+	ϕ	N	N	0	SN52770JA		
DIL-8/1C	TF	E-	E+	V-	T*	R	V+	ϕ	0	SN52770JP	

TYPE NUMBER	MFR	APP	CMP	GBP MIN	SLEW RATE MIN	V _{S+} MAX	V _{S-} MAX	T _{OP} MAX	A _{VOL} MIN	V _{IO} MAX	I _B MAX	I _{IO} MAX	P _{TOT} MAX	I _{OUT} MIN	V _{OUT} MIN	V _{ICM} MAX	V _{IDF} MAX	dV _{IO} /dT MAX	P _O MAX	I _O MAX	CM RR MIN	PS RR MIN	R _{IN} MIN
SN52770L	TGU	HSR	EXT	.5MHZ	1V/US	+22V	-22V	125C	94dB	4MV	15NA	2NA	500MWF	6MA	12V	15V	30V	.	60MW	2MA	80dB	76dB	30M
SN52771FA	TGU	HSR	INT	.5MHZ	1V/US	+22V	-22V	125C	94dB	4MV	15NA	2NA	500MWF	6MA	12V	15V	30V	.	60MW	2MA	80dB	76dB	30M
SN52771JA	TGU	HSR	INT	.5MHZ	1V/US	+22V	-22V	125C	94dB	4MV	15NA	2NA	500MWF	6MA	12V	15V	30V	.	60MW	2MA	80dB	76dB	30M
SN52771JP	TGU	HSR	INT	.5MHZ	1V/US	+22V	-22V	125C	94dB	4MV	15NA	2NA	500MWF	6MA	12V	15V	30V	.	60MW	2MA	80dB	76dB	30M
SN52771L	TGU	HSR	INT	.5MHZ	1V/US	+22V	-22V	125C	94dB	4MV	15NA	2NA	500MWF	6MA	12V	15V	30V	.	60MW	2MA	80dB	76dB	30M
SN52777FA	TGU	PIA	EXT	.	0.2V/US	+22V	-22V	125C	94dB	2MV	25NA	3NA	500MWF	5MA	12V	15V	30V	15V/V/C	.	4MA	80dB	80dB	2M
SN52777JA	TGU	PIA	EXT	.	0.2V/US	+22V	-22V	125C	94dB	2MV	25NA	3NA	500MWF	5MA	12V	15V	30V	15V/V/C	.	4MA	80dB	80dB	2M
SN52777JP	TGU	PIA	EXT	.	0.2V/US	+22V	-22V	125C	94dB	2MV	25NA	3NA	500MWF	5MA	12V	15V	30V	15V/V/C	.	4MA	80dB	80dB	2M
SN52777L	TGU	PIA	EXT	.	0.2V/US	+22V	-22V	125C	94dB	2MV	25NA	3NA	500MWF	5MA	12V	15V	30V	15V/V/C	.	4MA	80dB	80dB	2M
SN52810FA	TGU	CPR	EXT	.	.	+14V	-7V	125C	82dB	2MV	15UA	3UA	300MWF	5MA	1V	7V	5V	10U/V/C	150MW	9MA	80dB	.	.
SN52810J	TGU	CPR	EXT	.	.	+14V	-7V	125C	82dB	2MV	15UA	3UA	300MWF	5MA	1V	7V	5V	10U/V/C	150MW	9MA	80dB	.	.
SN52810L	TGU	CPR	EXT	.	.	+14V	-7V	125C	82dB	2MV	15UA	3UA	300MWF	5MA	1V	7V	5V	10U/V/C	150MW	9MA	80dB	.	.
SN52811FA	TGU	DCP	EXT	.	.	+14V	-7V	125C	82dB	3.5MV	20UA	3UA	300MWF	5MA	1V	7V	5V	20U/V/C	150MW	7MA	70dB	.	.
SN52811J	TGU	DCP	EXT	.	.	+14V	-7V	125C	82dB	3.5MV	20UA	3UA	300MWF	5MA	1V	7V	5V	20U/V/C	150MW	7MA	70dB	.	.
SN52811L	TGU	DCP	EXT	.	.	+14V	-7V	125C	82dB	3.5MV	20UA	3UA	300MWF	5MA	1V	7V	5V	20U/V/C	150MW	7MA	70dB	.	.
SN52820J	TGU	DCP	EXT	.	.	+14V	-7V	125C	82dB	2MV	15UA	3UA	300MWF	5MA	1V	7V	5V	10U/V/C	150MW	9MA	80dB	.	.
SN72L022L	TGU	DLP	INT	.3MHZ	0.2V/US	+18V	-18V	70C	60dB	5MV	250NA	80NA	500MWF	1MA	10V	15V	30V	.	4MW	3MA	60dB	74dB	.
SN72L022P	TGU	DLP	INT	.3MHZ	0.2V/US	+18V	-18V	70C	60dB	5MV	250NA	80NA	500MWF	1MA	10V	15V	30V	.	4MW	3MA	60dB	74dB	.
SN72L044JA	TGU	QLP	INT	.3MHZ	.15V/US	+18V	-18V	70C	60dB	5MV	250NA	80NA	500MWF	1MA	10V	15V	30V	.	4MW	1MA	60dB	74dB	.
SN72L044N	TGU	QLP	INT	.3MHZ	.15V/US	+18V	-18V	70C	60dB	5MV	250NA	80NA	500MWF	1MA	10V	15V	30V	.	4MW	1MA	60dB	74dB	.
SN7510FA	TGU	BDO	EXT	.1GHZ	.	+8V	-8V	70C	36dB	30MV	100UA	30UA	.	.	1V	5V	.	220MW	.	70dB	.	3K	
SN7510L	TGU	BDO	EXT	.1GHZ	.	+8V	-8V	70C	36dB	30MV	100UA	30UA	.	.	1V	5V	.	220MW	.	70dB	.	3K	
SN7510P	TGU	BDO	EXT	.1GHZ	.	+8V	-8V	70C	36dB	30MV	100UA	30UA	.	.	1V	5V	.	220MW	.	70dB	.	3K	
SN7511FA	TGU	BDO	EXT	50MHZ	.	+8V	-8V	70C	50dB	5MV	20UA	10UA	500MWF	1MA	.75V	6V	6V	10U/V/C	300MW	.	52dB	.	2K
SN7511L	TGU	BDO	EXT	50MHZ	.	+8V	-8V	70C	50dB	5MV	20UA	10UA	500MWF	1MA	.75V	6V	6V	10U/V/C	300MW	.	52dB	.	2K
SN7512L	TGU	BDO	EXT	.2GHZ	.	+8V	-8V	70C	46dB	7MV	80UA	5UA	500MWF	2MA	1.5V	6V	5V	.	25MA	74dB	50dB	2K	
SN7512N	TGU	BDO	EXT	.2GHZ	.	+8V	-8V	70C	46dB	7MV	80UA	5UA	500MWF	2MA	1.5V	6V	5V	.	25MA	74dB	50dB	2K	
SN7514L	TGU	BDO	EXT	.2GHZ	.	+8V	-8V	70C	46dB	7MV	80UA	5UA	500MWF	2MA	1.5V	6V	5V	.	25MA	74dB	50dB	2K	
SN7514P	TGU	BDO	EXT	.2GHZ	.	+8V	-8V	70C	46dB	7MV	80UA	3UA	500MWF	2MA	1.5V	6V	5V	.	25MA	74dB	50dB	2K	
SN72301AFA	TGU	GPU	EXT	.	.	+18V	-18V	70C	88dB	7.5MV	250NA	50NA	500MWF	5MA	12V	15V	30V	30U/V/C	.	3MA	70dB	70dB	500K
SN72301AJ	TGU	GPU	EXT	.	.	+18V	-18V	70C	88dB	7.5MV	250NA	50NA	500MWF	5MA	12V	15V	30V	30U/V/C	.	3MA	70dB	70dB	500K
SN72301AL	TGU	GPU	EXT	.	.	+18V	-18V	70C	88dB	7.5MV	250NA	50NA	500MWF	5MA	12V	15V	30V	30U/V/C	.	3MA	70dB	70dB	500K
SN72301AN	TGU	GPU	EXT	.	.	+18V	-18V	70C	88dB	7.5MV	250NA	50NA	500MWF	5MA	12V	15V	30V	30U/V/C	.	3MA	70dB	70dB	500K
SN72301AP	TGU	GPU	EXT	.	.	+18V	-18V	70C	88dB	7.5MV	250NA	50NA	500MWF	5MA	12V	15V	30V	30U/V/C	.	3MA	70dB	70dB	500K
SN72306FA	TGU	CPR	EXT	.	.	+15V	-15V	70C	84dB	5MV	25UA	5UA	600MWF	50MA	2.5V	.	.	20U/V/C	163MW
SN72306J	TGU	CPR	EXT	.	.	+15V	-15V	70C	84dB	5MV	25UA	5UA	600MWF	50MA	2.5V	.	.	20U/V/C	163MW
SN72306L	TGU	CPR	EXT	.	.	+15V	-15V	70C	84dB	5MV	25UA	5UA	600MWF	50MA	2.5V	.	.	20U/V/C	163MW
SN72306N	TGU	CPR	EXT	.	.	+15V	-15V	70C	84dB	5MV	25UA	5UA	600MWF	50MA	2.5V	.	.	20U/V/C	163MW
SN72306P	TGU	CPR	EXT	.	.	+15V	-15V	70C	84dB	5MV	25UA	5UA	600MWF	50MA	2.5V	.	.	20U/V/C	163MW
SN72307FA	TGU	GPK	INT	.	.	+18V	-18V	70C	84dB	7.5MV	250NA	50NA	500MWF	5MA	12V	15V	30V	30U/V/C	.	.	70dB	70dB	0.5M
SN72307JA	TGU	GPK	INT	.	.	+18V	-18V	70C	84dB	7.5MV	250NA	50NA	500MWF	5MA	12V	15V	30V	30U/V/C	.	.	70dB	70dB	0.5M
SN72307L	TGU	GPK	INT	.	.	+18V	-18V	70C	84dB	7.5MV	250NA	50NA	500MWF	5MA	12V	15V	30V	30U/V/C	.	.	70dB	70dB	0.5M
SN72307N	TGU	GPK	INT	.	.	+18V	-18V	70C	84dB	7.5MV	250NA	50NA	500MWF	5MA	12V	15V	30V	30U/V/C	.	.	70dB	70dB	0.5M
SN72307P	TGU	GPK	INT	.	.	+18V	-18V	70C	84dB	7.5MV	250NA	50NA	500MWF	5MA	12V	15V	30V	30U/V/C	.	.	70dB	70dB	0.5M
SN72308AFA	TGU	SBA	EXT	.	.	+18V	-18V	70C	98dB	0.5MV	7NA	1NA	500MWF	1MA	13V	15V	1V	5U/V/C	.	6MA	96dB	96dB	10M
SN72308AJA	TGU	SBA	EXT	.	.	+18V	-18V	70C	98dB	0.5MV	7NA	1NA	500MWF	1MA	13V	15V	1V	5U/V/C	.	6MA	96dB	96dB	10M
SN72308AL	TGU	SBA	EXT	.	.	+18V	-18V	70C	98dB	0.5MV	7NA	1NA	500MWF	1MA	13V	15V	1V	5U/V/C	.	6MA	96dB	96dB	10M
SN72308AN	TGU	SBA	EXT	.	.	+18V	-18V	70C	98dB	0.5MV	7NA	1NA	500MWF	1MA	13V	15V	1V	5U/V/C	.	6MA	96dB	96dB	10M
SN72308AP	TGU	SBA	EXT	.	.	+18V	-18V	70C	98dB	0.5MV	7NA	1NA	500MWF	1MA	13V	15V	1V	5U/V/C	.	6MA	96dB	96dB	10M
SN72308FA	TGU	SBA	EXT	.	.	+18V	-18V	70C	88dB	7.5MV	7NA	1NA	500MWF	1MA	13V	15V	1V	30U/V/C	.	6MA	80dB	80dB	10M
SN72308JA	TGU	SBA	EXT	.	.	+18V	-18V	70C	88dB	7.5MV	7NA	1NA	500MWF	1MA	13V	15V	1V	30U/V/C	.	6MA	80dB	80dB	10M
SN72308L	TGU	SBA	EXT	.	.	+18V	-18V	70C	88dB	7.5MV	7NA	1NA	500MWF	1MA	13V	15V	1V	30U/V/C	.	6MA	80dB	80dB	10M
SN72308N	TGU	SBA	EXT	.	.	+18V	-18V	70C	88dB	7.5MV	7NA	1NA	500MWF	1MA	13V	15V	1V	30U/V/C	.	6MA	80dB	80dB	10M
SN72308P	TGU	SBA	EXT	.	.	+18V	-18V	70C	88dB	7.5MV	7NA	1NA	500MWF	1MA	13V	15V	1V	30U/V/C	.	6MA	80dB	80dB	10M
SN72310FA	TGU	VFA	INT	.	15V/US	+18V	-18V	70C	0dB	7.5MV	7NA	.	500MWF	1MA	10V	15V	15V	50U/V/C	.	6MA	.	70dB	10G
SN72310JA	TGU	VFA	INT	.	15V/US	+18V	-18V	70C	0dB	7.5MV	7NA	.	500MWF	1MA	10V	15V	15V	50U/V/C	.	6MA	.	70dB	10G
SN72310L	TGU	VFA	INT	.	15V/US	+18V	-18V	70C	0dB	7.5MV	7NA	.	500MWF	1MA	10V	15V	15V	50U/V/C	.	6MA	.	70dB	10G
SN72310N	TGU	VFA	INT	.	15V/US	+18V	-18V	70C	0dB	7.5MV	7NA	.	500MWF	1MA	10V	15V	15V	50U/V/C	.	6MA	.	70dB	10G

For detailed explanations of column heading notations, see App. A.

Also for ready references the more important abbreviations used in the column headings are listed below:

LEFT HAND PAGE

APP = application (codes at APP.E.)

CMRR = common mode rejection ratio

CMP = compensation (frequency)

dV_{io}/dT = input offset voltage temperature drift

GBP = gain bandwidth product

I_b = input bias current

I_{io} = input bias offset current

I_o = quiescent supply current

MFR = manufacturer (codes at App.C.)

P_o = quiescent power consumer

PSRR = power supply rejection ratio

V_{icm} = common mode input voltage rating

V_{iof} = differential input voltage rating

V_{io} = input offset voltage

V_s = dc supply voltage

RIGHT HAND PAGE

Lead out coding summary (details at APP.G.) for different cases (APP.F.)

A = gain adjust

B = bias adjust

C = case

E- = inverting input

E+ = non-inverting input

F,F* = input frequency

compensation

G = ground

J = high level input

K = output, open collector

L = output, open emitter

M = metal case

N = not connected

Q = special terminal

R,R* = outputs

S = strobe

T,T* = offset balance

V+ = +ve dc supply

V- = -ve dc supply

W = guard ring

X = blank position, no lead

++ = +ve supplementary dc supply

-- = -ve supplementary dc supply

ϕ,ϕ^* = output frequency

compensation

CASE (APP. F)	LD 1	LD 2	LD 3	LD 4	LD 5	LD 6	LD 7	LD 8	LD 9	LD 10	LD 11	LD 12	LD 13	LD 14	LD 15	LD 16	EUROPE SUBSTITUTION	USA SUBSTITUTION	IS NUMBER	TYPE NUMBER
T05-8/1M	TF	E-	E+	V-M	T*	R	V+	ϕ	HA2-2505	0	SN52770L
FLP-14/3C	N	T	N	E-	E+	N	V-	N	T*	R	V+	N	N	N	0	SN52771FA
DIL-14/1C	N	T	N	E-	E+	N	V-	N	T*	R	V+	N	N	N	0	SN52771JA
DIL-8/1C	T	E-	E+	V-	T*	R	V+	N	0	SN52771JP
T05-8/1M	T	E-	E+	V-M	T*	R	V+	N	0	SN52771L
FLP-10/3C	N	TF	E-	E+	V-	T*	R	V+	F*	0	SN52777FA
DIL-14/1C	N	N	TF	E-	E+	V-	N	N	T*	R	V+	F*	N	N	0	SN52777JA
DIL-8/1C	TF	E-	E+	V-	T*	R	V+	F*	0	SN52777JP
T05-8/1M	TF	E-	E+	V-M	T*	R	V+	F*	0	SN52777L
FLP-10/3C	G	E+	E-	N	V-	R	N	V+	N	N	0	SN52810FA
DIL-14/1C	N	G	E+	E-	N	V-	N	N	R	N	V+	N	N	N	0	SN52810J
DIL-8/1C	G	E+	E-	V-	N	N	R	V+	0	SN52810JP
T05-8/1M	G	E+	E-	V-M	N	R	V+	0	SN52810L
FLP-10/3C	E-1	E+1	V-	E+2	E-2	S2	R	V+	G	S1	0	SN52811FA
DIL-14/1C	N	E-1	E+1	V-	E+2	E-2	N	N	S2	R	V+	G	S1	N	0	SN52811J
T05-10/1M	G	S1	E-1	E+1	V-	E+2	E-2	S2	R	V+	0	SN52811L
DIL-14/1C	R1	N	V+1	N	E+2	E-2	V-2	R2	N	V+2	G	E+1	E-1	V-1	0	SN52820J
T05-8/1M	R1	E-1	E+1	V-	E+2	E-2	R2	V+	0	SN72L022L
DIL-8/1P	R1	E-1	E+1	V-	E+2	E-2	R2	V+	0	SN72L022P
DIL-16/1C	R1	E-1	E+1	V-	E+2	E-2	R2	V+	R3	E-3	E+3	V-	E+4	E-4	R4	V+*	.	.	0	SN72L044JA
DIL-16/1P	R1	E-1	E+1	V-	E+2	E-2	R2	V+	R3	E-3	E+3	V-	E+4	E-4	R4	V+*	.	.	0	SN72L044N
FLP-10/3C	E	N	V+	N	E*	R*	G	N	R	V-	SN5510FA	0	SN7510FA	
T05-8/1M	E	V+	E*	M	R*	G	R	V-	SN5510L	0	SN7510L	
DIL-8/1P	E	V+	E*	N	R*	G	R	V-	SN5510JP	0	SN7510P	
FLP-10/3C	F	E	V+	E*	F*	R*	B	G	V-	R	SN5511FA	0	SN7511FA	
T05-10/1M	F	E	V+	E*	F*	R*	B	G	V-	R	SN5511L	0	SN7511L	
DIL-14/1P	N	F	E	V+	E*	F*	N	R*	B	G	V-	R	N	.	.	.	SN5511N	0	SN7511N	
T05-10/1M	T*	E	V+	E*	N	R*	G	R	V-M	T	SN5512L	0	SN7512L	
DIL-14/1P	N	T*	E	V+	E*	N	N	N	R*	G	R	V-	T	N	.	.	SN5512N	0	SN7512N	
T05-8/1M	E+	V+	E*	M	R*	G	R	V-	SN5514L	0	SN7514L	
DIL-8/1P	E	V+	E*	N	R*	G	R	V-	SN5514P	0	SN7514P	
FLP-14/3C	N	N	FT	E-	E+	V-	N	N	T*	R	V+	F*	N	N	.	.	UA301AD	LM301AJ.14	0	SN72301AJA
DIL-14/1C	N	N	FT	E-	E+	V-	N	N	T*	R	V+	F*	N	N	.	.	SFC2301A	LM301AH	0	SN72301AJ
T05-8/1M	FT	E-	E+	V-M	T*	R	V+	F*	UA301AD	LM301AJ.14	0	SN72301AL
DIL-14/1P	N	N	FT	E-	E+	V-	N	N	T*	R	V+	F*	N	N	.	.	UA301AD	LM301AJ.14	0	SN72301AN
DIL-8/1P	FT	E-	E+	V-	T*	R	V+	F*	SFC2301ADC	LM301AJ	0	SN72301AP
FLP-14/3C	N	G	E+	E-	N	V-	S1	S2	R	N	V+	N	N	N	.	.	.	LM206F	0	SN72306FA
DIL-14/1C	N	G	E+	E-	N	V-	S1	S2	R	N	V+	N	N	N	.	.	.	SN52106J	0	SN72306J
T05-8/1M	G	E+	E-	V-M	S1	S2	R	V+	LM306H	0	SN72306L
DIL-14/1P	N	G	E+	E-	N	V-	S1	S2	R	N	V+	N	N	N	.	.	.	SN52106N	0	SN72306N
DIL-8/1P	G	E+	E-	V-	S1	S2	R	V+	SN52106P	0	SN72306P
FLP-14/3C	N	N	N	E-	E+	V-	N	N	N	R	V+	N	N	N	.	.	.	SN52107FA	0	SN72307FA
DIL-14/1C	N	N	N	E-	E+	V-	N	N	N	R	V+	N	N	N	.	.	SN52107JA	LM307D	0	SN72307JA
T05-8/1M	N	E-	E+	V-M	N	R	V+	N	N	N	R	V+	N	N	.	.	SFC2307	LM307H	0	SN72307L
DIL-14/1P	N	N	N	E-	E+	V-	N	N	N	R	V+	N	N	N	.	.	SN52107JA	LM307D	0	SN72307N
DIL-8/1P	N	E-	E+	V-	N	R	V+	N	SFC2307DC	LM307J	0	SN72307P
FLP-10/1C	N	N	E-	E+	N	V-	R	V+	F	F*	SN52108AFA	0	SN72308AFA	
DIL-14/1C	N	F	N	E-	E+	N	V-	N	N	R	V+	F*	N	N	.	.	UA308AD	LM308AD	0	SN72308AJA
T05-8/1M	F	E-	E+	V-M	N	R	V+	F*	SFC2308A	LM308AH	0	SN72308AL
DIL-14/1P	N	F	N	E-	E+	N	V-	N	N	R	V+	F*	N	N	.	.	UA308AD	LM308AD	0	SN72308AN
DIL-8/1P	F	E-	E+	V-	N	R	V+	F*	SN52108AP	0	SN72308AP	
FLP-10/1C	N	N	E-	E+	N	V-	R	V+	F	F*	SFC2208PT	LM208F	0	SN72308FA
DIL-14/1C	N	F	N	E-	E+	N	V-	N	N	R	V+	F*	N	N	.	.	UA308D	LM308D	0	SN72308JA
T05-8/1M	F	E-	E+	V-M	N	R	V+	F*	SFC2308	LM308H	0	SN72308L
DIL-14/1P	N	F	N	E-	E+	N	V-	N	N	R	V+	F*	N	N	.	.	UA308D	LM308D	0	SN72308N
DIL-8/1P	F	E-	E+	V-	N	R	V+	F*	SFC2308DC	LM308N	0	SN72308P
FLP-14/3C	N	N	T	N	E+	V-	N	N	L	R	V+	T*	N	N	.	.	SN52110FA	0	SN72310FA	
DIL-14/1C	N	N	T	N	E+	V-	N	N	L	R	V+	T*	N	N	.	.	SFC2310EC	LM310D	0	SN72310JA
T05-8/1M	T	N	E+	V-	L	R	V+	T*	UA310C	LM310H	0	SN72310L
DIL-14/1P	N	N	T	N	E+	V-	N	N	L	R	V+	T*	N	N	.	.	SFC2310EC	LM310D	0	SN72310N

TYPE NUMBER	MFR	APP	CMP	GBP MIN	SLEW RATE MIN	Vs+ MAX	Vs- MAX	T _{op} MAX	A _{vol} MIN	V _{io} MAX	I _b MAX	I _{io} MAX	P _{TOT} MAX	I _{OUT} MIN	V _{OUT} MIN	V _{ICM} MAX	V _{IDF} MAX	dV _{io} /dT MAX	P _o MAX	I _o MAX	CM RR MIN	PS RR MIN	R _{in} MIN
SN72310P	TGU	VFA	INT	.	15V/US	+18V	-18V	70C	0dB	7.5MV	7NA	.	500MWF	1MA	10V	15V	15V	50uV/C	.	6MA	.	70dB	10G
SN72311FA	TGU	CPR	EXT	.	.	+18V	-18V	70C	100dB	7.5MV	250NA	50NA	500MWF	.	.	15V	30V	.	.	8MA	.	.	.
SN72311J	TGU	CPR	EXT	.	.	+18V	-18V	70C	100dB	7.5MV	250NA	50NA	500MWF	.	.	15V	30V	.	.	8MA	.	.	.
SN72311L	TGU	CPR	EXT	.	.	+18V	-18V	70C	100dB	7.5MV	250NA	50NA	500MWF	.	.	15V	30V	.	.	8MA	.	.	.
SN72311N	TGU	CPR	EXT	.	.	+18V	-18V	70C	100dB	7.5MV	250NA	50NA	500MWF	.	.	15V	30V	.	.	8MA	.	.	.
SN72311P	TGU	CPR	EXT	.	.	+18V	-18V	70C	100dB	7.5MV	250NA	50NA	500MWF	.	.	15V	30V	.	.	8MA	.	.	.
SN72318FA	TGU	XSR	INT	.	50V/US	+20V	-20V	70C	88dB	10MV	500NA	200NA	500MWF	6MA	12V	15V	1V	.	.	8MA	70dB	65dB	500K
SN72318L	TGU	XSR	INT	.	50V/US	+20V	-20V	70C	88dB	10MV	500NA	200NA	500MWF	6MA	12V	15V	1V	.	.	8MA	70dB	65dB	500K
SN72318N	TGU	XSR	INT	.	50V/US	+20V	-20V	70C	88dB	10MV	500NA	200NA	500MWF	6MA	12V	15V	1V	.	.	8MA	70dB	65dB	500K
SN72318JA	TGU	XSR	INT	.	50V/US	+20V	-20V	70C	88dB	10MV	500NA	200NA	500MWF	6MA	12V	15V	1V	.	.	8MA	70dB	65dB	500K
SN72318P	TGU	XSR	INT	.	50V/US	+20V	-20V	70C	88dB	10MV	500NA	200NA	500MWF	6MA	12V	15V	1V	.	.	8MA	70dB	65dB	500K
SN72506FA	TGU	DCP	EXT	.	20V/US	+15V	-15V	70C	.	5MV	25UA	5UA	600MWF	.	12V	7V	5V	20uV/C
SN72506J	TGU	DCP	EXT	.	20V/US	+15V	-15V	70C	.	5MV	25UA	5UA	600MWF	.	12V	7V	5V	20uV/C
SN72506N	TGU	DCP	EXT	.	20V/US	+15V	-15V	70C	.	5MV	25UA	5UA	600MWF	.	12V	7V	5V	20uV/C
SN72510FA	TGU	CPR	EXT	.	.	+14V	-7V	70C	.	3.5MV	20UA	5UA	300MWF	.	2.5V	7V	5V	20uV/C	150MW	9MA	70dB	.	.
SN72510J	TGU	CPR	EXT	.	.	+14V	-7V	70C	.	3.5MV	20UA	5UA	300MWF	5MA	2.5V	7V	5V	20uV/C	150MW	9MA	70dB	.	.
SN72510L	TGU	CPR	EXT	.	.	+14V	-7V	70C	.	3.5MV	20UA	5UA	300MWF	5MA	2.5V	7V	5V	20uV/C	150MW	9MA	70dB	.	.
SN72510N	TGU	CPR	EXT	.	.	+14V	-7V	70C	.	3.5MV	20UA	5UA	300MWF	5MA	2.5V	7V	5V	20uV/C	150MW	9MA	70dB	.	.
SN72510P	TGU	CPR	EXT	.	.	+14V	-7V	70C	.	3.5MV	20UA	5UA	300MWF	5MA	2.5V	7V	5V	20uV/C	150MW	9MA	70dB	.	.
SN72514J	TGU	DCP	EXT	.	.	+14V	-7V	70C	.	3.5MV	20UA	5UA	300MWF	5MA	2.5V	7V	5V	20uV/C	150MW	9MA	70dB	.	.
SN72514N	TGU	DCP	EXT	.	.	+14V	-7V	70C	.	3.5MV	20UA	5UA	300MWF	5MA	2.5V	7V	5V	20uV/C	150MW	9MA	70dB	.	.
SN72558L	TGU	DGK	INT	.3MHZ	0.2V/US	+18V	-18V	70C	86dB	6MV	500NA	200NA	500MWF	5MA	12V	15V	30V	.	85MW	3MA	70dB	76dB	300K
SN72558P	TGU	DGK	INT	.3MHZ	0.2V/US	+18V	-18V	70C	86dB	6MV	500NA	200NA	500MWF	5MA	12V	15V	30V	.	85MW	3MA	70dB	76dB	300K
SN72660FA	TGU	GPU	EXT	.	.	+18V	-18V	70C	88dB	4MV	15NA	2NA	500MWF	1MA	13V	15V	1V	30uV/C	.	8MA	80dB	80dB	4M
SN72660JA	TGU	GPU	EXT	.	.	+18V	-18V	70C	88dB	4MV	15NA	2NA	500MWF	1MA	13V	15V	1V	30uV/C	.	8MA	80dB	80dB	4M
SN72660L	TGU	GPU	EXT	.	.	+18V	-18V	70C	88dB	4MV	15NA	2NA	500MWF	1MA	13V	15V	1V	30uV/C	.	8MA	80dB	80dB	4M
SN72660N	TGU	GPU	EXT	.	.	+18V	-18V	70C	88dB	4MV	15NA	2NA	500MWF	1MA	13V	15V	1V	30uV/C	.	8MA	80dB	80dB	4M
SN72702FA	TGU	WBA	EXT	.	0.5V/US	+14V	-7V	70C	60dB	10MV	15UA	5UA	300MWF	3MA	5V	1.5V	5V	20uV/C	125MW	7MA	65dB	70dB	6K
SN72702J	TGU	WBA	EXT	.	0.5V/US	+14V	-7V	70C	60dB	10MV	15UA	5UA	300MWF	3MA	5V	1.5V	5V	20uV/C	125MW	7MA	65dB	70dB	6K
SN72702L	TGU	WBA	EXT	.	0.5V/US	+14V	-7V	70C	60dB	10MV	15UA	5UA	300MWF	3MA	5V	1.5V	5V	20uV/C	125MW	7MA	65dB	70dB	6K
SN72702N	TGU	WBA	EXT	.	0.5V/US	+14V	-7V	70C	60dB	10MV	15UA	5UA	300MWF	3MA	5V	1.5V	5V	20uV/C	125MW	7MA	65dB	70dB	6K
SN72709DN	TGU	GPU	EXT	.	.	+18V	-18V	70C	84dB	7.5MV	1.5UA	0.5UA	300MWF	5MA	12V	10V	5V	.	200MW	.	65dB	74dB	50K
SN72709FA	TGU	GPU	EXT	.	.	+18V	-18V	70C	84dB	7.5MV	1.5UA	0.5UA	300MWF	5MA	12V	10V	5V	.	200MW	.	65dB	74dB	50K
SN72709J	TGU	GPU	EXT	.	.	+18V	-18V	70C	84dB	7.5MV	1.5UA	0.5UA	300MWF	5MA	12V	10V	5V	.	200MW	.	65dB	74dB	50K
SN72709L	TGU	GPU	EXT	.	.	+18V	-18V	70C	84dB	7.5MV	1.5UA	0.5UA	300MWF	5MA	12V	10V	5V	.	200MW	.	65dB	74dB	50K
SN72709N	TGU	GPU	EXT	.	.	+18V	-18V	70C	84dB	7.5MV	1.5UA	0.5UA	300MWF	5MA	12V	10V	5V	.	200MW	.	65dB	74dB	50K
SN72709P	TGU	GPU	EXT	.	.	+18V	-18V	70C	84dB	7.5MV	1.5UA	0.5UA	300MWF	5MA	12V	10V	5V	.	200MW	.	65dB	74dB	50K
SN72710FA	TGU	CPR	EXT	.	.	+14V	-7V	70C	57dB	7.5MV	100UA	15UA	300MWF	5MA	1V	7V	5V	20uV/C	.	.	65dB	.	.
SN72710J	TGU	CPR	EXT	.	.	+14V	-7V	70C	57dB	7.5MV	100UA	15UA	300MWF	5MA	1V	7V	5V	20uV/C	.	.	65dB	.	.
SN72710L	TGU	CPR	EXT	.	.	+14V	-7V	70C	57dB	7.5MV	100UA	15UA	300MWF	5MA	1V	7V	5V	20uV/C	.	.	65dB	.	.
SN72710P	TGU	CPR	EXT	.	.	+14V	-7V	70C	57dB	7.5MV	100UA	15UA	300MWF	5MA	1V	7V	5V	20uV/C	.	.	65dB	.	.
SN72711FA	TGU	DCP	EXT	.	.	+14V	-7V	70C	57dB	5MV	100UA	15UA	300MWF	5MA	2.5V	7V	5V	20uV/C	230MW	.	65dB	.	.
SN72711J	TGU	DCP	EXT	.	.	+14V	-7V	70C	57dB	5MV	100UA	15UA	300MWF	5MA	2.5V	7V	5V	20uV/C	230MW	.	65dB	.	.
SN72711L	TGU	DCP	EXT	.	.	+14V	-7V	70C	57dB	5MV	100UA	15UA	300MWF	5MA	2.5V	7V	5V	20uV/C	230MW	.	65dB	.	.
SN72711N	TGU	DCP	EXT	.	.	+14V	-7V	70C	57dB	5MV	100UA	15UA	300MWF	5MA	2.5V	7V	5V	20uV/C	230MW	.	65dB	.	.
SN72720J	TGU	DCP	EXT	.	.	+14V	-7V	70C	57dB	7.5MV	100UA	10UA	300MWF	5MA	1V	7V	5V	20uV/C	150MW	10MA	65dB	.	.
SN72720N	TGU	DCP	EXT	.	.	+14V	-7V	70C	57dB	7.5MV	100UA	10UA	300MWF	5MA	1V	7V	5V	20uV/C	150MW	10MA	65dB	.	.
SN72733FA	TGU	BDO	EXT	20MHZ	.	+8V	-8V	70C	48dB	6MV	30UA	5UA	500MWF	2MA	2V	6V	5V	.	.	24MA	60dB	50dB	2K
SN72733J	TGU	BDO	EXT	20MHZ	.	+8V	-8V	70C	48dB	6MV	30UA	5UA	500MWF	2MA	2V	6V	5V	.	.	24MA	60dB	50dB	2K
SN72733N	TGU	BDO	EXT	20MHZ	.	+8V	-8V	70C	48dB	6MV	30UA	5UA	500MWF	2MA	2V	6V	5V	.	.	24MA	60dB	50dB	2K
SN72741DN	TGU	GPK	INT	.	0.2V/US	+18V	-18V	70C	86dB	6MV	500NA	200NA	500MWF	5MA	12V	15V	30V	.	85MW	3MA	70dB	76dB	300K
SN72741FA	TGU	GPK	INT	.	0.2V/US	+18V	-18V	70C	86dB	6MV	500NA	200NA	500MWF	5MA	12V	15V	30V	.	85MW	3MA	70dB	76dB	300K
SN72741J	TGU	GPK	INT	.	0.2V/US	+18V	-18V	70C	86dB	6MV	500NA	200NA	500MWF	5MA	12V	15V	30V	.	85MW	3MA	70dB	76dB	300K
SN72741L	TGU	GPK	INT	.	0.2V/US	+18V	-18V	70C	86dB	6MV	500NA	200NA	500MWF	5MA	12V	15V	30V	.	85MW	3MA	70dB	76dB	300K
SN72741N	TGU	GPK	INT	.	0.2V/US	+18V	-18V	70C	86dB	6MV	500NA	200NA	500MWF	5MA	12V	15V	30V	.	85MW	3MA	70dB	76dB	300K
SN72741P	TGU	GPK	INT	.	0.2V/US	+18V	-18V	70C	86dB	6MV	500NA	200NA	500MWF	5MA	12V	15V	30V	.	85MW	3MA	70dB	76dB	300K
SN72747FA	TGU	DGU	INT	.	0.2V/US	+18V	-18V	70C	94dB	6MV	500NA	200NA	500MWF	5MA	12V	15V	30V	.	85MW	3MA	70dB	76dB	300K

For detailed explanations of column heading notations, see App. A.

Also for ready references the more important abbreviations used in the column headings are listed below:

LEFT HAND PAGE

- APP = application (codes at APP.E.)
- CMRR = common mode rejection ratio
- CMP = compensation (frequency)
- dV_{IO}/dT = input offset voltage temperature drift
- GBP = gain bandwidth product
- I_B = input bias current
- I_{IO} = input bias offset current
- I_Q = quiescent supply current
- MFR = manufacturer (codes at App.C.)
- P_D = quiescent power consumer
- PSRR = power supply rejection ratio
- V_{ICM} = common mode input voltage rating
- V_{IDF} = differential input voltage rating
- V_{IO} = input offset voltage
- V_S = dc supply voltage

RIGHT HAND PAGE

Lead out coding summary (details at APP.G.) for different cases (APP.F.)

- A = gain adjust
- B = bias adjust
- C = case
- E- = inverting input
- E+ = non-inverting input
- F,F* = input frequency compensation
- G = ground
- J = high level input
- K = output, open collector
- L = output, open emitter
- M = metal case
- N = not connected
- Q = special terminal
- R,R* = outputs
- S = strobe
- T,T* = offset balance
- V+ = +ve dc supply
- V- = -ve dc supply
- W = guard ring
- X = blank position, no lead
- ++ = +ve supplementary dc supply
- = -ve supplementary dc supply
- ϕ, ϕ^* = output frequency compensation

CASE (APP. F)	LD 1	LD 2	LD 3	LD 4	LD 5	LD 6	LD 7	LD 8	LD 9	LD 10	LD 11	LD 12	LD 13	LD 14	LD 15	LD 16	EUROPE SUBSTI-TUTE	USA SUBSTI-TUTE	I S S	TYPE NUMBER	
DIL-8/1P	T	N	E+	V-	L	R	V+	T*									SFC2310DC	LM310N	0	SN72310P	
FLP-10/3C	G	E+	E-	N	V-	T	T*	N	R	V+							SN52111FA	LM311F	0	SN72311FA	
DIL-14/1C	N	G	E+	E-	N	V-	T	T*	S	R	N	V+	N	N			SFC2311EC	LM311D	0	SN72311J	
T05-8/1M	G	E+	E-	V-	T	T*	R	V+									SFC2311	LM311H	0	SN72311L	
DIL-14/1P	N	G	E+	E-	N	V-	T	T*	S	R	N	V+	N	N			SFC2311EC	LM311D	0	SN72311N	
DIL-8/1P	G	E+	E-	V-	T	T*	R	V+									SFC2311DC	UA311R	0	SN72311D	
FLP-10/3C	N	T*	E-	E+	V-	F*	R	V+									SN52118FA	LM218F	0	SN72318FA	
T05-8/1M	T*	F	E-	E+	V-	F*	R	V+									TDE0118CM	LM318H	0	SN72318L	
DIL-14/1P	N	N	T*	F	E-	E+	V-	N	N	F*	R	V+					SFC2318EC	LM318D	0	SN72318N	
DIL-14/1C	N	N	T*	F	E-	E+	V-	N	N	F*	R	V+					SFC2318EC	LM318D	0	SN72318JA	
DIL-8/1P	T*	F	E-	E+	V-	F*	R	V+										LM318N	0	SN72318P	
FLP-14/3C	S1	E-1	E+1	V-	E+2	E-2	S2	S*2	N	R2	V+	R1	G	S*1				SN52506A	0	SN72506FA	
DIL-14/1C	S1	E-1	E+1	V-	E+2	E-2	S2	S*2	N	R2	V+	R1	G	S*1				SN52506J	0	SN72506J	
DIL-14/1P	S1	E-1	E+1	V-	E+2	E-2	S2	S*2	N	R2	V+	R1	G	S*1				SN52506N	0	SN72506N	
FLP-10/3C	G	E+	E-	N	V-	R	S	V+	N	N								SN52510FA	0	SN72510FA	
DIL-14/1C	N	G	E+	E-	N	V-	N	N	R	S	V+	N	N	N				SN52510L	0	SN72510J	
T05-8/1M	G	E+	E-	V-M	N	S	R	V+										SN52510L	0	SN72510L	
DIL-14/1P	N	G	E+	E-	N	V-	N	N	R	S	V+	N	N	N				SN52510N	0	SN72510N	
DIL-8/1P	G	E+	E-	V-	N	S	R	V+										SN52510P	0	SN72510P	
DIL-14/1C	R1	S1	V+	N	E+2	E-2	V-	R2	S2	V+	G	E+1	E-1	V-					0	SN72514J	
DIL-14/1P	R1	S	V+	N	E+2	E-2	V-	R2	S2	V+	G	E+1	E-1	V-					0	SN72514N	
T05-8/1M	R1	E-1	E+1	V-M	E+2	E-2	R2	V+									TBB1458	MC1458G	0	SN72558L	
DIL-8/1P	R	E-1	E+1	V-	E+2	E-2	R2	V+									TBB1458B	MC1458U	0	SN72558P	
FLP-10/3C	N	N	E-	E+	N	V-	R	V+	F*	F							SFC2208PT	LM208F	0	SN72660FA	
DIL-14/1C	N	F	N	E-	E+	N	V-	N	N	R	V+	F*	N	N			UA308D	LM308D	0	SN72660JA	
T05-8/1M	F	E-	E+	V-M	N	R	V+	F*									SFC2308	LM308H	0	SN72660L	
DIL-14/1P	F	E-	N	E-	E+	N	V-	N	N	R	V+	F*	N	N			UA308D	LM308D	0	SN72660N	
DIL-8/1P	F	E+	E+	V-	N	R	V+	F*										SN52660JP	0	SN72660P	
FLP-10/3C	N	G	E-	E+	V-	F		R	N	V+							MC1712CF	UA702FM	0	SN72702FA	
DIL-14/1C	N	N	G	E-	E+	V-	N	N	F		R	N	V+	N			MC1712CL	UA702DC	0	SN72702J	
T05-8/1M	G	E-	E+	V-M	F		R	V+									MC1712CG	UA702HC	0	SN72702L	
DIL-14/1P	N	N	G	E-	E+	V-	N	N	F		R	N	V+	N			MC1712CL	UA702DC	0	SN72702N	
DIL-14/1P	N	N	F	E-	E+	V-	N	N		R	V+	F*	N	N			TAA521A	UA709DC	0	SN72709DN	
FLP-10/3C	N	F	E+	E+	V-		R	V+	F*	N							MC1709F	UA709FM	0	SN72709FA	
DIL-14/1C	N	N	F	E-	E+	V-	N	N		R	V+	F*	N	N			TAA521A	UA709DC	0	SN72709J	
T05-8/1M	F	E-	E+	V-M		R*	V+	F*									TAA521	UA709HC	0	SN72709L	
DIL-14/1P	N	N	F	E-	E+	V-	N	N		R	V+	F*	N	N			TAA521A	UA709DC	0	SN72709N	
DIL-8/1P	F	E-	E+	V-		R*	V+	F*									LM709CN8	UA709TC	0	SN72709P	
FLP-10/3C	G	E+	E-	V-	N	R	V+	N	N								SFC2710PM	UA710FM	0	SN72710FA	
DIL-14/1C	N	G	E+	E-	N	V-	N	N	R	N	V+	N	N	N			SFC2710EC	UA710OC	0	SN72710J	
T05-8/1M	G	E+	E-	V-M	N	R	V+										SFC2710C	UA710HC	0	SN72710L	
DIL-14/1P	N	G	E+	E-	N	V-	N	N	R	N	V+	N	N	N			SFC2710EC	UA710DC	0	SN72710N	
DIL-8/1P	G	E+	E-	V-	N	N	R	V+											0	SN72710P	
FLP-10/3C	E-1	E+1	V-	E+2	E-2	S2	R	V+	G	S1							SFC2711PM	UA711FM	0	SN72711FA	
DIL-14/1C	N	E-1	E+1	V-	E+2	E-2	N	N	S2	R	V+	G	S1	N			SFC2711EC	UA711DC	0	SN72711J	
T05-10/1M	G	S1	E-1	E+1	V-	E+2	E-2	S2	R	V+							SFC2711C	UA711HC	0	SN72711L	
DIL-14/1P	N	E-1	E+1	V-	E+2	E-2	N	N	S2	R	V+	G	S1	N			SFC2711EC	UA711DC	0	SN72711N	
DIL-14/1C	R1	N	V+1	N	E+2	V-2	R2	N	V+2	G	E+1	E-1	V-1						0	SN72720J	
DIL-14/1P	R1	N	V+1	N	E+2	E-2	V-2	R2	N	V+2	G	E+1	E-1	V-1					0	SN72720N	
FLP-10/3C	E+	A2	A*2	V-	R	R*	V+	A1	A*1	E-								UA733FM	0	SN72733FA	
DIL-14/1C	E+	N	A2	A*2	V-	N	R	R*	N	V+	A1	A*1	N	E-				UA733DM	0	SN72733J	
T05-10/1M	E-	E+	A2	A*2	V-	R	R*	V+	A1	A*1								LM733CH	UA733HC	0	SN72733L
DIL-14/1P	E+	N	A2	A*2	V-	N	R	R*	N	V+	A1	A*1	N	E-				UA733DC	0	SN72733N	
DIL-14/1P	N	N	T	E-	E+	V-	N	N	T*	R	V+	N	N	N			TBA221A	UA741DC	0	SN72741DN	
FLP-14/3C	N	N	T	E-	E+	V-	N	N	T*	R	V+	N	N	N				SN52741FA	0	SN72741FA	
DIL-14/1C	N	N	T	E-	E+	V-	N	N	T*	R	V+	N	N	N			TBA221A	UA741DC	0	SN72741J	
T05-8/1M	T	E-	E+	V-M	T*	R	V+	N									TBA221	UA741HC	0	SN72741L	
DIL-14/1P	N	N	T	E-	E+	V-	N	N	T*	R	V+	N	N	N			TBA221A	UA741DC	0	SN72741N	
DIL-8/1P	T	E-	E+	T*	R	V+	N										TBA221B	UA741CJ	0	SN72741P	
FLP-14/3C	E-1	E+1	T1	V-	T2	E+2	E-2	T*2	V+	R2	N	R1	V+	T*1				LM747CF	0	SN72747FA	

TYPE NUMBER	MFR	APP	COMP	GBP MIN	SLEW RATE MIN	V _S + MAX	V _S - MAX	T _{OP} MAX	A _{VOL} MIN	V _{IO} MAX	I _B MAX	I _{IO} MAX	P _{TOT} MAX	I _{OUT} MIN	V _{OUT} MIN	V _{ICM} MAX	V _{IDF} MAX	dV _{IO} /dT MAX	P _O MAX	I _O MAX	CM RR MIN	PS RR MIN	R _{IN} MIN
SN72747J	TGU	DGU	INT	.	0.2V/US	+18V	-18V	70C	94dB	6MV	500NA	200NA	500MWF	5MA	12V	15V	30V	.	85MW	3MA	70dB	76dB	300K
SN72747L	TGU	DGU	INT	.	0.2V/US	+18V	-18V	70C	94dB	6MV	500NA	200NA	500MWF	5MA	12V	15V	30V	.	85MW	3MA	70dB	76dB	300K
SN72747N	TGU	DGU	INT	.	0.2V/US	+18V	-18V	70C	94dB	6MV	500NA	200NA	500MWF	5MA	12V	15V	30V	.	85MW	3MA	70dB	76dB	300K
SN72748FA	TGU	GPU	EXT	.	0.2V/US	+18V	-18V	70C	94dB	6MV	500NA	200NA	500MWF	5MA	10V	15V	30V	.	85MW	3MA	70dB	76dB	300K
SN72748J	TGU	GPU	EXT	.	0.2V/US	+18V	-18V	70C	94dB	6MV	500NA	200NA	500MWF	5MA	10V	15V	30V	.	85MW	3MA	70dB	76dB	300K
SN72748L	TGU	GPU	EXT	.	0.2V/US	+18V	-18V	70C	94dB	6MV	500NA	200NA	500MWF	5MA	10V	15V	30V	.	85MW	3MA	70dB	76dB	300K
SN72748N	TGU	GPU	EXT	.	0.2V/US	+18V	-18V	70C	94dB	6MV	500NA	200NA	500MWF	5MA	10V	15V	30V	.	85MW	3MA	70dB	76dB	300K
SN72748P	TGU	GPU	EXT	.	0.2V/US	+18V	-18V	70C	94dB	6MV	500NA	200NA	500MWF	5MA	10V	15V	30V	.	85MW	3MA	70dB	76dB	300K
SN72770FA	TGU	HSR	EXT	.5MHZ	1V/US	+18V	-18V	70C	91dB	10MV	30NA	10NA	500MWF	6MA	12V	15V	30V	.	120MW	4MA	70dB	74dB	30M
SN72770JA	TGU	HSR	EXT	.5MHZ	1V/US	+18V	-18V	70C	91dB	10MV	30NA	10NA	500MWF	6MA	12V	15V	30V	.	120MW	4MA	70dB	74dB	30M
SN72770L	TGU	HSR	EXT	.5MHZ	1V/US	+18V	-18V	70C	91dB	10MV	30NA	10NA	500MWF	6MA	12V	15V	30V	.	120MW	4MA	70dB	74dB	30M
SN72770N	TGU	HSR	EXT	.5MHZ	1V/US	+18V	-18V	70C	91dB	10MV	30NA	10NA	500MWF	6MA	12V	15V	30V	.	120MW	4MA	70dB	74dB	30M
SN72770P	TGU	HSR	EXT	.5MHZ	1V/US	+18V	-18V	70C	91dB	10MV	30NA	10NA	500MWF	6MA	12V	15V	30V	.	120MW	4MA	70dB	74dB	30M
SN72771FA	TGU	HSR	INT	.5MHZ	1V/US	+18V	-18V	70C	91dB	10MV	30NA	10NA	500MWF	6MA	12V	15V	30V	.	120MW	4MA	70dB	74dB	30M
SN72771JA	TGU	HSR	INT	.5MHZ	1V/US	+18V	-18V	70C	91dB	10MV	30NA	10NA	500MWF	6MA	12V	15V	30V	.	120MW	4MA	70dB	74dB	30M
SN72771L	TGU	HSR	INT	.5MHZ	1V/US	+18V	-18V	70C	91dB	10MV	30NA	10NA	500MWF	6MA	12V	15V	30V	.	120MW	4MA	70dB	74dB	30M
SN72771N	TGU	HSR	INT	.5MHZ	1V/US	+18V	-18V	70C	91dB	10MV	30NA	10NA	500MWF	6MA	12V	15V	30V	.	120MW	4MA	70dB	74dB	30M
SN72771P	TGU	HSR	INT	.5MHZ	1V/US	+18V	-18V	70C	91dB	10MV	30NA	10NA	500MWF	6MA	12V	15V	30V	.	120MW	4MA	70dB	74dB	30M
SN72777FA	TGU	PIA	EXT	.	0.2V/US	+22V	-22V	70C	88dB	5MV	100NA	20NA	500MWF	5MA	12V	15V	30V	30uV/C	.	4MA	70dB	76dB	1M
SN72777JA	TGU	PIA	EXT	.	0.2V/US	+22V	-22V	70C	88dB	5MV	100NA	20NA	500MWF	5MA	12V	15V	30V	30uV/C	.	4MA	70dB	76dB	1M
SN72777L	TGU	PIA	EXT	.	0.2V/US	+22V	-22V	70C	88dB	5MV	100NA	20NA	500MWF	5MA	12V	15V	30V	30uV/C	.	4MA	70dB	76dB	1M
SN72777N	TGU	PIA	EXT	.	0.2V/US	+22V	-22V	70C	88dB	5MV	100NA	20NA	500MWF	5MA	12V	15V	30V	30uV/C	.	4MA	70dB	76dB	1M
SN72777P	TGU	PIA	EXT	.	0.2V/US	+22V	-22V	70C	88dB	5MV	100NA	20NA	500MWF	5MA	12V	15V	30V	30uV/C	.	4MA	70dB	76dB	1M
SN72810FA	TGU	CPR	EXT	.	.	+14V	-7V	70C	80dB	3.5MV	50UA	5UA	300MWF	5MA	1V	7V	5V	20uV/C	150MW	9MA	70dB	.	.
SN72810J	TGU	CPR	EXT	.	.	+14V	-7V	70C	80dB	3.5MV	50UA	5UA	300MWF	5MA	1V	7V	5V	20uV/C	150MW	9MA	70dB	.	.
SN72810L	TGU	CPR	EXT	.	.	+14V	-7V	70C	80dB	3.5MV	50UA	5UA	300MWF	5MA	1V	7V	5V	20uV/C	150MW	9MA	70dB	.	.
SN72810N	TGU	CPR	EXT	.	.	+14V	-7V	70C	80dB	3.5MV	50UA	5UA	300MWF	5MA	1V	7V	5V	20uV/C	150MW	9MA	70dB	.	.
SN72810P	TGU	CPR	EXT	.	.	+14V	-7V	70C	80dB	3.5MV	50UA	5UA	300MWF	5MA	1V	7V	5V	20uV/C	150MW	9MA	70dB	.	.
SN72811FA	TGU	DCP	EXT	.	.	+14V	-7V	70C	80dB	5MV	30UA	5UA	300MWF	5MA	1V	7V	5V	20uV/C	200MW	7MA	65dB	.	.
SN72811J	TGU	DCP	EXT	.	.	+14V	-7V	70C	80dB	5MV	30UA	5UA	300MWF	5MA	1V	7V	5V	20uV/C	200MW	7MA	65dB	.	.
SN72811L	TGU	DCP	EXT	.	.	+14V	-7V	70C	80dB	5MV	30UA	5UA	300MWF	5MA	1V	7V	5V	20uV/C	200MW	7MA	65dB	.	.
SN72811N	TGU	DCP	EXT	.	.	+14V	-7V	70C	80dB	5MV	30UA	5UA	300MWF	5MA	1V	7V	5V	20uV/C	200MW	7MA	65dB	.	.
SN72820J	TGU	DCP	EXT	.	.	+14V	-7V	70C	80dB	3.5MV	20UA	5UA	300MWF	5MA	1V	7V	5V	20uV/C	150MW	9MA	70dB	.	.
SN72820N	TGU	DCP	EXT	.	.	+14V	-7V	70C	80dB	3.5MV	20UA	5UA	300MWF	5MA	1V	7V	5V	20uV/C	150MW	9MA	70dB	.	.
SSS725AJ	PRU	PIA	EXT	.	.	+22V	-22V	125C	120dB	0.1MV	70NA	1NA	500MWF	11MA	12V	22V	30V	0.8uV/C	120MW	.	120dB	114dB	800K
SSS725AL	PRU	PIA	EXT	.	.	+22V	-22V	125C	120dB	0.1MV	70NA	1NA	500MWF	11MA	12V	22V	30V	0.8uV/C	120MW	.	120dB	114dB	800K
SSS725AP	OBS	PIA	EXT	.	.	+22V	-22V	125C	120dB	0.1MV	70NA	1NA	500MWF	11MA	12V	22V	30V	0.8uV/C	120MW	.	120dB	114dB	800K
SSS725AY	PRU	PIA	EXT	.	.	+22V	-22V	125C	120dB	0.1MV	70NA	1NA	500MWF	11MA	12V	22V	30V	0.8uV/C	120MW	.	120dB	114dB	800K
SSS725BJ	PRU	PIA	EXT	.	.	+22V	-22V	70C	120dB	.75MV	80NA	5NA	500MWF	11MA	12V	22V	30V	2.8uV/C	120MW	.	110dB	106dB	700K
SSS725BL	PRU	PIA	EXT	.	.	+22V	-22V	70C	120dB	.75MV	80NA	5NA	500MWF	11MA	12V	22V	30V	2.8uV/C	120MW	.	110dB	106dB	700K
SSS725BP	OBS	PIA	EXT	.	.	+22V	-22V	70C	120dB	.75MV	80NA	5NA	500MWF	11MA	12V	22V	30V	2.8uV/C	120MW	.	110dB	106dB	700K
SSS725BY	PRU	PIA	EXT	.	.	+22V	-22V	70C	120dB	.75MV	80NA	5NA	500MWF	11MA	12V	22V	30V	2.8uV/C	120MW	.	110dB	106dB	700K
SSS725CJ	PRU	PIA	EXT	.	.	+22V	-22V	70C	114dB	1.3MV	110NA	13NA	500MWF	11MA	12V	22V	30V	2.5uV/C	150MW	.	100dB	100dB	500K
SSS725CP	OBS	PIA	EXT	.	.	+22V	-22V	70C	114dB	1.3MV	110NA	13NA	500MWF	11MA	12V	22V	30V	2.5uV/C	150MW	.	100dB	100dB	500K
SSS725CY	PRU	PIA	EXT	.	.	+22V	-22V	70C	114dB	1.3MV	110NA	13NA	500MWF	11MA	12V	22V	30V	2.5uV/C	150MW	.	100dB	100dB	500K
SSS725EJ	PRU	PIA	EXT	.	.	+22V	-22V	70C	120dB	0.5MV	80NA	5NA	500MWF	11MA	12V	22V	30V	2uV/C	120MW	.	120dB	106dB	700K
SSS725EP	OBS	PIA	EXT	.	.	+22V	-22V	70C	120dB	0.5MV	80NA	5NA	500MWF	11MA	12V	22V	30V	2uV/C	120MW	.	120dB	106dB	700K
SSS725EY	PRU	PIA	EXT	.	.	+22V	-22V	70C	120dB	0.5MV	80NA	5NA	500MWF	11MA	12V	22V	30V	2uV/C	120MW	.	120dB	106dB	700K
SSS725J	PRU	PIA	EXT	.	.	+22V	-22V	125C	120dB	0.5MV	80NA	5NA	500MWF	11MA	12V	22V	30V	2uV/C	120MW	.	120dB	106dB	700K
SSS725L	PRU	PIA	EXT	.	.	+22V	-22V	125C	120dB	0.5MV	80NA	5NA	500MWF	11MA	12V	22V	30V	2uV/C	120MW	.	120dB	106dB	700K
SSS725P	OBS	PIA	EXT	.	.	+22V	-22V	125C	120dB	0.5MV	80NA	5NA	500MWF	11MA	12V	22V	30V	2uV/C	120MW	.	120dB	106dB	700K
SSS725Y	PRU	PIA	EXT	.	.	+22V	-22V	125C	120dB	0.5MV	80NA	5NA	500MWF	11MA	12V	22V	30V	2uV/C	120MW	.	120dB	106dB	700K
SSS741BJ	PRU	GPK	INT	.	.	+22V	-22V	125C	94dB	3MV	50NA	5NA	500MWF	5MA	12V	22V	30V	.	85MW	.	80dB	80dB	2M
SSS741BP	OBS	GPK	INT	.	.	+22V	-22V	125C	94dB	3MV	50NA	5NA	500MWF	5MA	12V	22V	30V	.	85MW	.	80dB	80dB	2M
SSS741BY	PRU	GPK	INT	.	.	+22V	-22V	125C	94dB	3MV	50NA	5NA	500MWF	5MA	12V	22V	30V	.	85MW	.	80dB	80dB	2M
SSS741CJ	PRU	GPK	INT	.	.	+18V	-18V	70C	86dB	6MV	100NA	25NA	500MWF	5MA	12V	18V	30V	.	85MW	.	70dB	76dB	1M
SSS741CP	OBS	GPK	INT	.	.	+18V	-18V	70C	86dB	6MV	100NA	25NA	500MWF	5MA	12V	18V	30V	.	85MW	.	70dB	76dB	1M
SSS741CY	PRU	GPK	INT	.	.	+18V	-18V	70C	86dB	6MV	100NA	25NA	500MWF	5MA	12V	18V	30V	.	85MW	.	70dB	76dB	1M
SSS741GJ	PRU	GPK	INT	.	.	+22V	-22V	125C	94dB	5MV	100NA	25NA	500MWF	5MA	12V	22V	30V	.	85MW	.	70dB	76dB	1M
SSS741GP	OBS	GPK	INT	.	.	+22V	-22V	125C	94dB	5MV	100NA	25NA	500MWF	5MA	12V	22V	30V	.	85MW	.	70dB	76dB	1M

For detailed explanations of column heading notations, see App. A.

Also for ready references the more important abbreviations used in the column headings are listed below:

LEFT HAND PAGE

APP = application (codes at APP.E.)

CMRR = common mode rejection ratio

CMP = compensation (frequency)

dV_{IO}/dT = input offset voltage temperature drift

GBP = gain bandwidth product

I_B = input bias current

I_{IO} = input bias offset current

I_Q = quiescent supply current

MFR = manufacturer (codes at App.C.)

P_Q = quiescent power consumer

PSRR = power supply rejection ratio

V_{ICM} = common mode input voltage rating

V_{IDF} = differential input voltage rating

V_{IO} = input offset voltage

V_S = dc supply voltage

RIGHT HAND PAGE

Lead out coding summary (details at APP.G.) for different cases (APP.F.)

A = gain adjust

B = bias adjust

C = case

E- = inverting input

E+ = non-inverting input

F.F* = input frequency compensation

G = ground

J = high level input

K = output, open collector

L = output, open emitter

M = metal case

N = not connected

Q = special terminal

R,R* = outputs

S = strobe

T,T* = offset balance

V+ = +ve dc supply

V- = -ve dc supply

W = guard ring

X = blank position, no lead

++ = +ve supplementary dc supply

-- = -ve supplementary dc supply

ϕ,ϕ^* = output frequency compensation

CASE (APP. F)	LD 1	LD 2	LD 3	LD 4	LD 5	LD 6	LD 7	LD 8	LD 9	LD 10	LD 11	LD 12	LD 13	LD 14	LD 15	LD 16	EUROPE SUBSTI-TUTE	USA SUBSTI-TUTE	I S	TYPE NUMBER	
DIL-14/1C	E-1	E+1	T1	V-	T2	E+2	E-2	T*2	V+	R2	N	R1	V+	T*1			TBB0747A	UA747DC	0	SN72747J	
T05-10/1M	R1	V+1	E-1	E+1	V-	E+2	E-2	V+2	R2	N							TBB0747	UA747HC	0	SN72747L	
DIL-14/1C	E-1	E+1	T1	V-	T2	E+2	E-2	T*2	V+	R2	N	R1	V+	T*1			TBB0747A	UA747DC	0	SN72747N	
FLP-14/3C	N	N	FT	E-	E+	V-	N	T*	R	V+	F*	N	N					SN52748FA	0	SN72748FA	
DIL-14/1C	N	N	FT	E-	E+	V-	N	T*	R	V+	F*	N	N					UA748DC	0	SN72748J	
T05-8/1M	FT	E-	E+	V-M	T*	R	V+	F*									TBB0748	UA748HC	0	SN72748L	
DIL-14/1P	N	N	FT	E-	E+	V-	N	T*	R	V+	F*	N	N				SN72748J	UA748DC	0	SN72748N	
DIL-8/1P	FT	E-	E+	V-	T*	R	V+	F*									TBB0748B	UA748TC	0	SN72748P	
FLP-14/3C	N	TF	N	E-	E+	N	V-	T*	R	V+	ϕ	N	N					SN52770FA	0	SN72770FA	
DIL-14/1C	N	TF	N	E-	E+	N	V-	T*	R	V+	ϕ	N	N					SN52770JA	0	SN72770JA	
T05-8/1M	TF	E-	E+	V-M	T*	R	V+	ϕ									SN52770L	HA2-2505	0	SN72770L	
DIL-14/1P	N	TF	N	E-	E+	N	V-	T*	R	V+	ϕ	N	N					SN52770JA	0	SN72770N	
DIL-8/1P	TF	E-	E+	V-	T*	R	V+	ϕ										SN52770JP	0	SN72770P	
FLP-14/3C	N	T	N	E-	E+	N	V-	T*	R	V+	N	N	N					SN52771FA	0	SN72771FA	
DIL-14/1C	N	T	N	E-	E+	N	V-	T*	R	V+	N	N	N					SN52771JA	0	SN72771JA	
T05-8/1M	T	E-	E+	V-M	T*	R	V+	N										SN52771L	0	SN72771L	
DIL-14/1P	N	T	N	E-	E+	N	V-	T*	R	V+	N	N	N					SN52771JA	0	SN72771N	
DIL-8/1P	T	E-	E+	V-	T*	R	V+	N										SN52771JP	0	SN72771P	
FLP-10/3C	N	TF	E-	E+	V-	T*	R	V+	F*									SN52777FA	0	SN72777FA	
DIL-14/1C	N	N	TF	E-	E+	V-	N	T*	R	V+	F*	N	N				SN52777JA	UA777DC	0	SN72777JA	
T05-8/1M	TF	E-	E+	V-M	T*	R	V+	F*											UA777HC	0	SN72777L
DIL-14/1P	N	N	TF	E-	E+	V-	N	T*	R	V+	F*	N	N					UA777DC	0	SN72777N	
DIL-8/1P	TF	E-	E+	V-	T*	R	V+	F*										SN52777JP	0	SN72777P	
FLP-10/3C	G	E+	E-	N	V-	N	V+	N	N	N	N	N	N					SN52810FA	0	SN72810FA	
DIL-14/1C	N	G	E+	E-	N	V-	N	R	N	V+	N	N	N					SN52810J	0	SN72810J	
T05-8/1M	G	E+	E-	V-M	N	N	R	V+										SN52810L	0	SN72810L	
DIL-14/1P	N	G	E+	E-	N	V-	N	R	N	V+	N	N	N					SN52810J	0	SN72810N	
DIL-8/1P	G	E+	E-	V-	N	N	R	V+										SN52810JP	0	SN72810P	
FLP-10/3C	E-1	E+1	V-	E+2	E-2	S2	R	V+	G	S1								SN52811FA	0	SN72811FA	
DIL-14/1C	N	E-1	E+1	V-	E+2	E-2	N	N	S2	R	V+	G	S1	N				SN52811J	0	SN72811J	
T05-10/1M	G	S1	E-1	E+1	V-	E+2	E-2	S2	R	V+								SN52811L	0	SN72811L	
DIL-14/1P	N	E-1	E+1	V-	E+2	E-2	N	S2	R	V+	G	S1	N					SN52811J	0	SN72811N	
DIL-14/1C	R1	N	V+	N	E+2	E-2	V-2	R2	N	V+2	G	E+1	E-1	V-1				SN52820J	0	SN72820J	
DIL-14/1P	R1	N	V+1	N	E+2	E-2	V-2	R2	N	V+2	G	E+1	E-1	V-1				SN52820J	0	SN72820N	
T05-8/1M	T	E-	E+	V-M	ϕ	R	V+	T*											0	SSS725AJ	
FLP-10/3C	N	T	E-	E+	V-	ϕ	R	V+	T*	N									0	SSS725AL	
DIL-14/1C	N	N	T	E-	E+	V-	N	N	ϕ	R	V+	T*	N	N					SSS725AY	0	SSS725AP
DIL-14/1C	N	N	T	E-	E+	V-	N	N	ϕ	R	V+	T*	N	N						0	SSS725AY
T05-8/1M	T	E-	E+	V-M	ϕ	R	V+	T*											UA725AHM	0	SSS725BJ
FLP-10/3C	N	T	E-	E+	V-	ϕ	R	V+	T*	N									SSS725L	0	SSS725BL
DIL-14/1C	N	N	T	E-	E+	V-	N	N	ϕ	R	V+	T*	N	N					SSS725BY	0	SSS725BP
DIL-14/1C	N	N	T	E-	E+	V-	N	N	ϕ	R	V+	T*	N	N					LM725D	0	SSS725BY
T05-8/1M	T	E-	E+	V-M	ϕ	R	V+	T*											UA725HM	0	SSS725CJ
DIL-14/1C	N	N	T	E-	E+	V-	N	N	ϕ	R	V+	T*	N	N					SSS725CY	0	SSS725CP
DIL-14/1C	N	N	T	E-	E+	V-	N	N	ϕ	R	V+	T*	N	N					LM725J14	0	SSS725CY
T05-8/1M	T	E-	E+	V-M	ϕ	R	V+	T*											UA725HC	0	SSS725EJ
DIL-14/1C	N	N	T	E-	E+	V-	N	N	ϕ	R	V+	T*	N	N					SSS725EY	0	SSS725EP
DIL-14/1C	N	N	T	E-	E+	V-	N	N	ϕ	R	V+	T*	N	N					LM725D	0	SSS725EY
T05-8/1M	T	E-	E+	V-M	ϕ	R	V+	T*											UA725AHM	0	SSS725J
FLP-10/3C	N	T	E-	E+	V-	ϕ	R	V+	T*	N									UA725AHM	0	SSS725L
DIL-14/1C	N	N	T	E-	E+	V-	N	N	ϕ	R	V+	T*	N	N					SSS725Y	0	SSS725P
DIL-14/1C	N	N	T	E-	E+	V-	N	N	ϕ	R	V+	T*	N	N					LM725AJ14	0	SSS725Y
T05-8/1M	T	E-	E+	V-M	T*	R	V+	N											LM741AH	0	SSS741BJ
DIL-14/1C	N	N	T	E-	E+	V-	N	N	T*	R	V+	N	N	N					SSS741BY	0	SSS741BP
DIL-14/1C	N	N	T	E-	E+	V-	N	N	T*	R	V+	N	N	N					LM741AD	0	SSS741BY
T05-8/1M	T	E-	E+	V-M	T*	R	V+	N											LM741EH	0	SSS741CJ
DIL-14/1C	N	N	T	E-	E+	V-	N	N	T*	R	V+	N	N	N					SSS741CY	0	SSS741CP
DIL-14/1C	N	N	T	E-	E+	V-	N	N	T*	R	V+	N	N	N					LM741ED	0	SSS741CY
T05-8/1M	T	E-	E+	V-M	T*	R	V+	N											LM741AH	0	SSS741GJ
DIL-14/1C	N	N	T	E-	E+	V-	N	N	T*	R	V+	N	N	N					SSS741GY	0	SSS741GP

TYPE NUMBER	MFR	APP	COMP	GBP MIN	SLEW RATE MIN	Vs+ MAX	Vs- MAX	T _{OP} MAX	A _{VOL} MIN	V _{IO} MAX	I _B MAX	I _{IO} MAX	P _{TOT} MAX	I _{OUT} MIN	V _{OUT} MIN	V _{ICM} MAX	V _{IDF} MAX	dV _{IO} /dT MAX	P _O MAX	I _O MAX	CM RR MIN	PS RR MIN	R _{IN} MIN
SSS741GY	PRU	GPK	INT	.	.	+22V	-22V	125C	94dB	5MV	100NA	25NA	500MWF	5MA	12V	22V	30V	.	85MW	.	70dB	76dB	1M
SSS741J	PRU	GPK	INT	.	.	+22V	-22V	125C	100dB	2MV	50NA	5NA	500MWF	5MA	12V	22V	30V	.	85MW	.	80dB	80dB	2M
SSS741P	OBS	GPK	INT	.	.	+22V	-22V	125C	100dB	2MV	50NA	5NA	500MWF	5MA	12V	22V	30V	.	85MW	.	80dB	80dB	2M
SSS741Y	PRU	GPK	INT	.	.	+22V	-22V	125C	100dB	2MV	50NA	5NA	500MWF	5MA	12V	22V	30V	.	85MW	.	80dB	80dB	2M
SSS747BK	PRU	DGK	INT	.	.	+22V	-22V	85C	94dB	3MV	50NA	5NA	500MWF	5MA	12V	22V	30V	.	85MW	.	80dB	80dB	2M
SSS747BM	PRU	DGK	INT	.	.	+22V	-22V	85C	94dB	3MV	50NA	5NA	500MWF	5MA	12V	22V	30V	.	85MW	.	80dB	80dB	2M
SSS747BP	OBS	DGK	INT	.	.	+22V	-22V	85C	94dB	3MV	50NA	5NA	500MWF	5MA	12V	22V	30V	.	85MW	.	80dB	80dB	2M
SSS747BY	PRU	DGK	INT	.	.	+22V	-22V	85C	94dB	3MV	50NA	5NA	500MWF	5MA	12V	22V	30V	.	85MW	.	80dB	80dB	2M
SSS747CK	PRU	DGK	INT	.	.	+22V	-22V	70C	94dB	5MV	100NA	25NA	500MWF	5MA	12V	22V	30V	.	85MW	.	70dB	76dB	1M
SSS747CP	OBS	DGK	INT	.	.	+22V	-22V	70C	94dB	5MV	100NA	25NA	500MWF	5MA	12V	22V	30V	.	85MW	.	70dB	76dB	1M
SSS747CY	PRU	DGK	INT	.	.	+22V	-22V	70C	94dB	5MV	100NA	25NA	500MWF	5MA	12V	22V	30V	.	85MW	.	70dB	76dB	1M
SSS747GK	PRU	DGK	INT	.	.	+22V	-22V	125C	94dB	5MV	100NA	25NA	500MWF	5MA	12V	22V	30V	.	85MW	.	70dB	76dB	1M
SSS747GM	PRU	DGK	INT	.	.	+22V	-22V	125C	94dB	5MV	100NA	25NA	500MWF	5MA	12V	22V	30V	.	85MW	.	70dB	76dB	1M
SSS747GP	OBS	DGK	INT	.	.	+22V	-22V	125C	94dB	5MV	100NA	25NA	500MWF	5MA	12V	22V	30V	.	85MW	.	70dB	76dB	1M
SSS747GY	PRU	DGK	INT	.	.	+22V	-22V	125C	94dB	5MV	100NA	25NA	500MWF	5MA	12V	22V	30V	.	85MW	.	70dB	76dB	1M
SSS747K	PRU	DGK	INT	.	.	+22V	-22V	125C	100dB	2MV	80NA	5NA	500MWF	5MA	12V	22V	30V	.	85MW	.	80dB	80dB	2M
SSS747M	PRU	DGK	INT	.	.	+22V	-22V	125C	100dB	2MV	80NA	5NA	500MWF	5MA	12V	22V	30V	.	85MW	.	80dB	80dB	2M
SSS747P	OBS	DGK	INT	.	.	+22V	-22V	125C	100dB	2MV	80NA	5NA	500MWF	5MA	12V	22V	30V	.	85MW	.	80dB	80dB	2M
SSS747Y	PRU	DGK	INT	.	.	+22V	-22V	125C	100dB	2MV	80NA	5NA	500MWF	5MA	12V	22V	30V	.	85MW	.	80dB	80dB	2M
SSS1458	PRU	DGK	INT	.	.	+22V	-22V	70C	94dB	5MV	100NA	25NA	500MWF	5MA	12V	22V	30V	.	85MW	.	70dB	76dB	1M
SSS1458J	PRU	DGK	INT	.	.	+22V	-22V	70C	94dB	5MV	100NA	25NA	500MWF	5MA	12V	22V	30V	.	85MW	.	70dB	76dB	1M
SSS1558J	PRU	DGK	INT	.	.	+22V	-22V	125C	94dB	5MV	100NA	25NA	500MWF	5MA	12V	22V	30V	.	85MW	.	70dB	76dB	1M
SSS1558J	PRU	FET	INT	.	.	+22V	-22V	125C	94dB	5MV	100NA	25NA	500MWF	5MA	12V	22V	30V	.	85MW	.	70dB	76dB	1M
US536T	SJU	GK	EXT	5MHZ	3V/uS	+22V	-22V	85C	94dB	20MV	30Pa	10Pa	500MWF	17MA	10V	22V	30V	150uV/C	350MW	6MA	70dB	76dB	50G
TA7502AM	T.OJ	LNA	EXT	3MHZ	1.5V/uS	+18V	-18V	125C	86dB	5MV	500NA	150NA	300MWF	5MA	12V	10V	6V	20uV/C	150MW	.	70dB	80dB	150K
TA7502BM	T.OJ	GPU	EXT	3MHZ	1.5V/uS	+18V	-18V	75C	86dB	1MV	250NA	70NA	300MWF	5MA	12V	10V	6V	10uV/C	150MW	.	70dB	80dB	150K
TA7502CM	T.OJ	GPU	EXT	3MHZ	1.5V/uS	+18V	-18V	75C	86dB	5MV	250NA	70NA	300MWF	5MA	12V	10V	6V	10uV/C	150MW	.	70dB	80dB	150K
TA7502M	T.OJ	GPU	EXT	3MHZ	1.5V/uS	+18V	-18V	75C	86dB	5MV	500NA	150NA	300MWF	5MA	12V	10V	6V	20uV/C	150MW	.	70dB	80dB	150K
TA7502P	T.OJ	GPU	EXT	3MHZ	1.5V/uS	+18V	-18V	75C	86dB	5MV	250NA	70NA	300MWF	5MA	12V	10V	6V	20uV/C	150MW	.	70dB	80dB	150K
TA7504M	T.OJ	GPK	INT	.	0.2V/uS	+18V	-18V	75C	86dB	5MV	500NA	200NA	500MWF	5MA	12V	18V	30V	50uV/C	85MW	3MA	70dB	76dB	300K
TA7504P	T.OJ	GPK	INT	.	0.2V/uS	+18V	-18V	75C	86dB	5MV	500NA	200NA	500MWF	5MA	12V	18V	30V	50uV/C	85MW	3MA	70dB	76dB	300K
TA7506M	T.OJ	GPU	EXT	.	.	+18V	-18V	75C	88dB	5MV	250NA	50NA	500MWF	5MA	12V	18V	30V	30uV/C	.	3MA	70dB	70dB	500K
TA7506P	T.OJ	GPU	EXT	.	.	+18V	-18V	75C	88dB	5MV	250NA	50NA	500MWF	5MA	12V	18V	30V	30uV/C	.	3MA	70dB	70dB	500K
TAA182	OBS	BDO	EXT	20MHZ	.	+12V	-12V	125C	58dB	20MV	800NA	250NA	600MWH	6MA	3.5V	6V	.	10uV/C	500MW	.	75dB	.	100K
TAA201	OBS	BDO	EXT	.	.	+25V	-24V	75C	32dB	10MV	1.2uA	30NA	200MWF	.	6V	.	.	20uV/C	33MW	3MA	70dB	.	75K
TAA202	OBS	BDO	EXT	.	.	+25V	-14V	125C	32dB	7MV	.	.	200MWF	.	6.5V	.	.	25uV/C	26MW	3MA	70dB	.	300K
TAA243	OBS	GPU	EXT	.	.	+14V	-7V	100C	59dB	15MV	15uA	5uA	200MWF	50UA	5V	1.5V	5V	.	125MW	.	65dB	.	6K
TAA241	OBS	WBA	EXT	3MHZ	.	+14V	-7V	70C	60dB	5MV	7.5uA	2uA	300MWF	3MA	5V	1.5V	5V	20uV/C	120MW	7MA	70dB	70dB	10K
TAA242	OBS	WBA	EXT	3MHZ	.	+14V	-7V	125C	68dB	2MV	5uA	0.5uA	300MWF	3MA	5V	1.5V	5V	10uV/C	120MW	7MA	80dB	74dB	16K
TAA445	OBS	GPU	EXT	.	.	+12V	-8V	125C	56dB	35MV	.	.	100MWF	1MA	5V	.	12V	.	.	.	18dB	.	3M
TAA495	AEW	GPU	EXT	.	.	+9V	-15V	125C	40dB	100MV	20K
TAA522	SIW	GPU	EXT	3MHZ	1.5V/uS	+18V	-18V	125C	88dB	5MV	0.5uA	0.2uA	200MWF	.	12V	10V	5V	.	200MW	.	65dB	74dB	150K
TAA522-709	SIW	GPU	EXT	3MHZ	1.5V/uS	+18V	-18V	125C	88dB	5MV	0.5uA	0.2uA	200MWF	.	12V	10V	5V	.	200MW	.	65dB	74dB	150K
TAA521A	SIW	GPU	EXT	3MHZ	1.5V/uS	+18V	-18V	70C	84dB	7.5MV	1.5uA	0.5uA	200MWF	5MA	12V	10V	5V	.	200MW	.	65dB	74dB	50K
TAA521A-709	SIW	GPU	EXT	3MHZ	1.5V/uS	+18V	-18V	70C	84dB	7.5MV	1.5uA	0.5uA	200MWF	5MA	12V	10V	5V	.	200MW	.	65dB	74dB	50K
TAA521-709	SIW	GPU	EXT	3MHZ	1.5V/uS	+18V	-18V	70C	84dB	7.5MV	1.5uA	0.5uA	200MWF	5MA	12V	10V	5V	.	200MW	.	65dB	74dB	150K
TAA721	SIW	BDO	EXT	40MHZ	.	+8V	-8V	70C	37dB	.	100uA	30uA	180MWF	4MA	2V	.	5V	.	230MW	25MA	75dB	.	3K
TAA722	SIW	BDO	EXT	40MHZ	.	+8V	-8V	125C	37dB	.	80uA	30uA	500MWF	4MA	2V	.	5V	.	230MW	25MA	75dB	.	3K
TAA761	SIW	GPU	EXT	.	3V/uS	+18V	-18V	70C	81dB	6MV	1uA	0.3uA	500MWF	25MA	14V	12V	18V	35uV/C	.	3MA	65dB	74dB	50K
TAA761A	SIW	GPU	EXT	.	3V/uS	+18V	-18V	70C	81dB	6MV	1uA	0.3uA	500MWF	25MA	14V	12V	18V	35uV/C	.	3MA	65dB	74dB	50K
TAA761W	SIW	GPU	EXT	.	3V/uS	+18V	-18V	70C	81dB	6MV	1uA	0.3uA	500MWF	25MA	14V	12V	18V	35uV/C	.	3MA	65dB	74dB	50K
TAA762	SIW	GPU	EXT	.	3V/uS	+18V	-18V	125C	85dB	4MV	0.7uA	0.1uA	500MWF	25MA	14V	12V	18V	25uV/C	.	3MA	70dB	74dB	50K
TAA765	SIW	GPU	EXT	.	3V/uS	+18V	-18V	85C	81dB	6MV	1uA	0.3uA	500MWF	25MA	14V	12V	18V	35uV/C	.	3MA	65dB	74dB	50K
TAA765A	SIW	GPU	EXT	.	3V/uS	+18V	-18V	85C	81dB	6MV	1uA	0.3uA	500MWF	25MA	14V	12V	18V	35uV/C	.	3MA	65dB	74dB	50K
TAA765W	SIW	GPU	EXT	.	3V/uS	+18V	-18V	85C	81dB	6MV	1uA	0.3uA	500MWF	25MA	14V	12V	18V	35uV/C	.	3MA	65dB	74dB	50K
TAA861	SIW	GPU	EXT	.	3V/uS	+10V	-10V	70C	75dB	10MV	1uA	0.3uA	190MWF	25MA	10V	.	10V	35uV/C	.	2MA	60dB	74dB	50K
TAA861A	SIW	GPU	EXT	.	3V/uS	+10V	-10V	70C	75dB	10MV	1uA	0.3uA	190MWF	25MA	10V	.	10V	35uV/C	.	2MA	60dB	74dB	50K
TAA861W	SIW	GPU	EXT	.	3V/uS	+10V	-10V	70C	75dB	10MV	1uA	0.3uA	80MWF	25MA	10V	.	10V	35uV/C	.	2MA	60dB	74dB	50K

For detailed explanations of column heading notations, see App. A.

Also for ready references the more important abbreviations used in the column headings are listed below:

LEFT HAND PAGE

APP = application
(codes at APP.E.)

CMRR = common mode rejection ratio

CMP = compensation (frequency)

dV_{io}/dT = input offset voltage temperature drift

GBP = gain bandwidth product

I_b = input bias current

I_{io} = input bias offset current

I_o = quiescent supply current

MFR = manufacturer (codes at App.C.)

P_o = quiescent power consumer

PSRR = power supply rejection ratio

V_{icm} = common mode input voltage rating

V_{iof} = differential input voltage rating

V_{io} = input offset voltage

V_s = dc supply voltage

RIGHT HAND PAGE

Lead out coding summary (details at APP.G.) for different cases (APP.F.)

A = gain adjust

B = bias adjust

C = case

E- = inverting input

E+ = non-inverting input

F,F* = input frequency compensation

G = ground

J = high level input

K = output, open collector

L = output, open emitter

M = metal case

N = not connected

O = special terminal

R,R* = outputs

S = strobe

T,T* = offset balance

V+ = +ve dc supply

V- = -ve dc supply

W = guard ring

X = blank position, no lead

++ = +ve supplementary dc supply

-- = -ve supplementary dc supply

⚡,⚡* = output frequency compensation

CASE (APP. F)	LD 1	LD 2	LD 3	LD 4	LD 5	LD 6	LD 7	LD 8	LD 9	LD 10	LD 11	LD 12	LD 13	LD 14	LD 15	LD 16	EUROPE SUBSTITUTE	USA SUBSTITUTE	ISS	TYPE NUMBER
DIL-14/1C	N	N	T	E-	E+	V-	N	N	T*	R	V+	N	N	N			LM741AD	UA741ADM	O	SSS741GY
T05-8/1M	T	E-	E+	V-M	T*	R	V+	N				RM4131T	O	SSS741J
DIL-14/1C	N	N	T	E-	E+	V-	N	N	T*	R	V+	N	N	N				SSS741Y	O	SSS741P
DIL-14/1C	N	N	T	E-	E+	V-	N	N	T*	R	V+	N	N	N				UA741ADM	O	SSS741Y
T05-10/1M	R1	V+	E-1	E+1	V-	E+2	E-2	V+2	R2	N			TBC0747	UA747AHM	O	SSS747BK
FLP-14/3G	E-1	E+1	T1	V-	T2	E+2	E-2	T*2	V+2	R2	N	R1	V+1	T*1				SSS747M	O	SSS747BM
DIL-14/1C	E-1	E+1	T1	V-	T2	E-2	E+2	T*2	V+2	R2	N	R1	V+1	T*1				SSS747BY	O	SSS747BP
DIL-14/1C	E-1	E+1	T1	V-	T2	E-2	E+2	T*2	V+2	R2	N	R1	V+1	T*1				UA747ADM	O	SSS747BY
T05-10/1M	R1	V+	E-1	E+1	V-	E+2	E-2	V+2	R2	N			SFC2747M	UA747HM	O	SS747CK
DIL-14/1C	E-1	E+1	T1	V-	T2	E-2	E+2	T*2	V+2	R2	N	R1	V+1	T*1				SSS747CY	O	SSS747CP
DIL-14/1C	E-1	E+1	T1	V-	T2	E-2	E+2	T*2	V+2	R2	N	R1	V+1	T*1			LM747AD	UA747DM	O	SSS747CY
T05-10/1M	R1	V+	E-1	E+1	V-	E+2	E-2	V+2	R2	N			TBC0747	UA747AHM	O	SSS747GK
FLP-14/3G	E-1	E+1	T1	V-	T2	E+2	E-2	T*2	V+2	R2	N	R1	V+1	T*1				LM747F	O	SSS747GM
DIL-14/1C	E-1	E+1	T1	V-	T2	E-2	E+2	T*2	V+2	R2	N	R1	V+1	T*1				SSS747GY	O	SSS747GP
DIL-14/1C	E-1	E+1	T1	V-	T2	E-2	E+2	T*2	V+2	R2	N	R1	V+1	T*1			LM747AD	UA747ADM	O	SSS747GY
T05-10/1M	R1	V+	E-1	E+1	V-	E+2	E-2	V+2	R2	N					O	SSS747K
FLP-14/3G	E-1	E+1	T1	V-	T2	E+2	E-2	T*2	V+2	R2	N	R1	V+1	T*1					O	SSS747M
DIL-14/1C	E-1	E+1	T1	V-	T2	E-2	E+2	T*2	V+2	R2	N	R1	V+1	T*1				SSS747Y	O	SSS747P
DIL-14/1C	E-1	E+1	T1	V-	T2	E-2	E+2	T*2	V+2	R2	N	R1	V+1	T*1					O	SSS747Y
T05-8/1M	R1	E-1	E+1	V-	E+2	E-2	R2	V+			TBC1458	MC1558G	O	SSS1458
T05-8/1M	R1	E-1	E+1	V-	E+2	E-2	R2	V+			TBC1458	MC1558G	O	SSS1458J
T05-8/1M	R1	E-1	E+1	V-	E+2	E-2	R2	V+				MC1558G	O	SSS1558
T05-8/1M	R1	E-1	E+1	V-	E+2	E-2	R2	V+				MC1558G	O	SSS1558J
T05-8/1M	T	E-	E+	V-	T*	R	V+	F*				UA740HM	O	SU536T
T05-8/1M	F	E-	E+	V-M	⚡	⚡*	R	V+	F*			MC1709AG	UA709AHM	O	TA7502AM
T05-8/1M	F	E-	E+	V-M	⚡	⚡*	R	V+	F*			MC1709AG	UA709AHM	O	TA7502BM
T05-8/1M	F	E-	E+	V-M	⚡	⚡*	R	V+	F*			MC1709AG	UA709AHM	O	TA7502CM
T05-8/1M	F	E-	E+	V-M	⚡	⚡*	R	V+	F*			LM709H	UA709HM	O	TA7502M
DIL-8/1P	F	E-	E+	V-	⚡	⚡*	R	V+	F*				SN52709AJP	O	TA7502P
T05-8/1M	T	E-	E+	V-M	T*	R	V+	N			TBA222	UA741HC	O	TA7504M
DIL-8/1P	T	E-	E+	V-	T*	R	V+	N			TBA221B	UA741TC	O	TA7504P
SIL-7/1P	T	E-	E+	V-	T*	R	V+	N					O	TA7504S
T05-8/1M	FT	E-	E+	V-M	T*	R	V+	F*			SFC2301A	LM301AH	O	TA7506M
DIL-8/1P	FT	E-	E+	V-	T*	R	V+	F*			SFC2301ADC	LM301AJ	O	TA7506P
FLP-14/1G	V+	E-	F	F*	E+	V-	R	V+	R-	R+					O	TAA182
T05-8/1M	E-	G	V-	E+	R*	N	V+	R					O	TAA201
FLP-14/1G	E-	G	N	N	V-	N	E+	R*	N	N	V+	N	N	R					O	TAA202
T05-8/1M	G	E-	E+	V-	⚡	⚡*	R	V+	F*					O	TAA243
T05-8/1M	G	E-	E+	V-M	F	⚡	R	V+	F*			SN52702L	UA702HM	O	TAA241
T05-8/1M	G	E-	E+	V-M	F	⚡	R	V+	F*			SN52702AL	UA702HM	O	TAA242
FLP-10/3G	V+	X	G	X	E+	V-	X	E-	X	K					O	TAA445
FLP-6/2P	V+	B	E+	V-	E-	K					O	TAA495
T05-8/1M	F	E-	E+	V-M	⚡	⚡*	R	V+	F*			LM709H	UA709HM	O	TAA522
T05-8/1M	F	E-	E+	V-M	⚡	⚡*	R	V+	F*			LM709H	UA709HM	O	TAA522-709
DIL-14/1P	N	N	F	E-	E+	V-	N	N	⚡	R	V+	F*	N	N			LM709CJ	UA709DC	O	TAA521A
DIL-14/1P	N	N	F	E-	E+	V-	N	N	⚡	R	V+	F*	N	N					O	TAA521A-709
T05-8/1M	F	E-	E+	V-M	⚡	⚡*	R	V+	F*			LM709CH	UA709HC	O	TAA521
T05-8/1M	F	E-	E+	V-M	⚡	⚡*	R	V+	F*			LM709CH	UA709HC	O	TAA521-709
T05-8/1M	E	V+	E*	N	R*	G	R	V-				TAA722	O	TAA721
T05-8/1M	E	V+	E*	N	R*	G	R	V-					O	TAA722
T05-8/4M	X	V+	E+	E-	X	V-	K	⚡			TAA762	SFC2761C	O	TAA761
DIL-6/1P	V+	E+	E-	V-	K	⚡				SFC2761DC	O	TAA761A
FLP-6/2P	V+	E+	E-	V-	K	⚡					O	TAA761W
T05-8/4M	X	V+	E+	E-	X	V-	K	⚡				SFC2761M	O	TAA762
T05-8/4M	X	V+	E+	E-	X	V-	K	⚡				SFC2761T	O	TAA765
DIL-6/1P	V+	E+	E-	V-	K	⚡				SFC2761DT	O	TAA765A
FLP-6/2P	V+	E+	E-	V-	K	⚡					O	TAA765W
T05-8/4M	X	V+	E+	E-	X	V-	K	⚡				TAA865	O	TAA861
DIL-6/1P	V+	E+	E-	V-	K	⚡				TAA865A	O	TAA861A
FLP-6/2P	V+	E+	E-	V-	K	⚡				TAA865W	O	TAA861W

TYPE NUMBER	MFR	APP	COMP	GBP MIN	SLEW RATE MIN	V _{S+} MAX	V _{S-} MAX	T _{OP} MAX	A _{VOL} MIN	V _{IO} MAX	I _B MAX	I _{IO} MAX	P _{TOT} MAX	I _{OUT} MIN	V _{OUT} MIN	V _{ICM} MAX	V _{IDF} MAX	dV _{IO} /dT MAX	P _O MAX	I _O MAX	CM RR MIN	PS RR MIN	R _{IN} MIN	
TAA862	SIW	GPU	EXT	.	3V/US	+10V	-10V	125C	85dB	4MV	0.7uA	0.1uA	190MWF	25MA	10V	.	10V	25uV/C	.	2MA	70dB	74dB	50K	
TAA862F	SIW	GPU	EXT	.	3V/US	+10V	-10V	125C	85dB	4MV	0.7uA	0.1uA	190MWF	25MA	10V	.	10V	25uV/C	.	2MA	70dB	74dB	50K	
TAA865	SIW	GPU	EXT	.	3V/US	+10V	-10V	85C	75dB	10MV	1uA	0.3uA	190MWF	25MA	10V	.	10V	35uV/C	.	2MA	60dB	74dB	50K	
TAA865A	SIW	GPU	EXT	.	3V/US	+10V	-10V	85C	75dB	10MV	1uA	0.3uA	190MWF	25MA	10V	.	10V	35uV/C	.	2MA	60dB	74dB	50K	
TAA865W	SIW	GPU	EXT	.	3V/US	+10V	-10V	85C	75dB	10MV	1uA	0.3uA	80MWF	25MA	10V	.	10V	35uV/C	.	2MA	60dB	74dB	50K	
TAA2761	SIW	DGK	INT	.	.	+15V	-15V	70C	80dB	6MV	1uA	0.3uA	240MWF	25MA	14V	12V	15V	40uV/C	.	2MA	65dB	80dB	100K	
TAA2761A	SIW	DGK	INT	.	.	+15V	-15V	70C	80dB	6MV	1uA	0.3uA	320MWF	25MA	14V	12V	15V	40uV/C	.	2MA	65dB	80dB	100K	
TAA2762	SIW	DGK	INT	.	.	+15V	-15V	125C	85dB	4MV	0.7uA	0.1uA	510MWF	25MA	14V	12V	15V	25uV/C	.	2MA	70dB	80dB	100K	
TAA2765	SIW	DGK	INT	.	.	+15V	-15V	85C	80dB	6MV	1uA	0.3uA	310MWF	25MA	14V	12V	15V	40uV/C	.	2MA	65dB	80dB	100K	
TAA2765A	SIW	DGK	INT	.	.	+15V	-15V	85C	80dB	6MV	1uA	0.3uA	320MWF	25MA	14V	12V	15V	40uV/C	.	2MA	65dB	80dB	100K	
TAA4761A	SIW	QGK	INT	.	.	+15V	-15V	70C	80dB	6MV	1uA	0.3uA	300MWF	25MA	14V	.	15V	30uV/C	.	3MA	65dB	74dB	100K	
TAA4765A	SIW	QGS	INT	.	.	+15V	-15V	85C	80dB	6MV	1uA	0.3uA	430MWF	25MA	14V	.	15V	30uV/C	.	3MA	65dB	74dB	100K	
TBA221	SIW	GPK	INT	.	0.2V/US	+18V	-18V	70C	86dB	6MV	500NA	200NA	237MWF	5MA	12V	15V	30V	.	85MW	3MA	70dB	76dB	300K	
TBA221-741	SIW	GPK	INT	.	0.2V/US	+18V	-18V	70C	86dB	6MV	500NA	200NA	237MWF	5MA	12V	15V	30V	.	85MW	3MA	70dB	76dB	300K	
TBA221A	SIW	GPK	INT	.	0.2V/US	+18V	-18V	70C	86dB	6MV	500NA	200NA	375MWF	5MA	12V	15V	30V	.	85MW	3MA	70dB	76dB	300K	
TBA221A-741	SIW	GPK	INT	.	0.2V/US	+18V	-18V	70C	86dB	6MV	500NA	200NA	375MWF	5MA	12V	15V	30V	.	85MW	3MA	70dB	76dB	300K	
TBA221B	SIW	GPK	INT	.	0.2V/US	+18V	-18V	70C	86dB	6MV	500NA	200NA	320MWF	5MA	12V	15V	30V	.	85MW	3MA	70dB	76dB	300K	
TBA221B-741	SIW	GPK	INT	.	0.2V/US	+18V	-18V	70C	86dB	6MV	500NA	200NA	320MWF	5MA	12V	15V	30V	.	85MW	3MA	70dB	76dB	300K	
TBA221D	MUG	GPK	INT	.	0.2V/US	+18V	-18V	70C	86dB	6MV	500NA	200NA	225MWF	5MA	12V	15V	30V	.	85MW	3MA	70dB	76dB	300K	
TBA221G	SIW	GPK	INT	.	0.2V/US	+18V	-18V	70C	86dB	6MV	500NA	200NA	225MWF	5MA	12V	15V	30V	.	85MW	3MA	70dB	76dB	300K	
TBA221G-741	SIW	GPK	INT	.	0.2V/US	+18V	-18V	70C	86dB	6MV	500NA	200NA	225MWF	5MA	12V	15V	30V	.	85MW	3MA	70dB	76dB	300K	
TBA221N	SIW	LNA	INT	.	0.2V/US	+18V	-18V	70C	86dB	6MV	500NA	200NA	225MWF	5MA	12V	15V	30V	.	85MW	3MA	70dB	76dB	300K	
TBA221W	SIW	GPK	INT	.	0.2V/US	+18V	-18V	70C	86dB	6MV	500NA	200NA	225MWF	5MA	12V	15V	30V	.	85MW	3MA	70dB	76dB	300K	
TBA221W-741	SIW	GPK	INT	.	0.2V/US	+18V	-18V	70C	86dB	6MV	500NA	200NA	225MWF	5MA	12V	15V	30V	.	85MW	3MA	70dB	76dB	300K	
TBA222	SIW	GPK	INT	.	0.3V/US	+22V	-22V	125C	94dB	5MV	350NA	100NA	520MWF	6MA	13V	15V	30V	15uV/C	.	85MW	3MA	80dB	76dB	300K
TBA222-741	SIW	GPK	INT	.	0.3V/US	+22V	-22V	125C	94dB	5MV	350NA	100NA	520MWF	6MA	13V	15V	30V	15uV/C	.	85MW	3MA	80dB	76dB	300K
TBA222Q1	SIW	LNA	INT	.	0.3V/US	+22V	-22V	125C	94dB	5MV	350NA	100NA	520MWF	6MA	13V	15V	30V	15uV/C	.	85MW	3MA	80dB	76dB	300K
TBA222Q1-741	SIW	LNA	INT	.	0.3V/US	+22V	-22V	125C	94dB	5MV	350NA	100NA	520MWF	6MA	13V	15V	30V	15uV/C	.	85MW	3MA	80dB	76dB	300K
TBA222Q2	SIW	LNA	INT	.	0.3V/US	+22V	-22V	125C	94dB	5MV	350NA	100NA	520MWF	6MA	13V	15V	30V	15uV/C	.	85MW	3MA	80dB	76dB	300K
TBA222Q2-741	SIW	LNA	INT	.	0.3V/US	+22V	-22V	125C	94dB	5MV	350NA	100NA	520MWF	6MA	13V	15V	30V	15uV/C	.	85MW	3MA	80dB	76dB	300K
TBA222S1	SIW	LNA	INT	.	0.3V/US	+22V	-22V	125C	94dB	5MV	350NA	100NA	520MWF	6MA	13V	15V	30V	15uV/C	.	85MW	3MA	80dB	76dB	300K
TBA222S1-741	SIW	GPK	INT	.	0.3V/US	+22V	-22V	125C	94dB	5MV	350NA	100NA	520MWF	6MA	13V	15V	30V	15uV/C	.	85MW	3MA	80dB	76dB	300K
TBA231	SGI	DLN	EXT	.	.	+18V	-18V	70C	76dB	6MV	2uA	1uA	500MWF	2MA	12V	15V	5V	.	420MW	14MA	70dB	74dB	37K	
TB80747	THF	DGK	INT	.	0.2V/US	+18V	-18V	70C	86dB	6MV	500NA	200NA	237MWF	5MA	12V	15V	30V	15uV/C	.	85MW	3MA	70dB	76dB	300K
TB80747-747	SIW	DGK	INT	.	0.2V/US	+18V	-18V	70C	86dB	6MV	500NA	200NA	237MWF	5MA	12V	15V	30V	15uV/C	.	85MW	3MA	70dB	76dB	300K
TB80747A	SIW	DGK	INT	.	0.2V/US	+18V	-18V	70C	86dB	6MV	500NA	200NA	410MWF	5MA	12V	15V	30V	15uV/C	.	85MW	3MA	70dB	76dB	300K
TB80747A-747	SIW	DGK	INT	.	0.2V/US	+18V	-18V	70C	86dB	6MV	500NA	200NA	237MWF	5MA	12V	15V	30V	15uV/C	.	85MW	3MA	70dB	76dB	300K
TB80748	SIW	GPU	EXT	.	.25V/US	+18V	-18V	70C	86dB	6MV	500NA	200NA	525MWF	5MA	12V	15V	30V	.	85MW	3MA	70dB	76dB	300K	
TB80748-748	SIW	GPU	EXT	.	.25V/US	+18V	-18V	70C	86dB	6MV	500NA	200NA	525MWF	5MA	12V	15V	30V	.	85MW	3MA	70dB	76dB	300K	
TB80748B	SIW	GPU	EXT	.	.25V/US	+18V	-18V	70C	86dB	6MV	500NA	200NA	410MWF	5MA	12V	15V	30V	.	85MW	3MA	70dB	76dB	300K	
TB80748B-748	SIW	GPU	EXT	.	.25V/US	+18V	-18V	70C	86dB	6MV	500NA	200NA	410MWF	5MA	12V	15V	30V	.	85MW	3MA	70dB	76dB	300K	
TBB1458	SIW	DGK	INT	.5MHZ	0.3V/US	+18V	-18V	70C	86dB	6MV	500NA	200NA	237MWF	5MA	12V	15V	30V	.	125MW	6MA	70dB	76dB	300K	
TBB1458-1458	SIW	DGK	INT	.5MHZ	0.3V/US	+18V	-18V	70C	86dB	6MV	500NA	200NA	237MWF	5MA	12V	15V	30V	.	125MW	6MA	70dB	76dB	300K	
TBB1458B	SIW	DGK	INT	.5MHZ	0.3V/US	+18V	-18V	70C	86dB	6MV	500NA	200NA	320MWF	5MA	12V	15V	30V	.	125MW	6MA	70dB	76dB	300K	
TBB1458B1458	SIW	DGK	INT	.5MHZ	0.3V/US	+18V	-18V	70C	86dB	6MV	500NA	200NA	320MWF	5MA	12V	15V	30V	.	125MW	6MA	70dB	76dB	300K	
TBB2331	SIW	DGK	INT	.	3V/US	+15V	-15V	70C	75dB	15MV	50NA	20NA	235MWF	24MA	15V	13V	15V	50uV/C	.	2MA	65dB	80dB	1M	
TBB2331B	SIW	DGK	INT	.	3V/US	+15V	-15V	70C	75dB	15MV	50NA	20NA	320MWF	24MA	15V	13V	15V	50uV/C	.	2MA	65dB	80dB	1M	
TBB4331A	SIW	QGK	INT	.	.	+15V	-15V	70C	70dB	15MV	50NA	20NA	300MWF	25MA	14V	.	13V	50uV/C	.	3MA	65dB	80dB	1M	
TBC0747	SIW	DGK	INT	.	0.2V/US	+22V	-22V	125C	94dB	4MV	350NA	100NA	526MWF	5MA	12V	15V	30V	15uV/C	.	85MW	3MA	80dB	76dB	300K
TBC0747-747	SIW	DGK	INT	.	0.2V/US	+22V	-22V	125C	94dB	4MV	350NA	100NA	526MWF	5MA	12V	15V	30V	15uV/C	.	85MW	3MA	80dB	76dB	300K
TBC0748	SIW	GPU	EXT	.	.25V/US	+22V	-22V	125C	94dB	4MV	350NA	100NA	525MWF	5MA	12V	15V	30V	15uV/C	.	85MW	3MA	80dB	80dB	300K
TBC0748-748	SIW	GPU	EXT	.	.25V/US	+22V	-22V	125C	94dB	4MV	350NA	100NA	525MWF	5MA	12V	15V	30V	15uV/C	.	85MW	3MA	80dB	80dB	300K
TBC1458	SIW	DGK	INT	.5MHZ	0.3V/US	+22V	-22V	125C	94dB	4MV	350NA	100NA	525MWF	5MA	12V	15V	30V	.	150MW	6MA	80dB	76dB	300K	
TBC1458-1558	SIW	DGK	INT	.5MHZ	0.3V/US	+22V	-22V	125C	94dB	4MV	350NA	100NA	525MWF	5MA	12V	15V	30V	.	150MW	6MA	80dB	76dB	300K	
TBC2332	SIW	DGK	INT	.	3V/US	+15V	-15V</																	

For detailed explanations of column heading notations, see App. A.

Also for ready references the more important abbreviations used in the column headings are listed below:

LEFT HAND PAGE

APP = application (codes at APP.E.)

CMRR = common mode rejection ratio

CMP = compensation (frequency)

dV_{IO}/dT = input offset voltage temperature drift

GBP = gain bandwidth product

I_B = input bias current

I_{IO} = input bias offset current

I_Q = quiescent supply current

MFR = manufacturer (codes at App.C.)

P_Q = quiescent power consumer

PSRR = power supply rejection ratio

V_{ICM} = common mode input voltage rating

V_{IOF} = differential input voltage rating

V_{IO} = input offset voltage

V_S = dc supply voltage

RIGHT HAND PAGE

Lead out coding summary (details at APP.G.) for different cases (APP.F.)

A = gain adjust

B = bias adjust

C = case

E- = inverting input

E+ = non-inverting input

F,F* = input frequency compensation

G = ground

J = high level input

K = output, open collector

L = output, open emitter

M = metal case

N = not connected

Q = special terminal

R,R* = outputs

S = strobe

T,T* = offset balance

V+ = +ve dc supply

V- = -ve dc supply

W = guard ring

X = blank position, no lead

++ = +ve supplementary dc supply

-- = -ve supplementary dc supply

#, #* = output frequency compensation

CASE (APP.F)	LD 1	LD 2	LD 3	LD 4	LD 5	LD 6	LD 7	LD 8	LD 9	LD 10	LD 11	LD 12	LD 13	LD 14	LD 15	LD 16	EUROPE SUBSTITUTION	USA SUBSTITUTION	S	TYPE NUMBER
T05-8/4M	X	V+	E+	E-	X	V-	K	Ø	0	TAA862
FLP-10/3P	V+	N	E+	N	E-	V-	N	K	N	Ø	0	TAA862F
T05-8/4M	X	V+	E+	E-	X	V-	K	Ø	TAA862	0	TAA865
DIL-6/1P	V+	E+	E-	V-	K	Ø	0	TAA865A
FLP-6/2P	V+	E+	E-	V-	K	Ø	0	TAA865W
T05-8/1M	E+1	E-1	V+	E-2	E+2	R2	V-	R1	TAA2765	0	TAA2761
DIL-8/1P	E+1	E-1	V+	E-2	E+2	R2	V-	R1	TAA2765A	0	TAA2761A
T05-8/1M	E+1	E-1	V+	E-2	E+2	R2	V-	R1	0	TAA2762
T05-8/1M	E+1	E-1	V+	E-2	E+2	R2	V-	R1	TAA2762	0	TAA2765
DIL-8/1P	E+1	E-1	V+	E-2	E+2	R2	V-	R1	0	TAA2765A
DIL-14/1C	V-	R3	E+3	E-3	E-4	E+4	R4	R1	E+1	E-1	V+	E-2	E+2	R2	.	.	.	TAA4765A	0	TAA4761A
DIL-14/1C	V-	R3	E+3	E-3	E-4	E+4	R4	R1	E+1	E-1	V+	E-2	E+2	R2	0	TAA4765A
T05-8/1M	T	E-	E+	V-M	T*	R	V+	N	LM741CH	UA741HC	0	TBA221
T05-8/1M	T	E-	E+	V-M	T*	R	V+	N	LM741CH	UA741HC	0	TBA221-741
DIL-14/1P	N	N	T	E-	E+	V-	N	N	T*	R	V+	N	N	N	.	.	LM741CO	UA741DC	0	TBA221A
DIL-14/1P	N	N	T	E-	E+	V-	N	N	T*	R	V+	N	N	N	.	.	LM741CO	UA741DC	0	TBA221A-741
DIL-8/1P	T	E-	E+	V-	T*	R	V+	N	LM741CJ	UA741TC	0	TBA221B
DIL-8/1P	T	E-	E+	V-	T*	R	V+	N	LM741CJ	UA741TC	0	TBA221B-741
MDL-8/2P	T	E-	E+	V-	T*	R	V+	N	TBA221G	0	TBA221D
MDL-8/2P	T	E-	E+	V-	T*	R	N	V+	0	TBA221G
MDL-8/2P	T	E-	E+	V-	T*	R	N	V+	0	TBA221G-741
FLP-8/2P	T	E-	E+	V-	T*	R	N	V+	0	TBA221N
FLP-8/2P	T	E-	E+	V-	T*	R	N	V+	0	TBA221W
FLP-8/2P	T	E-	E+	V-	T*	R	N	V+	0	TBA221W-741
T05-8/1M	T	E-	E+	V-M	T*	R	V+	N	LM741H	UA741HM	0	TBA222
T05-8/1M	T	E-	E+	V-M	T*	R	V+	N	LM741H	UA741HM	0	TBA222-741
T05-8/1M	T	E-	E+	V-M	T*	R	V+	N	ICL741LNTY	0	TBA22201
T05-8/1M	T	E-	E+	V-M	T*	R	V+	N	ICL741LNTY	0	TBA22201-741
T05-8/1M	T	E-	E+	V-M	T*	R	V+	N	ICL741LNTY	0	TBA22202
T05-8/1M	T	E-	E+	V-M	T*	R	V+	N	ICL741LNTY	0	TBA22202-741
T05-8/1M	T	E-	E+	V-M	T*	R	V+	N	ICL741LNTY	0	TBA22251
T05-8/1M	T	E-	E+	V-M	T*	R	V+	N	ICL741LNTY	0	TBA22251-741
DIL-14/1P	R1	Ø1	F1	F*1	E+1	E-1	V-	E-2	E+2	F2	F*2	Ø2	R2	V+	.	.	RC47390B	UA7390C	0	TBA231
T05-10/1M	R1	V+	E-1	E+1	V-	E+2	E-2	V+	R2	N	SN72747L	UA747HC	0	TBB0747
T05-10/1M	R1	V+	E-1	E+1	V-	E+2	E-2	V+	R2	N	SN72747L	UA747HC	0	TBB0747-747
DIL-14/1C	E-1	E+1	T1	V-	T2	E+2	E-2	T*2	V+	R2	N	R1	V+	T*1	.	.	SN72747N	UA747DC	0	TBB0747A
DIL-14/1C	E-1	E+1	T1	V-	T2	E+2	E-2	T*2	V+	R2	N	R1	V+	T*1	.	.	SN72747L	UA747HC	0	TBB0747A-747
T05-8/1M	T	E-	E+	V-M	T*	R	V+	F*	SN72748L	UA748HC	0	TBB0748
T05-8/1M	T	E-	E+	V-M	T*	R	V+	F*	SN72748L	UA748HC	0	TBB0748-748
DIL-8/1P	T	E-	E+	V-	T*	R	V+	F*	SN72748P	UA748TC	0	TBB0748B
DIL-8/1P	T	E-	E+	V-	T*	R	V+	F*	SN72748L	UA748HC	0	TBB0748B-748
T05-8/1M	R1	E-1	E+1	V-	E+2	E-2	R2	V+	LM1458H	MC1458G	0	TBB1458
T05-8/1M	R1	E-1	E+1	V-	E+2	E-2	R2	V+	LM1458H	MC1458G	0	TBB1458-1458
DIL-8/1P	R1	E-1	E+1	V-	E+2	E-2	R2	V+	LM1458J	MC1458B	0	TBB1458B
DIL-8/1P	R1	E-1	E+1	V-	E+2	E-2	R2	V+	LM1458J	MC1458B	0	TBB1458B1458
T05-8/1M	E+1	E-1	V+	E-2	E+2	R2	V-	R1	TBE2335	0	TBB2331
DIL-8/1P	E+1	E-1	V+	E-2	E+2	R2	V-	R1	TBE2335B	0	TBB2331B
DIL-14/1P	V-	R3	E+3	E-3	E-4	E+4	R4	R1	E+1	E-1	V+	E-2	E+2	R2	.	.	.	TBE4335A	0	TBB4331A
T05-10/1M	R1	V+	E-1	E+1	V-	E+2	E-2	V+	R2	N	SFC2747KM	UA747HM	0	TBC0747
T05-10/1M	R1	V+	E-1	E+1	V-	E+2	E-2	V+	R2	N	SFC2747KM	UA747HM	0	TBC0747-747
T05-8/1M	T	E-	E+	V-M	T*	R	V+	F*	SN52748L	UA748HM	0	TBC0748
T05-8/1M	T	E-	E+	V-M	T*	R	V+	F*	SN52748L	UA748HM	0	TBC0748-748
T05-8/1M	R1	E-1	E+1	V-	E+2	E-2	R2	V+	LM1558H	MC1558G	0	TBC1458
T05-8/1M	R1	E-1	E+1	V-	E+2	E-2	R2	V+	LM1558H	MC1558G	0	TBC1458-1558
T05-8/1M	E+1	E-1	V+	E-2	E+2	R2	V-	R1	0	TBB2332
T05-8/1M	E+1	E-1	V+	E-2	E+2	R2	V-	R1	TBC2332	0	FBE2335
DIL8/1P	E+1	E-1	V+	E-2	E+2	R2	V-	R1	0	TBB2335B
DIL-14/1P	V-	R3	E+3	E-3	E-4	E+4	R4	R1	E+1	E-1	V+	E-2	E+2	R2	0	FBE4335A
DIL-16/1P	E-1	E+1	B	E+2	E-2	V+	E+3	E-3	N	F3	R3	F2	Ø2	R1	F1	V-	.	.	0	TCA220B
DIL-16/1P	E-1	E+1	B	E+2	E-2	V+	E+3	E-3	N	F3	R3	F2	Ø2	R1	F1	V-	.	.	0	TCA220B(16)

TYPE NUMBER	MFR	APP	COMP	GBP MIN	SLEW RATE MIN	Vs+ MAX	Vs- MAX	T _{OP} MAX	A _{VOL} MIN	V _{IO} MAX	I _B MAX	I _O MAX	Prot MAX	I _{OUT} MIN	V _{OUT} MIN	V _{ICM} MAX	V _{IDF} MAX	dV _{IO} /dT MAX	P _O MAX	I _O MAX	CM RR MIN	PS RR MIN	R _{IN} MIN	
TCA250	ITG	DLN	EXT	.	.	+12V	-12V	60C	72dB	10MV	5uA	1uA	670MMF	4MA	4V	.	5V	.	420MW	14MA	70dB	70dB	25K	
TCA311	SIW	HIR	EXT	.	3V/uS	+15V	-15V	70C	75dB	20MV	50NA	25NA	235MMF	24MA	15V	13V	15V	50V/C	.	3MA	60dB	74dB	1M	
TCA311A	SIW	HIR	EXT	.	3V/uS	+15V	-15V	70C	75dB	20MV	50NA	25NA	320MMF	24MA	15V	13V	15V	50V/C	.	3MA	60dB	74dB	1M	
TCA311W	SIW	HIR	EXT	.	3V/uS	+15V	-15V	70C	75dB	20MV	50NA	25NA	225MMF	24MA	15V	13V	15V	50V/C	.	3MA	60dB	74dB	1M	
TCA312	SIW	HIR	EXT	.	3V/uS	+15V	-15V	125C	80dB	14MV	30NA	15NA	525MMF	24MA	15V	13V	15V	50V/C	.	3MA	65dB	74dB	1M	
TCA315	SIW	HIR	EXT	.	3V/uS	+15V	-15V	85C	75dB	20MV	50NA	25NA	315MMF	24MA	15V	13V	15V	50V/C	.	3MA	60dB	74dB	1M	
TCA315A	SIW	HIR	EXT	.	3V/uS	+15V	-15V	85C	75dB	20MV	50NA	25NA	425MMF	24MA	15V	13V	15V	50V/C	.	3MA	60dB	74dB	1M	
TCA315W	SIW	HIR	EXT	.	3V/uS	+15V	-15V	85C	75dB	20MV	50NA	20NA	300MMF	24MA	15V	13V	15V	50V/C	.	3MA	60dB	74dB	1M	
TCA321	SIW	HCO	EXT	.	3V/uS	+15V	-15V	70C	75dB	7.5MV	1uA	0.3uA	235MMF	25MA	15V	13V	15V	50V/C	.	3MA	60dB	74dB	50K	
TCA321A	SIW	HCO	EXT	.	3V/uS	+15V	-15V	70C	75dB	7.5MV	1uA	0.3uA	320MMF	25MA	15V	13V	15V	50V/C	.	3MA	60dB	74dB	50K	
TCA321W	SIW	HCO	EXT	.	3V/uS	+15V	-15V	70C	75dB	7.5MV	1uA	0.3uA	225MMF	25MA	15V	13V	15V	50V/C	.	3MA	60dB	74dB	50K	
TCA322	SIW	HCO	EXT	.	3V/uS	+15V	-15V	125C	80dB	5MV	0.7uA	0.1uA	525MMF	25MA	15V	13V	15V	30V/C	.	3MA	65dB	74dB	50K	
TCA325	SIW	HCO	EXT	.	3V/uS	+15V	-15V	85C	75dB	7.5MV	1uA	0.3uA	315MMF	25MA	15V	13V	15V	50V/C	.	3MA	60dB	74dB	50K	
TCA325A	SIW	HCO	EXT	.	3V/uS	+15V	-15V	85C	75dB	7.5MV	1uA	0.3uA	425MMF	25MA	15V	13V	15V	50V/C	.	3MA	60dB	74dB	50K	
TCA325W	SIW	HCO	EXT	.	3V/uS	+15V	-15V	85C	75dB	7.5MV	1uA	0.3uA	300MMF	25MA	15V	13V	15V	50V/C	.	3MA	60dB	74dB	50K	
TCA331	SIW	HIR	EXT	.	3V/uS	+15V	-15V	70C	75dB	20MV	50NA	25NA	235MMF	25MA	14V	13V	15V	50V/C	.	3MA	60dB	74dB	1M	
TCA331A	SIW	HIR	EXT	.	3V/uS	+15V	-15V	70C	75dB	20MV	50NA	25NA	320MMF	25MA	14V	13V	15V	50V/C	.	3MA	60dB	74dB	1M	
TCA331W	SIW	HIR	EXT	.	3V/uS	+15V	-15V	70C	75dB	20MV	50NA	25NA	225MMF	25MA	14V	13V	15V	50V/C	.	3MA	60dB	74dB	1M	
TCA332	SIW	HIR	EXT	.	3V/uS	+15V	-15V	125C	80dB	14MV	30NA	15NA	525MMF	25MA	14V	13V	15V	50V/C	.	3MA	65dB	74dB	1M	
TCA335	SIW	HIR	EXT	.	3V/uS	+15V	-15V	85C	75dB	20MV	50NA	25NA	315MMF	25MA	14V	13V	15V	50V/C	.	3MA	60dB	74dB	1M	
TCA335A	SIW	HIR	EXT	.	3V/uS	+15V	-15V	85C	75dB	20MV	50NA	25NA	425MMF	25MA	14V	13V	15V	50V/C	.	3MA	60dB	74dB	1M	
TCA335W	SIW	HIR	EXT	.	3V/uS	+15V	-15V	85C	75dB	20MV	50NA	25NA	300MMF	25MA	14V	13V	15V	50V/C	.	3MA	60dB	74dB	1M	
TCA410A	MUG	VFA	INT	.	1V/uS	+18V	-18V	70C	0dB	10MV	1NA	.	200MMF	2MA	13V	15V	.	.	100MW	4MA	.	.	.	
TCA410B	MUG	VFA	T	.	1V/uS	+18V	-18V	70C	0dB	10MV	3NA	.	200MMF	2MA	13V	15V	.	.	100MW	4MA	.	.	.	
TCA410D	MUG	VFA	INT	.	1V/uS	+18V	-18V	70C	0dB	10MV	3NA	.	.	2MA	13V	15V	.	.	100MW	4MA	.	.	.	
TCA410DE	MUG	VFA	INT	.	1V/uS	+18V	-18V	70C	0dB	10MV	1NA	.	200MMF	2MA	13V	15V	.	.	100MW	4MA	.	.	.	
TCA490	MUG	DLN	EXT	.	1V/uS	+18V	-18V	70C	84dB	6MV	1.5uA	750NA	400MMF	2MA	12V	15V	5V	10V/C	330MW	14MA	70dB	70dB	50K	
TCA490A	MUG	DLN	EXT	.	1V/uS	+18V	-18V	70C	84dB	6MV	1.5uA	750NA	400MMF	2MA	12V	15V	5V	10V/C	330MW	14MA	70dB	70dB	50K	
TCA490B	MUG	DLN	EXT	.	1V/uS	+18V	-18V	70C	84dB	6MV	1.5uA	750NA	400MMF	2MA	12V	15V	5V	10V/C	330MW	14MA	70dB	70dB	50K	
TCA490C	MUG	DLN	EXT	.	1V/uS	+18V	-18V	70C	84dB	6MV	1.5uA	750NA	400MMF	2MA	12V	15V	5V	10V/C	330MW	14MA	70dB	70dB	50K	
TCA520B	MUG	GPU	EXT	3MHZ	0.1V/uS	+10V	-10V	70C	84dB	6MV	100NA	30NA	400MMF	12MA	10V	.	6V	.	.	2MA	.	.	.	
TCA520D	MUG	GPU	EXT	3MHZ	0.1V/uS	+10V	-10V	70C	84dB	6MV	100NA	30NA	.	12MA	10V	.	6V	.	.	2MA	.	.	.	
TCA520N(8)	MUG	GPU	EXT	3MHZ	0.1V/uS	+10V	-10V	70C	84dB	6MV	100NA	30NA	400MMF	12MA	10V	.	6V	.	.	2MA	.	.	.	
TCA520V	MUG	GPU	EXT	3MHZ	0.1V/uS	+10V	-10V	70C	84dB	6MV	100NA	30NA	400MMF	12MA	10V	.	6V	.	.	2MA	.	.	.	
TCA680	MUG	HSR	INT	2MHZ	5V/uS	+18V	-18V	70C	90dB	8MV	100NA	30NA	500MMF	.	13V	13V	.	.	.	2MA	80dB	80dB	.	
TCA680B	MUG	HSR	INT	2MHZ	5V/uS	+18V	-18V	70C	90dB	8MV	100NA	30NA	400MMF	.	13V	13V	.	.	.	2MA	80dB	80dB	.	
TCA680D	MUG	HSR	INT	2MHZ	5V/uS	+18V	-18V	70C	90dB	8MV	100NA	30NA	.	13V	13V	.	.	.	2MA	80dB	80dB	.		
TCA680N(8)	MUG	HSR	INT	2MHZ	5V/uS	+18V	-18V	70C	90dB	8MV	100NA	30NA	400MMF	.	13V	13V	.	.	.	2MA	80dB	80dB	.	
TCA680T	MUG	HSR	INT	2MHZ	5V/uS	+18V	-18V	70C	90dB	8MV	100NA	30NA	500MMF	.	13V	13V	.	.	.	2MA	80dB	80dB	.	
TCA680V	MUG	HSR	INT	2MHZ	5V/uS	+18V	-18V	70C	90dB	8MV	100NA	30NA	400MMF	.	13V	13V	.	.	.	2MA	80dB	80dB	.	
TDA0301D	MUG	GPU	EXT	.	.	+18V	-18V	70C	88dB	7.5MV	250NA	50NA	.	5MA	12V	15V	30V	30V/C	.	3MA	70dB	70dB	500K	
TDA0319D	MUG	DCP	INT	.	.	+18V	-18V	70C	78dB	8MV	1uA	0.2uA	500MMF	.	.	15V	5V	.	.	12MA	.	.	.	
TDA0324D	MUG	QK	INT	.	.	+16V	-16V	70C	88dB	7MV	250NA	50NA	.	.	.	16V	16V	35V/C	.	2MA	65dB	65dB	.	
TDA0358D	MUG	QK	INT	.	.	+16V	-16V	70C	88dB	7MV	250NA	50NA	.	10MA	.	16V	32V	30V/C	.	3MA	65dB	65dB	.	
TDA0741D	MUG	GPK	INT	.	.25V/uS	+18V	-18V	70C	86dB	6MV	500NA	200NA	.	3MA	10V	15V	30V	.	85MW	3MA	70dB	76dB	300K	
TDA0748D	MUG	GPU	EXT	.	.25V/uS	+18V	-18V	70C	94dB	6MV	500NA	200NA	.	50MA	10V	15V	30V	.	85MW	3MA	70dB	96dB	300K	
TDA1034D	MUG	LNA	INT	3MHZ	4V/uS	+20V	-20V	85C	90dB	4MV	1.5uA	0.5uA	.	6MA	12V	13V	.	.	.	7MA	86dB	86dB	.	
TDA1034N(8)	MUG	LNA	INT	3MHZ	4V/uS	+20V	-20V	85C	90dB	4MV	1.5uA	0.5uA	.	6MA	12V	13V	.	.	.	7MA	86dB	86dB	.	
TDA1034NT	MUG	LNA	INT	3MHZ	4V/uS	+20V	-20V	85C	90dB	4MV	1.5uA	0.5uA	.	6MA	12V	13V	.	.	.	7MA	86dB	86dB	.	
TDA1034T	MUG	LNA	INT	3MHZ	4V/uS	+20V	-20V	85C	90dB	4MV	1.5uA	0.5uA	.	6MA	12V	13V	.	.	.	7MA	86dB	86dB	.	
TDA1034NV	MUG	LNA	INT	3MHZ	4V/uS	+20V	-20V	85C	90dB	4MV	1.5uA	0.5uA	.	6MA	12V	13V	.	.	.	7MA	86dB	86dB	.	
TDA1034V	MUG	LNA	INT	3MHZ	4V/uS	+20V	-20V	85C	90dB	4MV	1.5uA	0.5uA	.	6MA	12V	13V	.	.	.	7MA	86dB	86dB	.	
TDA1458D	MUG	QK	INT	5MHZ	0.3V/uS	+18V	-18V	75C	88dB	6MV	0.5uA	0.2uA	.	5MA	12V	15V	30V	.	125MW	6MA	70dB	76dB	300K	
TDA4250CD	MUG	PRA	INT	.	.	+18V	-18V	70C	95dB	6MV	75NA	20NA	.	1MA	12V	15V	30V	.	.	3MW	1MA	70dB	74dB	.
TDA4250CN(8)	MUG	PRA	INT	.	.	+18V	-18V	70C	95dB	6MV	75NA	20NA	500MMF	1MA	12V	15V	30V	.	.	3MW	1MA	70dB	74dB	.
TDA4250CV	MUG	PRA	INT	.	.	+18V	-18V	70C	95dB	6MV	75NA	20NA	500MMF	1MA	12V	15V	30V	.	.	3MW	1MA	70dB	74dB	.
TDA4250T	MUG	PRA	INT	.	.	+18V	-18V	125C	100dB	5MV	50NA	10NA	500MMF	1MA	12V	15V	30V	.	2.7MW	90UA	70dB	76dB	.	
TDB0118-CM	THF	XSR	INT	.	50V/uS	+18V	-18V	70C	88dB	10MV	600NA	200NA	500MMF	5MA	12V	15V	1V	.	.	10MA	70dB	65dB	1M	
TDB0119-CM	THF	DCP	INT</																					

For detailed explanations of column heading notations, see App. A.

Also for ready references the more important abbreviations used in the column headings are listed below:

LEFT HAND PAGE

APP = application (codes at APP.E.)

CMRR = common mode rejection ratio

CMP = compensation (frequency)

dV_{IO}/dT = input offset voltage temperature drift

GBP = gain bandwidth product

I_B = input bias current

I_{IO} = input bias offset current

I_Q = quiescent supply current

MFR = manufacturer (codes at App.C.)

P_Q = quiescent power consumer

PSRR = power supply rejection ratio

V_{ICM} = common mode input voltage rating

V_{IOF} = differential input voltage rating

V_{IO} = input offset voltage

V_S = dc supply voltage

RIGHT HAND PAGE

Lead out coding summary (details at APP.G.) for different cases (APP.F.)

A = gain adjust

B = bias adjust

C = case

E- = inverting input

E+ = non-inverting input

F,F* = input frequency compensation

G = ground

J = high level input

K = output, open collector

L = output, open emitter

M = metal case

N = not connected

Q = special terminal

R,R* = outputs

S = strobe

T,T* = offset balance

V+ = +ve dc supply

V- = -ve dc supply

W = guard ring

X = blank position, no lead

+ + = +ve supplementary dc supply

- - = -ve supplementary dc supply

ϕ, ϕ^* = output frequency compensation

CASE (APP. F)	LD 1	LD 2	LD 3	LD 4	LD 5	LD 6	LD 7	LD 8	LD 9	LD 10	LD 11	LD 12	LD 13	LD 14	LD 15	LD 16	EUROPE SUBSTITUTE	USA SUBSTITUTE	IS	TYPE NUMBER	
DIL-14/1P	R1	$\phi 1$	F1	F*1	E+1	E-1	V-	E+1	E+2	F2	F*2	$\phi 2$	R2	V+	.	.	TBA231	UA739PC	O	TCA250	
T05-8/4M	X	V+	E+	E-	X	V-	K	B	TCA315	O	TCA311	
DIL-6/1P	V+	E+	E-	V-	K	B	TCA315A	O	TCA311A	
FLP-6/2P	E+	E-	V-	K	B	V+	TCA315W	O	TCA311W	
T05-8/4M	X	V+	E+	E-	X	V-	K	B	O	TCA312
T05-8/4M	X	V+	E+	E-	X	V-	K	B	TCA312	O	TCA315	
DIL-6/1P	V+	E+	E-	V-	K	B	O	TCA315A
FLP-6/2P	E+	E-	V-	K	B	V+	O	TCA315W
T05-8/4M	X	V+	E+	E-	X	V-	K	B	TCA325	O	TCA321	
DIL-6/1P	V+	E+	E-	V-	K	B	TCA325A	O	TCA321A	
FLP-6/2P	E+	E-	V-	K	B	V+	TCA325W	O	TCA321W	
T05-8/4M	X	V+	E+	E-	X	V-	K	B	O	TCA322
T05-8/4M	X	V+	E+	E-	X	V-	K	B	TCA322	O	TCA325	
DIL-6/1P	V+	E+	E-	V-	K	B	O	TCA325A
FLP-6/2P	E+	E-	V-	K	B	V+	O	TCA325W
T05-8/4M	X	V+	E+	E-	X	V-	K	ϕ	TCA335	O	TCA331	
DIL-6/1P	V+	E+	E-	V-	K	ϕ	TCA335A	O	TCA331A	
FLP-6/2P	E+	E-	V-	K	ϕ	V+	TCA335W	O	TCA331W	
T05-8/4M	X	V+	E+	E-	X	V-	K	ϕ	O	TCA332
T05-8/4M	X	V+	E+	E-	X	V-	K	ϕ	TCA332	O	TCA335	
DIL-6/1P	V+	E+	E-	V-	K	ϕ	O	TCA335A
FLP-6/2P	E+	E-	V-	K	ϕ	V+	O	TCA335W
T18-4/2M	R	V+	E	V-	TCA410DE	O	TCA410A	
T18-4/2M	R	V+	E	V-	TCA410A	O	TCA410B	
MDL-6/1P	N	E	V-	N	R	V+	O	TCA410D
T18-4/2M	R	V+	E	V-	TCA410A	O	TCA410DE	
DIL-14/1P	R1	$\phi 1$	F1	F*1	E+1	E-1	V-	E-2	E+2	F2	F*2	$\phi 2$	R2	V+	.	.	TCA490A	UA749PC	O	TCA490	
DIL-14/1P	R1	$\phi 1$	F1	F*1	E+1	E-1	V-	E-2	E+2	F2	F*2	$\phi 2$	R2	V+	.	.	.	TCA490B	O	TCA490A	
DIL-14/1P	R1	$\phi 1$	F1	F*1	E+1	E-1	V-	E-2	E+2	F2	F*2	$\phi 2$	R2	V+	.	.	.	TCA490C	O	TCA490B	
DIL-14/1P	R1	$\phi 1$	F1	F*1	E+1	E-1	V-	E-2	E+2	F2	F*2	$\phi 2$	R2	V+	.	.	.	UA749PC	O	TCA490C	
DIL-8/1P	T	E-	E+	V-	F	R	V+	T*	TCA520V	O	TCA520B	
MDL-8/2P	T	E-	E+	V-	F	R	V+	T*	O	TCA520D
DIL-8/1P	T	E-	E+	V-	F	R	V+	T*	TCA520V	O	TCA520W(8)	
DIL-8/1P	T	E-	E+	V-	F	R	V+	T*	TCA520B	O	TCA520V	
T05-8/1M	T	E-	E+	V-	N	R	V+	T*	TCA680T	O	TCA680	
DIL-8/1P	T	E-	E+	V-	N	R	V+	T*	O	TCA680B
MDL-8/2P	T	E-	E+	V-	N	R	V+	T*	O	TCA680D
DIL-8/1P	T	E-	E+	V-	N	R	V+	T*	TCA680V	O	TCA680N(8)	
T05-8/1M	T	E-	E+	V-	N	R	V+	T*	TCA680	O	TCA680T	
DIL-8/1P	T	E-	E+	V-	N	R	V+	T*	TCA680N(8)	O	TCA680V	
MDL-8/2P	FT	E-	E+	V-	T*	R	V+	F*	O	TDA301D
MDL-14/4P	N	N	G1	E+1	E-1	V-	R2	G2	E+2	E-2	V+	R1	N	N	O	TDA0319D
MDL-14/4P	R1	E-1	E+1	V+	E+2	E-2	R2	R3	E-3	E+3	G	E+4	E-4	R4	O	TDA0324D
MDL-8/2P	R1	E-1	E+1	G	E+2	E-2	R2	V+	O	TDA0358D
MDL-8/2P	T	E-	E+	V-	T*	R	V+	N	O	TDA0741D
MDL-8/2P	FT	E-	E+	V-	T*	R	V+	F*	O	TDA0748D
MDL-8/2P	T	E-	E+	V-	F	R	V+	T*	O	TDA1034D
DIL-8/1P	T	E-	E+	V-	F	R	V+	T*	TDA1034	O	TDA1034N(8)	
T05-8/1M	T	E-	E+	V-	F	R	V+	T*	O	TDA1034NT
T05-8/1M	T	E-	E+	V-	F	R	V+	T*	O	TDA1034T
DIL-8/1P	T	E-	E+	V-	F	R	V+	T*	O	TDA1034NV
DIL-8/1P	T	E-	E+	V-	F	R	V+	T*	TDA1034N8	O	TDA1034V	
MDL-8/2P	R1	E-1	E+1	V-	E+2	E-2	R2	V+	B	MC1458D	O	TDA1458D	
MDL-8/2P	T	E-	E+	V-	T*	R	V+	B	O	TDA4250CD
DIL-8/1P	T	E-	E+	V-	T*	R	V+	B	LM4250J	LM4250CN	O	TDA4250CN(8)
DIL-8/1P	T	E-	E+	V-	T*	R	V+	B	LM4250J	LM4250CN	O	TDA4250CV
T05-8/1M	T	E-	E+	V-	T*	R	V+	B	SG4250T	LM4250H	O	TDA4250T
T05-8/1M	T*F	E-	E+	V-	F* ϕ T	R	V+	ϕ	SF.C2138	LM318H	O	TDB0118-CM
T05-10/1M	R1	G1	E+1	E-1	V-	R2	G2	E+2	E-2	V+	LM319H	O	TDB0119-CM	
DIL-14/1P	N	N	G1	E+1	E-1	V-	R2	G2	E+2	E-2	V+	R1	N	N	O	TDB0119-DP

TYPE NUMBER	MFR	APP	COMP	GBP MIN	SLEW RATE MIN	Vs+ MAX	Vs- MAX	T _{OP} MAX	A _{Vol} MIN	V _{IO} MAX	I _B MAX	I _{IO} MAX	P _{TOT} MAX	I _{OUT} MIN	V _{OUT} MIN	V _{ICM} MAX	V _{IDF} MAX	dV _{IO} /dT MAX	P _O MAX	I _O MAX	CM RR MIN	PS RR MIN	R _{IN} MIN
TDB0124	THF	QKG	INT	.	.	+16V	-16V	70C	88dB	5MV	250NA	50NA	900MWF	.	.	16V	16V	35uV/C	.	2MA	65dB	65dB	.
TDB0791-DP	THF	HPO	INT	.	.	+18V	-18V	70C	86dB	6MV	500NA	200NA	500MWF	1A	11V	15V	30V	.	.	25MA	70dB	76dB	300K
TDB0791-EP	THF	HPO	INT	.	.	+18V	-18V	70C	86dB	6MV	500NA	200NA	15WH	1A	11V	15V	30V	.	.	25MA	70dB	76dB	300K
TDB0791-KM	THF	HPO	INT	.	.	+18V	-18V	70C	86dB	6MV	500NA	200NA	15WC	1A	11V	15V	30V	.	.	25MA	70dB	76dB	300K
TDC0118-CM	TFH	XSR	INT	.	50V/uS	+18V	-18V	125C	94dB	6MV	300NA	50NA	500MWF	7MA	12V	15V	1V	.	.	8MA	80dB	70dB	1M
TDC0119-CM	THF	DCP	INT	.	.	+18V	-18V	125C	80dB	4MV	500NA	75NA	500MWF	6MA	.	15V	5V	.	.	12MA	.	.	.
TDC0119-DC	THF	DCP	INT	.	.	+18V	-18V	125C	80dB	4MV	500NA	75NA	500MWF	6MA	.	15V	5V	.	.	12MA	.	.	.
TDC0124	THF	QKG	INT	.	.	+16V	-16V	125C	94dB	7MV	150NA	30NA	900MWF	.	.	16V	16V	35uV/C	.	2MA	70dB	65dB	.
TDC0791-KM	THF	HPO	INT	.	.	+22V	-22V	125C	94dB	5MV	500NA	200NA	15WC	1A	11V	15V	30V	.	.	25MA	70dB	76dB	300K
TDC5711	TRU	DCP	EXT	.	.	+14V	-7V	70C	58dB	5MV	100uA	15uA	300MWF	5MA	1.7V	7V	5V	.	300MW	11MA	.	.	.
TDC5711F	TRU	DCP	EXT	.	.	+14V	-7V	70C	58dB	5MV	100uA	15uA	300MWF	5MA	1.7V	7V	5V	.	300MW	11MA	.	.	.
TDC5711P	TRU	DCP	EXT	.	.	+14V	-7V	70C	58dB	5MV	100uA	15uA	300MWF	5MA	1.7V	7V	5V	.	300MW	11MA	.	.	.
TDE0118-CM	TFH	XSR	INT	.	50V/uS	+18V	-18V	85C	88dB	10MV	600NA	200NA	500MWF	5MA	12V	15V	1V	.	.	10MA	70dB	65dB	1M
TDE0119-CM	THF	DCP	INT	.	.	+18V	-18V	85C	80dB	4MV	500NA	75NA	500MWF	6MA	.	15V	5V	.	.	12MA	.	.	.
TDE0119-DP	THF	DCP	INT	.	.	+18V	-18V	85C	80dB	4MV	500NA	75NA	500MWF	6MA	.	15V	5V	.	.	12MA	.	.	.
TDE0124	THF	QKG	INT	.	.	+16V	-16V	85C	94dB	5MV	150NA	30NA	900MWF	.	.	16V	16V	35uV/C	.	2MA	70dB	65dB	.
TDF2902DP	THG	QKG	INT	.	.	+16V	-16V	85C	88dB	7MV	250NA	50NA	500MWF	.	.	16V	16V	35uV/C	.	2MA	50dB	50dB	.
TOA101AE	TRU	GPU	EXT	.	.	+22V	-22V	125C	94dB	2MV	75NA	10NA	500MWF	5MA	12V	15V	30V	15uV/C	.	3MA	80dB	80dB	1.5M
TOA101AF	TRU	GPU	EXT	.	.	+22V	-22V	125C	94dB	2MV	75NA	10NA	500MWF	5MA	12V	15V	30V	15uV/C	.	3MA	80dB	80dB	1.5M
TOA101AJ	TRU	GPU	EXT	.	.	+22V	-22V	125C	94dB	2MV	75NA	10NA	500MWF	5MA	12V	15V	30V	15uV/C	.	3MA	80dB	80dB	1.5M
TOA101AV	TRU	GPU	EXT	.	.	+22V	-22V	125C	94dB	2MV	75NA	10NA	500MWF	5MA	12V	15V	30V	15uV/C	.	3MA	80dB	80dB	1.5M
TOA201AE	TRU	GPU	EXT	.	.	+22V	-22V	85C	94dB	2MV	75NA	10NA	500MWF	5MA	12V	15V	30V	15uV/C	.	3MA	80dB	80dB	500K
TOA201AF	TRU	GPU	EXT	.	.	+22V	-22V	85C	94dB	2MV	75NA	10NA	500MWF	5MA	12V	15V	30V	15uV/C	.	3MA	80dB	80dB	500K
TOA201AJ	TRU	GPU	EXT	.	.	+22V	-22V	85C	94dB	2MV	75NA	10NA	500MWF	5MA	12V	15V	30V	15uV/C	.	3MA	80dB	80dB	500K
TOA201AV	TRU	GPU	EXT	.	.	+22V	-22V	85C	94dB	2MV	75NA	10NA	500MWF	5MA	12V	15V	30V	15uV/C	.	3MA	80dB	80dB	500K
TOA301AE	TRU	GPU	EXT	.	.	+18V	-18V	70C	88dB	7.5MV	250NA	50NA	500MWF	5MA	12V	15V	30V	30uV/C	.	3MA	70dB	70dB	500K
TOA301AF	TRU	GPU	EXT	.	.	+18V	-18V	70C	88dB	7.5MV	250NA	50NA	500MWF	5MA	12V	15V	30V	30uV/C	.	3MA	70dB	70dB	500K
TOA301AJ	TRU	GPU	EXT	.	.	+18V	-18V	70C	88dB	7.5MV	250NA	50NA	500MWF	5MA	12V	15V	30V	30uV/C	.	3MA	70dB	70dB	500K
TOA301AV	TRU	GPU	EXT	.	.	+18V	-18V	70C	88dB	7.5MV	250NA	50NA	500MWF	5MA	12V	15V	30V	30uV/C	.	3MA	70dB	70dB	500K
TOA1709E	TRU	GPU	EXT	.	.	+18V	-18V	125C	88dB	5MV	500NA	200NA	330MWF	5MA	12V	10V	5V	15uV/C	165MW	70dB	76dB	150K	
TOA1709F	TRU	GPU	EXT	.	.	+18V	-18V	125C	88dB	5MV	500NA	200NA	330MWF	5MA	12V	10V	5V	15uV/C	165MW	70dB	76dB	150K	
TOA1709J	TRU	GPU	EXT	.	.	+18V	-18V	125C	88dB	5MV	500NA	200NA	330MWF	5MA	12V	10V	5V	15uV/C	165MW	70dB	76dB	150K	
TOA1709P	TRU	GPU	EXT	.	.	+18V	-18V	125C	88dB	5MV	500NA	200NA	330MWF	5MA	12V	10V	5V	15uV/C	165MW	70dB	76dB	150K	
TOA1741E	TRU	GPK	INT	.	0.1V/uS	+22V	-22V	125C	94dB	5MV	500NA	200NA	500MWF	5MA	12V	15V	30V	15uV/C	85MW	3MA	70dB	76dB	300K
TOA1741F	TRU	GPK	INT	.	0.1V/uS	+22V	-22V	125C	94dB	5MV	500NA	200NA	500MWF	5MA	12V	15V	30V	15uV/C	85MW	3MA	70dB	76dB	300K
TOA1741J	TRU	GPK	INT	.	0.1V/uS	+22V	-22V	125C	94dB	5MV	500NA	200NA	500MWF	5MA	12V	15V	30V	15uV/C	85MW	3MA	70dB	76dB	300K
TOA1741P	TRU	GPK	INT	.	0.1V/uS	+22V	-22V	125C	94dB	5MV	500NA	200NA	500MWF	5MA	12V	15V	30V	15uV/C	85MW	3MA	70dB	76dB	300K
TOA1741V	TRU	GPU	EXT	.	0.1V/uS	+22V	-22V	125C	94dB	5MV	500NA	200NA	500MWF	5MA	12V	15V	30V	15uV/C	85MW	3MA	70dB	76dB	300K
TOA1741WF	TRU	GPU	EXT	.	0.1V/uS	+22V	-22V	125C	94dB	5MV	500NA	200NA	500MWF	5MA	12V	15V	30V	15uV/C	85MW	3MA	70dB	76dB	300K
TOA1741WP	TRU	GPU	EXT	.	0.1V/uS	+22V	-22V	125C	94dB	5MV	500NA	200NA	500MWF	5MA	12V	15V	30V	15uV/C	85MW	3MA	70dB	76dB	300K
TOA1741WV	TRU	GPU	EXT	.	0.1V/uS	+22V	-22V	125C	94dB	5MV	500NA	200NA	500MWF	5MA	12V	15V	30V	15uV/C	85MW	3MA	70dB	76dB	300K
TOA1747AV	TRU	DGK	INT	.	0.1V/uS	+22V	-22V	125C	94dB	5MV	500NA	200NA	800MWF	5MA	12V	15V	30V	15uV/C	85MW	3MA	70dB	78dB	300K
TOA1747BV	TRU	DGK	INT	.	0.1V/uS	+22V	-22V	125C	94dB	5MV	500NA	200NA	800MWF	5MA	12V	15V	30V	15uV/C	85MW	3MA	70dB	76dB	300K
TOA1747J	TRU	DGK	INT	.	0.1V/uS	+22V	-22V	125C	94dB	5MV	500NA	200NA	800MWF	5MA	12V	15V	30V	15uV/C	85MW	3MA	70dB	76dB	300K
TOA1748E	TRU	GPU	EXT	.	0.1V/uS	+22V	-22V	125C	94dB	5MV	500NA	200NA	500MWF	5MA	12V	15V	30V	15uV/C	85MW	3MA	70dB	76dB	300K
TOA1748F	TRU	GPU	EXT	.	0.1V/uS	+22V	-22V	125C	94dB	5MV	500NA	200NA	500MWF	5MA	12V	15V	30V	15uV/C	85MW	3MA	70dB	76dB	300K
TOA1748J	TRU	GPU	EXT	.	0.1V/uS	+22V	-22V	125C	94dB	5MV	500NA	200NA	500MWF	5MA	12V	15V	30V	15uV/C	85MW	3MA	70dB	76dB	300K
TOA1748P	TRU	GPU	EXT	.	0.1V/uS	+22V	-22V	125C	94dB	5MV	500NA	200NA	500MWF	5MA	12V	15V	30V	15uV/C	85MW	3MA	70dB	76dB	300K
TOA1748V	TRU	GPU	EXT	.	0.1V/uS	+22V	-22V	125C	94dB	5MV	500NA	200NA	500MWF	5MA	12V	15V	30V	15uV/C	85MW	3MA	70dB	76dB	300K
TOA1809E	TRU	DGU	EXT	.	.	+18V	-18V	125C	88dB	5MV	500NA	200NA	415MWF	5MA	12V	10V	5V	15uV/C	160MW	70dB	76dB	150K	
TOA1809J	TRU	DGU	EXT	.	.	+18V	-18V	125C	88dB	5MV	500NA	200NA	500MWF	5MA	12V	10V	5V	15uV/C	160MW	70dB	76dB	150K	
TOA2709E	TRU	GPU	EXT	.	.	+18V	-18V	70C	84dB	7.5MV	1.5uA	0.5uA	115MWF	5MA	12V	10V	5V	.	200MW	65dB	74dB	50K	
TOA2709F	TRU	GPU	EXT	.	.	+18V	-18V	70C	84dB	7.5MV	1.5uA	0.5uA	115MWF	5MA	12V	10V	5V	.	200MW	65dB	74dB	50K	
TOA2709J	TRU	GPU	EXT	.	.	+18V	-18V	70C	84dB	7.5MV	1.5uA	0.5uA	115MWF	5MA	12V	10V	5V	.	200MW	65dB	74dB	50K	
TOA2709P	TRU	GPU	EXT	.	.	+18V	-18V	70C	84dB	7.5MV	1.5uA	0.5uA	115MWF	5MA	12V	10V	5V	.	200MW	65dB	74dB	50K	
TOA2709V	TRU	GPU	EXT	.	.	+18V	-18V	70C	84dB	7.5MV	1.5uA	0.5uA	300MWF	5MA	12V	10V	5V	.	200MW	65dB	74dB	50K	
TOA2741E	TRU	GPK	INT	.	0.1V/uS	+18V	-18V	70C	86dB	6MV	500NA	200NA	500MWF	5MA	12V	15V	30V						

For detailed explanations of column heading notations, see App. A.

Also for ready references the more important abbreviations used in the column headings are listed below:

LEFT HAND PAGE

APP = application (codes at APP.E.)

CMRR = common mode rejection ratio

CMP = compensation (frequency)

dV_{ip}/dT = input offset voltage temperature drift

GBP = gain bandwidth product

I_b = input bias current

I_{10} = input bias offset current

I_o = quiescent supply current

MFR = manufacturer (codes at App.C.)

P_o = quiescent power consumer

PSRR = power supply rejection ratio

V_{icm} = common mode input voltage rating

V_{idf} = differential input voltage rating

V_{io} = input offset voltage

V_s = dc supply voltage

RIGHT HAND PAGE

Lead out coding summary (details at APP.G.) for different cases (APP.F.)

A = gain adjust

B = bias adjust

C = case

E- = inverting input

E+ = non-inverting input

F,* = input frequency compensation

G = ground

J = high level input

K = output, open collector

L = output, open emitter

M = metal case

N = not connected

Q = special terminal

R,R* = outputs

S = strobe

T,* = offset balance

V+ = +ve dc supply

V- = -ve dc supply

W = guard ring

X = blank position, no lead

++ = +ve supplementary dc supply

-- = -ve supplementary dc supply

ϕ, ϕ^* = output frequency compensation

CASE (APP.F.)	LD 1	LD 2	LD 3	LD 4	LD 5	LD 6	LD 7	LD 8	LD 9	LD 10	LD 11	LD 12	LD 13	LD 14	LD 15	LD 16	EUROPE SUBSTITUTE	USA SUBSTITUTE	ISS	TYPE NUMBER
DIL-14/1P	R1	E-1	E+1	V+	E+2	E-2	R2	R3	E-3	E+3	G	E+4	E-4	R4			MLM324J	LM324D	0	TDB0124
DIL-14/1P	F	Q	V+	V+	R	N	V-	V-	\emptyset	T	N	T*	E-	N					0	TDB0791-DP
HIL-14/1P	F	Q	V+	V+	R	N	V-	V-	\emptyset	T	N	T*	E-	N					0	TDB0791-EP
T03-10/2M	R	V+	Q	F	E+	E-	T	T*	\emptyset	V-M								UA791KC	0	TDB0791-KM
T05-8/1M	T*	F	E-	E+	V-	F*T	R	V+	\emptyset								SF.C2118M	LM218H	0	TDC0118-CM
T05-10/1M	R1	G1	E+1	E-1	V-	R2	G2	E+2	E-2	V+								LM119H	0	TDC0119-CM
DIL-14/1C	N	N	G1	E+1	E-1	V-	R2	G2	E+2	E-2	V+	R1	N	N				LM119D	0	TDC0119-DC
DIL-14/1P	R1	E-1	E+1	V+	E+2	E-2	R2	R3	E-3	E+3	G	E+4	E-4	R4			MLM124D	LM124D	0	TDC0124
T03-10/2M	R	V+	Q	F	E+	E-	T	T*	\emptyset	V-M								UA791KM	0	TDC0791-KM
T05-10/1M	G	S1	E-1	E+1	V-	E+2	E-2	S2	R	V+							SFC2711C	UA711HC	0	TDC5711
FLP-10/3C	E-1	E+2	V-	E+2	E-2	S2	R	V+	G	S1							SFC2711PM	UA711FM	0	TDC5711F
DIL-14/1P	N	E-2	E+2	V-	E+2	E-2	N	S2	R	V+	G	S1	N				SFC2711EC	UA711DC	0	TDC5711P
T05-8/1M	T*	F	E-	V-	F*T	R	V+	\emptyset									SF.C2218	LM118H	0	TDE0118-CM
T05-10/1M	R1	G1	E+1	E-1	V-	R2	G2	E+2	E-2	V+								LM219H	0	TDE0119-CM
DIL-14/1C	N	N	G1	E+1	E-1	V-	R2	G2	E+2	E-2	V+	R1	N	N				LM219D	0	TDE0119-DP
DIL-14/1P	R1	E-1	E+1	V+	E+2	E-2	R2	R3	E-3	E+3	G	E+4	E-4	R4			SG224J	LM224D	0	TDE0124
DIL-14/1P	R1	E-1	E+1	V+	E+2	E-2	R2	R3	E-3	E+3	G	E+4	E-4	R4			MLM2902P	LM2902J	0	TDF2902DP
DIL-14/1P	N	N	FT	E-	E+	V-	N	N	T*	R	V+	F*	N	N			UA101AD	LM101AJ14	0	TOA101AE
FLP-10/3C	N	FT	E-	E+	V-	T*	R	V+	F*	N							SFC2101APM	LM101AF	0	TOA101AF
DIL-14/1C	N	N	FT	E-	E+	V-	N	N	T*	R	V+	F*	N	N			UA101AD	LM101AJ14	0	TOA101AJ
T05-8/1M	FT	E-	E+	V-M	T*	R	V+	F*									SFC2101A	LM101AH	0	TOA101AV
DIL-14/1P	N	N	FT	E-	E+	V-	N	N	T*	R	V+	F*	N	N			UA201D	LM201AJ14	0	TOA201AE
FLP-10/3C	N	FT	E-	E+	V-	T*	R	V+	F*	N							SFC2201APT	LM201AF	0	TOA201AF
DIL-14/1C	N	N	FT	E-	E+	V-	N	N	T*	R	V+	F*	N	N			UA201AD	LM201AJ14	0	TOA201AJ
T05-8/1M	FT	E-	E+	V-M	T*	R	V+	F*									SFC2101A	LM201AH	0	TOA201AV
DIL-14/1P	N	N	FT	E-	E+	V-	N	N	T*	R	V+	F*	N	N			UA301AD	LM301AJ14	0	TOA301AE
FLP-10/3C	N	FT	E-	E+	V-	T*	R	V+	F*	N							SFC2201APM	LM201AF	0	TOA301AF
DIL-14/1C	N	N	FT	E-	E+	V-	N	N	T*	R	V+	F*	N	N			UA301AD	LM301AJ14	0	TOA301AJ
T05-8/1M	FT	E-	E+	V-M	T*	R	V+	F*									SFC2301AH	LM301AH	0	TOA301AV
DIL-14/1P	N	N	F*	E-	E+	V-	N	N	\emptyset	R	V+	F	N	N			LM709D	UA709DM	0	TOA1709E
FLP-10/3C	N	F*	E-	E+	V-	\emptyset	R	V+	F	N							UA709FM	0	TOA1709F	
DIL-14/1C	N	N	F*	E-	E+	V-	N	N	\emptyset	R	V+	F	N	N			LM709D	UA709DM	0	TOA1709J
DIL-14/1P	N	N	F*	E-	E+	V-	N	N	\emptyset	R	V+	F+	N	N			LM709D	UA709DM	0	TOA1709P
T05-8/1M	F*	E-	E+	V-M	\emptyset	R	V+	F									TAA522	UA709HM	0	TOA1709V
DIL-14/1P	N	N	T	E-	E+	V-	N	N	T*	R	V+	N	N	N			LM741D	UA741DM	0	TOA1741E
FLP-10/3C	N	T	E-	E+	V-	T*	R	V+	N	N							LM741F	UA741FM	0	TOA1741F
DIL-14/1C	N	N	T	E-	E+	V-	N	N	T*	R	V+	N	N	N			LM741D	UA741DM	0	TOA1741J
DIL-14/1P	N	N	T	E-	E+	V-	N	N	T*	R	V+	N	N	N			LM741D	UA741DM	0	TOA1741P
T05-8/1M	T	E-	E+	V-M	T*	R	V+	N									TBA222	UA741HM	0	TOA1741V
FLP-10/3C	N	T	E-	E+	V-	T*	R	V+	F	N							SN52748FA	UA748FM	0	TOA1741WF
DIL-14/1C	N	N	T	E-	E+	V-	N	N	T*	R	V+	F	N	N			SN52748JA	UA748DM	0	TOA1741WP
T05-8/1M	T	E-	E+	V-	T*	R	V+	F									TBC0748	UA748HM	0	TOA1741WV
T05-10/1M	R1	V+1	E-1	E+1	V-	E+2	V+2	R2	N								SFC2747M	UA747HM	0	TOA1747AV
T05-8/1M	R1	E-1	E+1	V-	E+2	E-2	R2	V+									TBC1458	MC1558G	0	TOA1747BV
DIL-14/1C	E-1	E+1	T1	V-	T2	E+2	E-2	T*2	V+2	R2	N	R1	V+1	T*1			SFC2747KM	UA747DM	0	TOA1747J
DIL-14/1P	N	N	TF	E-	E+	V-	N	N	T*	R	V+	F*	N	N			SN52748JA	UA748DM	0	TOA1748E
FLP-10/3C	N	TF	E-	E+	V-	T*	R	V+	F*	N							SN52748FA	UA748FM	0	TOA1748F
DIL-14/1C	N	N	TF	E-	E+	V-	N	N	T*	R	V+	F*	N	N			SN52748JA	UA748DM	0	TOA1748J
DIL-14/1P	N	N	TF	E-	E+	V-	N	N	T*	R	V+	F*	N	N			SN52748JA	UA748DM	0	TOA1748P
T05-8/1M	TF	E-	E+	V-M	T*	R	V+	F*									TBC0748	UA748HM	0	TOA1748V
DIL-14/1P	$\emptyset 2$	R	F2	F*2	E-2	E+2	V-	E+1	E-1	F*1	F1	R1	$\emptyset 1$	V+			RM1537DC	MC1537L	0	TOA1809E
DIL-14/1C	$\emptyset 2$	R	F2	F*2	E-2	E+2	V-	E+1	E-1	F*1	F1	R1	$\emptyset 1$	V+			RM1537DC	MC1537L	0	TOA1809J
DIL-14/1P	N	N	F*	E-	E+	V-	N	N	\emptyset	R	V+	F	N	N			TAA521A	UA709DC	0	TOA2709E
FLP-10/1C	N	F*	E-	E+	V-	\emptyset	R	V+	F	N							MC1709F	0	TOA2709F	
DIL-14/1C	N	N	F*	E-	E+	V-	N	N	\emptyset	R	V+	F	N	N			TAA521A	UA709DC	0	TOA2709J
DIL-14/1P	N	N	F*	E-	E+	V-	N	N	\emptyset	R	V+	F	N	N			TAA521A	UA709DC	0	TOA2709P
T05-8/1M	F*	E-	E+	V-M	\emptyset	R	V+	F									TAA521	UA709HC	0	TOA2709V
DIL-14/1P	N	N	T	E-	E+	V-	N	N	T*	R	V+	N	N	N			TBA221A	UA741DC	0	TOA2741E
FLP-10/3C	N	N	T	E-	E+	V-	T*	R	V+	N							LM741F	UA741FM	0	TOA2741F
DIL-14/1C	N	N	T	E-	E+	V-	N	N	T*	R	V+	N	N	N			TBA221A	UA741DC	0	TOA2741J

For detailed explanations of column heading notations, see App. A.

Also for ready references the more important abbreviations used in the column headings are listed below:

- LEFT HAND PAGE
- APP = application
(codes at APP.E.)
- CMRR = common mode rejection ratio
- CMP = compensation (frequency)
- dV_{io}/dT = input offset voltage temperature drift
- GBP = gain bandwidth product
- I_b = input bias current
- I_{io} = input bias offset current
- I_Q = quiescent supply current
- MFR = manufacturer (codes at App.C.)
- P_Q = quiescent power consumer
- PSRR = power supply rejection ratio
- V_{icm} = common mode input voltage rating
- V_{iof} = differential input voltage rating
- V_{io} = input offset voltage
- V_S = dc supply voltage

RIGHT HAND PAGE

Lead out coding summary (details at APP.G.) for different cases (APP.F.)

- A = gain adjust
- B = bias adjust
- C = case
- E- = inverting input
- E+ = non-inverting input
- F, F* = input frequency compensation
- G = ground
- J = high level input
- K = output, open collector
- L = output, open emitter
- M = metal case
- N = not connected
- Q = special terminal
- R, R* = outputs
- S = strobe
- T, T* = offset balance
- V+ = +ve dc supply
- V- = -ve dc supply
- W = guard ring
- X = blank position, no lead
- ++ = +ve supplementary dc supply
- = -ve supplementary dc supply
- ϕ, ϕ^* = output frequency compensation

CASE (APP. F.)	LD 1	LD 2	LD 3	LD 4	LD 5	LD 6	LD 7	LD 8	LD 9	LD 10	LD 11	LD 12	LD 13	LD 14	LD 15	LD 16	EUROPE SUBST-TUTE	USA SUBST-TUTE	I S S	TYPE NUMBER	
DIL-14/1P	N	N	T	E-	E+	V-	N	N	T*	R	V+	N	N	N			TBA221A	UA741DC	0	TOA2741P	
T05-8/1M	T	E-	E+	V-M	T*	R	V+	N									TBA221	UA741HC	0	TOA2741V	
FLP-10/3C	N	T	E-	E+	V-	T*	R	V+	F	N							LM741F	UA741FM	0	TOA2741WF	
DIL-14/1C	N	N	T	E-	E+	V-	N	N	T*	R	V+	F	N	N			TBA221A	UA741DC	0	TOA2741WP	
T05-8/1M	T	E-	E+	V-	T*	R	V+	F									TBB0748	UA748HC	0	TOA2741WV	
T05-10/1M	R1	V+1	E-1	E+1	V-	E+2	E-2	V+2	R2	N							TBB0747	UA747HC	0	TOA2747AV	
T05-8/1M	R1	E-1	E+1	V-	E+2	E-2	R2	V+									TBB1458	MC1458	0	TOA2747BV	
DIL-14/1C	E-1	E+1	T1	V-	T2	E+2	E-2	T*2	V+2	R2	N	R1	V+	T*1			TBB0747A	UA747DC	0	TOA2747J	
DIL-14/1P	N	N	TF	E-	E+	V-	N	N	T*	R	V+	F*	N	N			SN72748J	UA748DC	0	TOA2748E	
FLP-10/3C	N	TF	E-	E+	V-	T*	R	V+	F*	N							SN72748FA	UA748FM	0	TOA2748F	
DIL-14/1C	N	N	TF	E-	E+	V-	N	N	T*	R	V+	F*	N	N			SN72748J	UA748DC	0	TOA2748J	
DIL-14/1P	N	N	TF	E-	E+	V-	N	N	T*	R	V+	F*	N	N			SN72748J	UA748DC	0	TOA2748P	
T05-8/1M	TF	E-	E+	V-M	T*	R	V+	F*									TBB0748	UA748HC	0	TOA2748V	
DIL-14/1P	ϕ 2	R	F2	F*2	E-2	E+2	V-	E+1	E-1	F*1	F1	R1	ϕ 1	V+			RC1437DC	MC1437L	0	TOA2809E	
DIL-14/1C	ϕ 2	R	F2	F*2	E-2	E+2	V-	E+1	E-1	F*1	F1	R1	ϕ 1	V+			RC1437DC	MC1437L	0	TOA2809J	
DIL-14/1P	N	N	F*	E-	E+	V-	N	N	ϕ	R	V+	F	N	N				709BE	0	TOA3709E	
FLP-10/3C	N	F*	E-	E+	V-	ϕ	R	V+	F	N								709BH	0	TOA3709F	
DIL-14/1C	N	N	F*	E-	E+	V-	N	N	ϕ	R	V+	F	N	N				709BL	0	TOA3709J	
DIL-14/1P	N	N	F*	E-	E+	V-	N	N	ϕ	R	V+	F	N	N				709BL	0	TOA3709P	
T05-8/1M	F*	E-	E+	V-M	ϕ	R	V+	F										709BE	0	TOA3709V	
DIL-14/1P	N	N	T	E-	E+	V-	N	N	T*	R	V+	N	N	N				MC1556L	0	TOA3741E	
FLP-10/3C	N	T	E-	E+	V-	T*	R	V+	N	N								LM143F	0	TOA3741F	
DIL-14/1C	N	N	T	E-	E+	V-	N	N	T*	R	V+	N	N	N				MC1556L	0	TOA3741J	
DIL-14/1P	N	N	T	E-	E+	V-	N	N	T*	R	V+	N	N	N				MC1556L	0	TOA3741P	
T05-8/1M	T	E-	E+	V-M	T*	R	V+	N									S5556T	MC1556G	0	TOA3741V	
DIL-14/1P	N	N	TF	E-	E+	V-	N	N	T*	R	V+	F*	N	N				UA748ADM	0	TOA3748E	
FLP-10/3C	N	TF	E-	E+	V-	T*	R	V+	F*	N								UA748AFM	0	TOA3748F	
DIL-14/1C	N	N	TF	E-	E+	V-	N	N	T*	R	V+	F*	N	N				UA748ADM	0	TOA3748J	
T05-8/1M	TF	E-	E+	V-M	T*	R	V+	F*										UA748AHM	0	TOA3748V	
DIL-14/1P	N	N	F*	E-	E+	V-	N	N	ϕ	R	V+	F	N	N			LM709AJ	UA709ADM	0	TOA4709E	
FLP-10/3C	N	F*	E-	E+	V-	ϕ	R	V+	F	N							SN52709AFA	UA709AFM	0	TOA4709F	
DIL-14/1C	N	N	F*	E-	E+	V-	N	N	ϕ	R	V+	F	N	N			LM709AJ	UA709ADM	0	TOA4709J	
DIL-14/1P	N	N	F*	E-	E+	V-	N	N	ϕ	R	V+	F	N	N			LM709AJ	UA709ADM	0	TOA4709P	
T05-8/1M	F*	E-	E+	V-M	ϕ	R	V+	F									MC1709AG	UA709AHM	0	TOA4709V	
DIL-14/1P	N	N	T	E-	E+	V-	N	N	T*	R	V+	N	N	N				MC1556L	0	TOA7741E	
FLP-10/3C	N	T	E-	E+	V-	T*	R	V+	N	N								LM143F	0	TOA7741F	
DIL-14/1C	N	N	T	E-	E+	V-	N	N	T*	R	V+	N	N	N				MC1556L	0	TOA7741J	
DIL-14/1P	N	N	T	E-	E+	V-	N	N	T*	R	V+	N	N	N				MC1556L	0	TOA7741P	
T05-8/1M	T	E-	E+	V-M	T*	R	V+	N										MC1556G	0	TOA7741V	
T05-10/1M	R1	V+1	E-1	E+1	V-	E+2	E-2	V+2	R2	N								TBC0747	UA747AHM	0	TOA7747AV
T05-8/1M	R1	E-1	E+1	V-	E+2	E-2	R2	V+											UA798HM	0	TOA7747BV
DIL-14/1P	N	N	TF	E-	E+	V-	N	N	T*	R	V+	F*	N	N			UA101AD	LM101AJ14	0	TOA7748E	
FLP-10/3C	N	TF	E-	E+	V-	T*	R	V+	F*	N							SFC2101APM	LM101AF	0	TOA7748F	
DIL-14/1C	N	N	TF	E-	E+	V-	N	N	T*	R	V+	F*	N	N			UA101AD	LM101AJ14	0	TOA7748J	
T05-8/1M	TF	E-	E+	V-M	T*	R	V+	F*									SFC2101A	LM101AH	0	TOA7748V	
DIL-14/1P	N	N	T	E-	E+	V-	N	N	T*	R	V+	N	N	N				TOA7741E	0	TOA8741E	
FLP-10/3C	N	T	E-	E+	V-	T*	R	V+	N	N								TOA7741F	0	TOA8741F	
DIL-14/1C	N	N	T	E-	E+	V-	N	N	T*	R	V+	N	N	N				TOA7741J	0	TOA8741J	
DIL-14/1P	N	N	T	E-	E+	V-	N	N	T*	R	V+	N	N	N				TOA7741P	0	TOA8741P	
T05-8/1M	T	E-	E+	V-M	T*	R	V+	N										TOA7741V	0	TOA8741V	
T05-10/1M	R1	V+1	E-1	E+1	V-	E+2	E-2	V+2	R2	N								TBB0747	UA747HC	0	TOA8747AV
T05-8/1M	R1	E-1	E+1	V-	E+2	E-2	R2	V+										UA798HM	0	TOA8747BV	
DIL-14/1P	N	N	TF	E-	E+	V-	N	N	T*	R	V+	F*	N	N			UA201AD	LM201AJ14	0	TOA8748E	
FLP-10/3C	N	TF	E-	E+	V-	T*	R	V+	F*	N							SFC2201APM	LM201AF	0	TOA8748F	
DIL-14/1C	N	N	TF	E-	E+	V-	N	N	T*	R	V+	F*	N	N			UA201AD	LM201AJ14	0	TOA8748J	
T05-8/1M	TF	E-	E+	V-M	T*	R	V+	F*									SFC2101A	LM201AH	0	TOA8748V	
DIL-14/1P	N	N	T	E-	E+	V-	N	N	S2	R	V+	G	S1	N					0	TSC1225E	
FLP-10/3C	E-1	E+1	V-	E+2	E-2	S2	R	V+	G	S1										0	TSC1225F
DIL-14/1C	N	E-1	E+1	V-	E+2	E-2	N	S2	R	V+	G	S1	N							0	TSC1225J
T05-10/1M	G	S1	E-1	E+1	V-M	E+2	E-2	S2	R	V+										0	TSC1225V

TYPE NUMBER	MFR	APP	COMP	GBP MIN	SLEW RATE MIN	V _{S+} MAX	V _{S-} MAX	T _{OP} MAX	A _{VOL} MIN	V _{IO} MAX	I _B MAX	I _{IO} MAX	P _{TOT} MAX	I _{OUT} MIN	V _{OUT} MIN	V _{ICM} MAX	V _{IDF} MAX	dV _{IO} /dT MAX	P _O MAX	I _O MAX	CM RR MIN	PS RR MIN	R _{IN} MIN
TSC1711E	TRU	DCP	EXT	.	.	+14V	-7V	125C	54dB	3.5MV	75uA	10uA	670MWF	.5MA	1.2V	7V	5V	25uV/C	200MW	9MA	.	.	.
TSC1711F	TRU	DCP	EXT	.	.	+14V	-7V	125C	54dB	3.5MV	75uA	10uA	300MWF	.5MA	1.2V	7V	5V	25uV/C	200MW	9MA	.	.	.
TSC1711J	TRU	DCP	EXT	.	.	+14V	-7V	125C	54dB	3.5MV	75uA	10uA	300MWF	.5MA	1.2V	7V	5V	25uV/C	200MW	9MA	.	.	.
TSC1711V	TRU	DCP	EXT	.	.	+14V	-7V	125C	54dB	3.5MV	75uA	10uA	300MWF	.5MA	1.2V	7V	5V	25uV/C	200MW	9MA	.	.	.
TSC2225E	TRU	DCP	EXT	.	.	+14V	-7V	70C	.	3.5MV	30uA	10uA	300MWF	.	1.3V	7V	5V	.	.	20MA	.	.	.
TSC2225F	TRU	DCP	EXT	.	.	+14V	-7V	70C	.	3.5MV	30uA	10uA	300MWF	.	1.3V	7V	5V	.	.	20MA	.	.	.
TSC2225V	TRU	DCP	EXT	.	.	+14V	-7V	70C	.	3.5MV	30uA	10uA	300MWF	.	1.3V	7V	5V	.	.	20MA	.	.	.
TSC2711E	TRU	DCP	EXT	.	.	+14V	-7V	70C	54dB	5MV	100uA	15uA	300MWF	.5MA	1.2V	7V	5V	25uV/C	230MW	9MA	.	.	.
TSC2711F	TRU	DCP	EXT	.	.	+14V	-7V	70C	54dB	5MV	100uA	15uA	300MWF	.5MA	1.2V	7V	5V	25uV/C	230MW	9MA	.	.	.
TSC2711J	TRU	DCP	EXT	.	.	+14V	-7V	70C	54dB	5MV	100uA	15uA	300MWF	.5MA	1.2V	7V	5V	25uV/C	230MW	9MA	.	.	.
TSC2711V	TRU	DCP	EXT	.	.	+14V	-7V	70C	54dB	5MV	100uA	15uA	300MWF	.5MA	1.2V	7V	5V	25uV/C	230MW	9MA	.	.	.
TSC3225E	TRU	DCP	EXT	.	.	+14V	-7V	70C	80dB	5MV	50uA	15uA	300MWF	.	1.3V	7V	5V	.	.	20MA	.	.	.
TSC3225F	TRU	DCP	EXT	.	.	+14V	-7V	70C	80dB	5MV	50uA	15uA	300MWF	.	1.3V	7V	5V	.	.	20MA	.	.	.
TSC3225J	TRU	DCP	EXT	.	.	+14V	-7V	70C	80dB	5MV	50uA	15uA	300MWF	.	1.3V	7V	5V	.	.	20MA	.	.	.
TSC3225V	TRU	DCP	EXT	.	.	+14V	-7V	70C	80dB	5MV	50uA	15uA	300MWF	.	1.3V	7V	5V	.	.	20MA	.	.	.
TSC4711E	TRU	DCP	EXT	.	.	+14V	-7V	125C	54dB	3.5MV	75uA	10uA	300MWF	.5MA	1.2V	7V	5V	25uV/C	300MW	11MA	.	.	.
TSC4711F	TRU	DCP	EXT	.	.	+14V	-7V	125C	54dB	3.5MV	75uA	10uA	300MWF	.5MA	1.2V	7V	5V	25uV/C	300MW	11MA	.	.	.
TSC4711J	TRU	DCP	EXT	.	.	+14V	-7V	125C	54dB	3.5MV	75uA	10uA	300MWF	.5MA	1.2V	7V	5V	25uV/C	300MW	11MA	.	.	.
TSC4711V	TRU	DCP	EXT	.	.	+14V	-7V	125C	54dB	3.5MV	75uA	10uA	300MWF	.5MA	1.2V	7V	5V	25uV/C	300MW	11MA	.	.	.
TSC5711E	TRU	DCP	EXT	.	.	+14V	-7V	70C	54dB	5MV	100uA	15uA	300MWF	.5MA	1.2V	7V	5V	25uV/C	300MW	11MA	.	.	.
TSC5711F	TRU	DCP	EXT	.	.	+14V	-7V	70C	54dB	5MV	100uA	15uA	300MWF	.5MA	1.2V	7V	5V	25uV/C	300MW	11MA	.	.	.
TSC5711J	TRU	DCP	EXT	.	.	+14V	-7V	70C	54dB	5MV	100uA	15uA	300MWF	.5MA	1.2V	7V	5V	25uV/C	300MW	11MA	.	.	.
TSC5711V	TRU	DCP	EXT	.	.	+14V	-7V	70C	54dB	5MV	100uA	15uA	300MWF	.5MA	1.2V	7V	5V	25uV/C	300MW	11MA	.	.	.
uA101AD	FAU	GPU	EXT	*	*V/US	+22V	-22V	125C	94dB	2MV	75NA	10NA	670MWF	.5MA	12V	15V	30V	15uV/C	*	3MA	80dB	80dB	1.5M
uA101AF	FAU	GPU	EXT	.	.	+22V	-22V	125C	94dB	2MV	75NA	10NA	670MWF	.5MA	12V	15V	30V	15uV/C	.	3MA	80dB	80dB	1.5M
uA101AH	FAU	GPU	EXT	.	.	+22V	-22V	125C	94dB	2MV	75NA	10NA	500MWF	.5MA	12V	15V	30V	15uV/C	.	3MA	80dB	80dB	1.5M
uA101D	FAU	GPU	EXT	.	.	+22V	-22V	125C	94dB	5MV	500NA	200NA	670MWF	.5MA	12V	15V	30V	15uV/C	.	3MA	70dB	70dB	300K
uA101H	FAU	GPU	EXT	.	.	+22V	-22V	125C	94dB	5MV	500NA	200NA	500MWF	.5MA	12V	15V	30V	15uV/C	.	3MA	70dB	70dB	300K
uA102M	FAU	VFA	INT	.	.	+18V	-18V	125C	0dB	5MV	10NA	.	500MWF	1MA	10V	15V	.	20uV/C	.	6MA	.	60dB	10G
uA107H	FAU	GPK	INT	.	.	+22V	-22V	125C	94dB	2MV	75NA	10NA	500MWF	.5MA	12V	15V	30V	15uV/C	.	3MA	80dB	80dB	1.5M
uA108AD	FAU	SBA	EXT	.	.	+20V	-20V	125C	98dB	0.5MV	2NA	0.2NA	500MWF	1MA	13V	15V	0.5V	5uV/C	.	1MA	96dB	96dB	30M
uA108AF	FAU	SBA	EXT	.	.	+20V	-20V	125C	98dB	0.5MV	2NA	0.2NA	500MWF	1MA	13V	15V	1V	5uV/C	.	1MA	96dB	96dB	30M
uA108AH	FAU	SBA	EXT	.	.	+20V	-20V	125C	98dB	0.5MV	2NA	0.2NA	500MWF	1MA	13V	15V	1V	5uV/C	.	1MA	96dB	96dB	30M
uA108D	FAU	SBA	EXT	.	.	+20V	-20V	125C	94dB	2MV	2NA	0.2NA	500MWF	1MA	13V	15V	1V	15uV/C	.	1MA	80dB	80dB	30M
uA108F	FAU	SBA	EXT	.	.	+20V	-20V	125C	94dB	2MV	2NA	0.2NA	500MWF	1MA	13V	15V	1V	15uV/C	.	1MA	80dB	80dB	30M
uA108H	FAU	SBA	EXT	.	.	+20V	-20V	125C	94dB	2MV	2NA	0.2NA	500MWF	1MA	13V	15V	1V	15uV/C	.	1MA	80dB	80dB	30M
uA110M	FAU	VFA	INT	.	.	+18V	-18V	125C	0dB	4MV	3NA	.	500MWF	1MA	10V	15V	.	20uV/C	.	6MA	.	70dB	10G
uA111H	FAU	CPR	EXT	.	.	+18V	-18V	125C	100dB	3MV	100NA	10NA	500MWF	8MA	.	15V	30V	.	.	6MA	.	.	.
uA111R	FAU	CPR	EXT	.	.	+18V	-18V	125C	100dB	3MV	100NA	10NA	500MWF	8MA	.	15V	30V	.	.	6MA	.	.	.
uA201AD	FAU	GPU	EXT	.	.	+22V	-22V	85C	94dB	2MV	75NA	10NA	670MWF	.5MA	12V	15V	30V	15uV/C	.	3MA	80dB	80dB	1.5M
uA201AF	FAU	GPU	EXT	.	.	+22V	-22V	85C	94dB	2MV	75NA	10NA	670MWF	.5MA	12V	15V	30V	15uV/C	.	3MA	80dB	80dB	1.5M
uA201AH	FAU	GPU	EXT	.	.	+22V	-22V	85C	94dB	2MV	75NA	10NA	500MWF	.5MA	12V	15V	30V	15uV/C	.	3MA	80dB	80dB	1.5M
uA201D	FAU	GPU	EXT	.	.	+22V	-22V	70C	86dB	7.5MV	1.5uA	500NA	670MWF	.5MA	12V	15V	30V	30uV/C	.	3MA	65dB	70dB	100K
uA201H	FAU	GPU	EXT	.	.	+22V	-22V	70C	86dB	7.5MV	1.5uA	500NA	500MWF	.5MA	12V	15V	30V	30uV/C	.	3MA	65dB	70dB	100K
uA207H	FAU	GPK	INT	.	.	+22V	-22V	85C	94dB	2MV	75NA	10NA	500MWF	.5MA	12V	15V	30V	15uV/C	.	3MA	80dB	80dB	1.5M
uA208AD	FAU	SBA	EXT	.	.	+20V	-20V	85C	98dB	0.5MV	2NA	0.2NA	500MWF	1MA	13V	15V	1V	5uV/C	.	1MA	96dB	96dB	30M
uA208AF	FAU	SBA	EXT	.	.	+20V	-20V	85C	98dB	0.5MV	2NA	0.2NA	500MWF	1MA	13V	15V	1V	5uV/C	.	1MA	96dB	96dB	30M
uA208AH	FAU	SBA	EXT	.	.	+20V	-20V	85C	98dB	0.5MV	2NA	0.2NA	500MWF	1MA	13V	15V	1V	5uV/C	.	1MA	96dB	96dB	30M
uA208D	FAU	SBA	EXT	.	.	+20V	-20V	85C	94dB	2MV	2NA	0.2NA	500MWF	1MA	13V	15V	1V	15uV/C	.	1MA	80dB	80dB	30M
uA208F	FAU	SBA	EXT	.	.	+20V	-20V	85C	94dB	2MV	2NA	0.2NA	500MWF	1MA	13V	15V	1V	15uV/C	.	1MA	80dB	80dB	30M
uA208H	FAU	SBA	EXT	.	.	+20V	-20V	85C	94dB	2MV	2NA	0.2NA	500MWF	1MA	13V	15V	1V	15uV/C	.	1MA	80dB	80dB	30M
uA301AD	FAU	GPU	EXT	.	.	+18V	-18V	70C	88dB	7.5MV	250NA	50NA	670MWF	.5MA	12V	15V	30V	30uV/C	.	3MA	70dB	70dB	0.5M
uA301AH	FAU	GPU	EXT	.	.	+18V	-18V	70C	88dB	7.5MV	250NA	50NA	500MWF	.5MA	12V	15V	30V	30uV/C	.	3MA	70dB	70dB	0.5M
uA301AT	FAU	GPU	EXT	.	.	+18V	-18V	70C	88dB	7.5MV	250NA	50NA	310MWF	.5MA	12V	15V	30V	30uV/C	.	3MA	70dB	70dB	0.5M
uA302C	FAU	VFA	INT	.	.	+18V	-18V	70C	0dB	15MV	30NA	.	500MWF	1MA	10V	15V	.	50uV/C	.	6MA	.	60dB	10G
uA307H	FAU	GPK	INT	.	.	+18V	-18V	70C	88dB	7.5MV	250NA	50NA	500MWF	.5MA	12V	15V	30V	30uV/C	.	3MA	70dB	70dB	0.5M
uA307T	FAU	GPK	INT	.	.	+18V	-18V	70C	88dB	7.5MV	250NA	50NA	310MWF	.5MA	12V	15V	30V	30uV/C	.	3MA	70dB	70dB	0.5M
uA308AD	FAU	SBA	EXT	.	.	+18V	-18V	70C	98dB	0.5MV	7NA	1NA	500MWF	1MA	13V	15V	1V	5uV/C	.	1MA	96dB	96dB	10M
uA308AH	FAU	SBA	EXT	.	.	+18V	-18V	70C	98dB	0.5MV	7NA	1NA	500MWF	1MA	13V	15V	1V	5uV/C	.	1MA	96dB	96dB	10M

For detailed explanations of column heading notations, see App. A.

Also for ready references the more important abbreviations used in the column headings are listed below:

LEFT HAND PAGE

APP = application (codes at APP.E.)

CMRR = common mode rejection ratio

CMP = compensation (frequency)

dV_{ip}/dT = input offset voltage temperature drift

GBP = gain bandwidth product

I_b = input bias current

I_0 = input bias offset current

I_0 = quiescent supply current

MFR = manufacturer (codes at App.C.)

P_0 = quiescent power consumer

PSRR = power supply rejection ratio

V_{icm} = common mode input voltage rating

V_{idif} = differential input voltage rating

V_{io} = input offset voltage

V_s = dc supply voltage

RIGHT HAND PAGE

Lead out coding summary (details at APP.G.) for different cases (APP.F.)

A = gain adjust

B = bias adjust

C = case

E- = inverting input

E+ = non-inverting input

F, F* = input frequency compensation

G = ground

J = high level input

K = output, open collector

L = output, open emitter

M = metal case

N = not connected

Q = special terminal

R, R* = outputs

S = strobe

T, T* = offset balance

V+ = +ve dc supply

V- = -ve dc supply

W = guard ring

X = blank position, no lead

++ = +ve supplementary dc supply

-- = -ve supplementary dc supply

ϕ, ϕ^* = output frequency compensation

CASE (APP F)	LD 1	LD 2	LD 3	LD 4	LD 5	LD 6	LD 7	LD 8	LD 9	LD 10	LD 11	LD 12	LD 13	LD 14	LD 15	LD 16	EUROPE SUBSTITUTION	USA SUBSTITUTION	1 S S	TYPE NUMBER
DIL-14/1P	N	E-1	E+1	V-	E+2	E-2	N	N	S2	R	V+	G	S1	N	.	.	SFC2711KM	UA711DM	0	TSC1711E
FLP-10/1C	E-1	E+1	V-	E+2	E-2	S2	R	V+	G	S1	SFC2711PM	UA711FM	0	TSC1711F
DIL-14/1C	N	E-1	E+1	V-	E+2	E-2	N	N	S2	R	V+	G	S1	N	.	.	SFC2711KM	UA711DM	0	TSC1711J
T05-10/1M	G	S1	E-1	E+1	V-	E+2	E-2	S2	R	V+	SFC2711M	UA711HM	0	TSC1711V
DIL-14/1P	N	E-1	E+1	V-	E+2	E-2	N	N	S2	R	V+	G	S1	N	0	TSC2225E
FLP-10/3C	E-1	E+1	V-	E+2	E-2	S2	R	V+	G	S1	0	TSC2225F
DIL-14/1C	N	E-1	E+1	V-	E+2	E-2	N	N	S2	R	V+	G	S1	N	0	TSC2225J
T05-10/1M	G	S1	E-1	E+1	V-M	E+2	E-2	S2	R	V+	0	TSC2225V
DIL-14/1P	N	E-1	E+1	V-	E+2	E-2	N	N	S2	R	V+	G	S1	N	.	.	SFC2711EC	UA711DC	0	TSC2711E
FLP-10/3C	E-1	E+1	V-	E+2	E-2	S2	R	V+	G	S1	SFC2711PM	UA711FM	0	TSC2711F
DIL-14/1C	N	E-1	E+1	V-	E+2	E-2	N	N	S2	R	V+	G	S1	N	.	.	SFC2711EC	UA711DC	0	TSC2711J
T05-10/1M	G	S1	E-1	E+1	V-	E+2	E-2	S2	R	V+	SFC2711C	UA711HC	0	TSC2711V
DIL-14/1P	N	E-1	E+1	V-	E+2	E-2	N	N	S2	R	V+	G	S1	N	0	TSC3225E
FLP-10/3C	E-1	E+1	V-	E+2	E-2	S2	R	V+	G	S1	0	TSC3225F
DIL-14/1C	N	E-1	E+1	V-	E+2	E-2	N	N	S2	R	V+	G	S1	N	0	TSC3225J
T05-10/1M	G	S1	E-1	E+1	V-M	E+2	E-2	S2	R	V+	0	TSC3225V
DIL-14/1P	N	E-1	E+1	V-	E+2	E-2	N	N	S2	R	V+	G	S1	N	.	.	SFC2711KM	UA711DM	0	TSC4711E
FLP-10/3C	E-1	E+1	V-	E+2	E-2	S2	R	V+	G	S1	SFC2711PM	UA711FM	0	TSC4711F
DIL-14/1C	N	E-1	E+1	V-	E+2	E-2	N	N	S2	R	V+	G	S1	N	.	.	SFC2711KM	UA711DM	0	TSC4711J
T05-10/1M	G	S1	E-1	E+1	V-	E+2	E-2	S2	R	V+	SFC2711M	UA711HM	0	TSC4711V
DIL-14/1P	N	E-1	E+1	V-	E+2	E-2	N	N	S2	R	V+	G	S1	N	.	.	SFC2711EC	UA711DC	0	TSC5711E
FLP-10/3C	E-1	E+1	V-	E+2	E-2	S2	R	V+	G	S1	SFC2711PM	UA711FM	0	TSC5711F
DIL-14/1C	N	E-1	E+1	V-	E+2	E-2	N	N	S2	R	V+	G	S1	N	.	.	SFC2711EC	UA711DC	0	TSC5711J
T05-10/1M	G	S1	E-1	E+1	V-	E+2	E-2	S2	R	V+	SFC2711C	UA711HC	0	TSC5711V
DIL-14/1C	N	N	TF	E-	E+	V-	N	N	T*	R	V+	F*	N	N	.	.	LM101AJ14	0	UA101AD	
FLP-10/3C	N	TF	E-	E+	V-	T*	R	V+	F*	N	SFC2101APM	LM101AF	0	UA101AF
T05-8/1M	TF	E-	E+	V-M	T*	R	V+	F*	N	SFC2101A	LM101AH	0	UA101AH
DIL-14/1C	N	N	TF	E-	E+	V-	N	N	T*	R	V+	F*	N	N	.	.	LM101AJ14	0	UA101D	
T05-8/1M	TF	E-	E+	V-M	T*	R	V+	F*	N	SFC2101APM	LM101AH	0	UA101H
T05-8/1M	T	N	E+	V-	B	R	V+	T*	LM102H	0	UA102M	
T05-8/1M	N	E-	E+	V-M	N	R	V+	N	SFC2107M	LM107H	0	UA107H
DIL-14/1C	N	F	W	E-	E+	W	V-	N	R	V+	F*	N	N	.	.	.	LM108AD	0	UA108AD	
FLP-10/3C	N	W	E-	E+	W	V-	R	V+	F*	F	SFC2108PM	LM108AF	0	UA108AF
T05-8/1M	F	E-	E+	V-	N	R	V+	F*	SFC2108A	LM108AH	0	UA108AH
DIL-14/1C	N	F	W	E-	E+	W	V	N	R	V+	F*	N	N	.	.	.	LM108AD	0	UA108D	
FLP-10/3C	N	W	E-	E+	W	V-	R	V+	F*	F	SFC2108PM	LM108AF	0	UA108F
T05-8/1M	F	E-	E+	V-	N	R	V+	F*	SFC2108A	LM108AH	0	UA108H
T05-8/1M	T	N	E+	V-	B	R	V+	T*	SFC2110M	LM110H	0	UA110M
T05-8/1M	G	E+	E-	V-	T	T*	R	V+	SFC2111M	LM111H	0	UA111H
DIL-8/1P	G	E+	E-	V-	T	T*	R	V+	SN52111JP	0	UA111R	
DIL-14/1C	N	N	TF	E-	E+	V-	N	N	T*	R	V+	F*	N	N	.	.	LM201AJ14	0	UA201AD	
FLP-10/3C	N	TF	E-	E+	V-	T*	R	V+	F*	N	SFC2201APT	LM201AF	0	UA201AF
T05-8/1M	TF	E-	E+	V-M	T*	R	V+	F*	SFC2101A	LM201AH	0	UA201AH
DIL-14/1C	N	N	TF	E-	E+	V-	N	N	T*	R	V+	F*	N	N	.	.	LM201AJ14	0	UA201D	
T05-8/1M	TF	E-	E+	V-M	T*	R	V+	F*	SFC2201A	LM201AH	0	UA201H
T05-8/1M	N	E-	E+	V-M	N	R	V+	N	SFC2207M	LM207H	0	UA207H
DIL-14/1C	N	F	W	E-	E+	W	V-	N	R	V+	F*	N	N	.	.	.	LM208AD	0	UA208AD	
FLP-10/3C	N	W	E-	E+	W	V-	R	V+	F*	F	SFC2208PT	LM208AF	0	UA208AF
T05-8/1M	F	E-	E+	V-	N	R	V+	F*	SFC2208A	LM208AH	0	UA208AH
DIL-14/1C	N	F	W	E-	E+	W	V-	N	R	V+	F*	N	N	.	.	.	LM208D	0	UA208D	
FLP-10/3C	N	W	E-	E+	W	V-	R	V+	F*	F	SFC2208PT	LM208F	0	UA208F
T05-8/1M	F	E-	E+	V-	N	R	V+	F*	SFC2208	LM208H	0	UA208H
DIL-14/1C	N	N	TF	E-	E+	V-	N	N	T*	R	V+	F*	N	N	.	.	LM301AJ14	0	UA301AD	
T05-8/1M	TF	E-	E+	V-M	T*	R	V+	F*	SFC2301A	LM301AH	0	UA301AH
DIL-8/1P	TF	E-	E+	V-	T*	R	V+	F*	SFC301ADC	LM301AJ	0	UA301AT
T05-8/1M	T	N	E+	V-	B	R	V+	T*	LM302H	0	UA302C	
T05-8/1M	N	E-	E+	V-M	N	R	V+	N	SFC2307	LM307H	0	UA307H
DIL-8/1P	N	E-	E+	V-	N	R	V+	N	SFC2307DC	LM307J	0	UA307T
DIL-14/1C	N	F	W	E-	E+	W	V-	N	R	V+	F*	N	N	.	.	.	LM308AD	0	UA308AD	
T05-8/1M	F	E-	E+	V-	N	R	V+	F*	SFC2308A	LM308AH	0	UA308AH

TYPE NUMBER	MFR	APP	COMP	GBP MIN	SLEW RATE MIN	Vs+ MAX	Vs- MAX	T _{OP}	A _{VOL} MIN	V _{IO} MAX	I _B MAX	I _{IO} MAX	P _{TOT} MAX	I _{OUT} MIN	V _{OUT} MIN	V _{ICM} MAX	V _{IDF} MAX	dV _{IO} /dt MAX	P _O MAX	I _O MAX	CM RR MIN	PS RR MIN	R _{IN} MIN
UA308D	FAU	SBA	EXT	.	.	+18V	-18V	70C	88dB	7.5MV	7NA	1NA	500MWF	1MA	13V	15V	1V	30UV/C	.	1MA	80dB	80dB	10M
UA308H	FAU	SBA	EXT	.	.	+18V	-18V	70C	88dB	7.5MV	7NA	1NA	500MWF	1MA	13V	15V	1V	30UV/C	.	1MA	80dB	80dB	10M
UA310C	FAU	VFA	INT	.	.	+18V	-18V	70C	0dB	7.5MV	7NA	.	500MWF	1MA	10V	15V	.	30UV/C	.	6MA	.	70dB	10G
UA311H	FAU	CPR	EXT	.	.	+18V	-18V	70C	100dB	7.5MV	250NA	50NA	500MWF	8MA	.	15V	30V	.	.	8MA	.	.	.
UA311R	FAU	CPR	EXT	.	.	+18V	-18V	70C	100dB	7.5MV	250NA	50NA	500MWF	8MA	.	15V	30V	.	.	8MA	.	.	.
UA311T	FAU	CPR	EXT	.	.	+18V	-18V	70C	100dB	7.5MV	250NA	50NA	500MWF	8MA	.	15V	30V	.	.	8MA	.	.	.
UA702A	SGG	WBA	EXT	3MHZ	.	+14V	-7V	125C	68dB	2MV	5uA	0.5uA	500MWF	3MA	5V	1.5V	5V	10UV/C	120MW	7MA	80dB	74dB	16K
UA702DC	FAU	WBA	EXT	3MHZ	.	+13V	-8V	70C	66dB	5MV	7.5uA	2uA	670MWF	3MA	5V	5V	5V	20UV/C	120MW	7MA	70dB	70dB	10K
UA702DM	FAU	WBA	EXT	3MHZ	.	+13V	-8V	125C	68dB	2MV	5uA	0.5uA	670MWF	3MA	5V	5V	5V	10UV/C	120MW	7MA	80dB	74dB	16K
UA702FM	FAU	WBA	EXT	3MHZ	.	+13V	-8V	125C	68dB	2MV	5uA	0.5uA	570MWF	3MA	5V	5V	5V	10UV/C	120MW	7MA	80dB	74dB	16K
UA702HC	FAU	WBA	EXT	3MHZ	.	+13V	-8V	70C	66dB	5MV	7.5uA	2uA	500MWF	3MA	5V	5V	5V	20UV/C	120MW	7MA	70dB	70dB	10K
UA702HM	FAU	WBA	EXT	3MHZ	.	+13V	-8V	125C	68dB	2MV	5uA	0.5uA	500MWF	3MA	5V	5V	5V	10UV/C	120MW	7MA	80dB	74dB	16K
UA709	SGG	GPU	EXT	3MHZ	.15V/uS	+18V	-18V	125C	88dB	5MV	500NA	200NA	500MWF	5MA	12V	10V	5V	15UV/C	165MW	70dB	76dB	150K	
UA709A	SJU	GPU	EXT	.	.	+18V	-18V	125C	85dB	5MV	500NA	200NA	300MWF	10MA	12V	10V	5V	6UV/C	165MW	70dB	100dB	150K	
UA709ADM	FAU	GPU	EXT	3MHZ	.15V/uS	+18V	-18V	125C	88dB	2MV	200NA	50NA	670MWF	5MA	12V	10V	5V	10UV/C	108MW	80dB	80dB	350K	
UA709AFM	FAU	GPU	EXT	3MHZ	.15V/uS	+18V	-18V	125C	88dB	2MV	200NA	50NA	570MWF	5MA	12V	10V	5V	10UV/C	108MW	80dB	80dB	350K	
UA709AHM	FAU	GPU	EXT	3MHZ	.15V/uS	+18V	-18V	125C	88dB	2MV	200NA	50NA	500MWF	5MA	12V	10V	5V	10UV/C	108MW	80dB	80dB	350K	
UA709CA	SJU	GPU	EXT	.	.	+18V	-18V	75C	84dB	7.5MV	1.5uA	500NA	250MWF	10MA	12V	10V	5V	.	200MW	65dB	100dB	50K	
UA709CN(8)	MUG	GPU	EXT	.	.	+18V	-18V	75C	84dB	7.5MV	1.5uA	500NA	250MWF	10MA	12V	10V	5V	.	200MW	65dB	100dB	50K	
UA709CN(14)	SJU	GPU	EXT	.	.	+18V	-18V	75C	84dB	7.5MV	1.5uA	500NA	250MWF	10MA	12V	10V	5V	.	200MW	65dB	100dB	50K	
UA709CT	SJU	GPU	EXT	.	.	+18V	-18V	75C	84dB	7.5MV	1.5uA	500NA	250MWF	10MA	12V	10V	5V	.	200MW	65dB	100dB	50K	
UA709CV	MUG	GPU	EXT	.	.	+18V	-18V	75C	84dB	7.5MV	1.5uA	500NA	250MWF	10MA	12V	10V	5V	.	200MW	65dB	100dB	50K	
UA709DC	FAU	GPU	EXT	3MHZ	.15V/uS	+18V	-18V	70C	84dB	7.5MV	1.5uA	500NA	670MWF	5MA	12V	10V	5V	.	200MW	65dB	74dB	50K	
UA709DM	FAU	GPU	EXT	3MHZ	.15V/uS	+18V	-18V	125C	88dB	5MV	500NA	200NA	670MWF	5MA	12V	10V	5V	15UV/C	165MW	70dB	76dB	150K	
UA709F	MUG	GPU	EXT	.	.	+18V	-18V	125C	.	5MV	500NA	200NA	300MWF	10MA	12V	10V	5V	6UV/C	165MW	70dB	100dB	150K	
UA709FM	FAU	GPU	EXT	3MHZ	.15V/uS	+18V	-18V	125C	88dB	5MV	500NA	200NA	570MWF	5MA	12V	10V	5V	15UV/C	165MW	70dB	76dB	150K	
UA709HC	FAU	GPU	EXT	3MHZ	.15V/uS	+18V	-18V	70C	84dB	7.5MV	1.5uA	500NA	500MWF	5MA	12V	10V	5V	.	200MW	65dB	74dB	50K	
UA709HM	FAU	GPU	EXT	3MHZ	.15V/uS	+18V	-18V	125C	88dB	5MV	500NA	200NA	500MWF	5MA	12V	10V	5V	15UV/C	165MW	70dB	76dB	150K	
UA709N(8)	MUG	GPU	EXT	.	.	+18V	-18V	125C	85dB	5MV	500NA	200NA	300MWF	10MA	12V	10V	5V	6UV/C	165MW	70dB	100dB	150K	
UA709N(14)	MUG	GPU	EXT	.	.	+18V	-18V	125C	85dB	5MV	500NA	200NA	300MWF	10MA	12V	10V	5V	6UV/C	165MW	70dB	100dB	150K	
UA709PC	FAU	GPU	EXT	3MHZ	.15V/uS	+18V	-18V	70C	84dB	7.5MV	1.5uA	500NA	670MWF	5MA	12V	10V	5V	.	200MW	65dB	74dB	50K	
UA709T	SJU	GPU	EXT	.	.	+18V	-18V	125C	88dB	5MV	500NA	200NA	300MWF	10MA	12V	10V	5V	6UV/C	165MW	70dB	76dB	150K	
UA709TC	FAU	GPU	EXT	3MHZ	.15V/uS	+18V	-18V	70C	84dB	7.5MV	1.5uA	500NA	670MWF	5MA	12V	10V	5V	.	200MW	65dB	74dB	50K	
UA709V	MUG	GPU	EXT	.	.	+18V	-18V	125C	85dB	5MV	500NA	200NA	300MWF	10MA	12V	10V	5V	6UV/C	165MW	70dB	100dB	150K	
UA710DC	FAU	CPR	EXT	.	.	+14V	-6V	70C	60dB	5MV	25uA	5uA	670MWF	5MA	2.5V	7V	5V	20UV/C	150MW	70dB	.	.	.
UA710DM	FAU	CPR	EXT	.	.	+14V	-6V	125C	62dB	2MV	20uA	3uA	670MWF	5MA	2.5V	7V	5V	10UV/C	150MW	80dB	.	.	.
UA710F	MUG	CPR	EXT	.	.	+14V	-7V	125C	62dB	2MV	16uA	3uA	200MWF	5MA	2.5V	5V	5V	10UV/C	150MW	9MA	80dB	.	.
UA710FM	FAU	CPR	EXT	.	.	+14V	-6V	125C	62dB	2MV	20uA	3uA	570MWF	5MA	2.5V	7V	5V	10UV/C	150MW	80dB	.	.	.
UA710HC	FAU	CPR	EXT	.	.	+14V	-6V	70C	60dB	5MV	25uA	5uA	500MWF	5MA	2.5V	7V	5V	20UV/C	150MW	70dB	.	.	.
UA710HM	FAU	CPR	EXT	.	.	+14V	-7V	125C	62dB	2MV	20uA	3uA	500MWF	5MA	2.5V	7V	5V	10UV/C	150MW	80dB	.	.	.
UA710A	SJU	CPR	EXT	.	.	+14V	-7V	125C	62dB	2MV	16uA	3uA	200MWF	5MA	2.5V	5V	5V	10UV/C	150MW	9MA	80dB	.	.
UA710CA	SJU	CPR	EXT	.	.	+14V	-7V	75C	60dB	5MV	25uA	5uA	300MWF	5MA	2.5V	5V	5V	20UV/C	150MW	9MA	70dB	.	.
UA710CF	MUG	CPR	EXT	.	.	+14V	-7V	75C	60dB	5MV	25uA	5uA	300MWF	5MA	2.5V	5V	5V	20UV/C	150MW	9MA	70dB	.	.
UA710CN(8)	MUG	CPR	EXT	.	.	+14V	-7V	75C	60dB	5MV	25uA	5uA	300MWF	5MA	2.5V	5V	5V	20UV/C	150MW	9MA	70dB	.	.
UA710CN(14)	MUG	CPR	EXT	.	.	+14V	-7V	75C	60dB	5MV	25uA	5uA	300MWF	5MA	2.5V	5V	5V	20UV/C	150MW	9MA	70dB	.	.
UA710CT	SJU	CPR	EXT	.	.	+14V	-7V	75C	60dB	5MV	25uA	5uA	200MWF	5MA	2.5V	5V	5V	20UV/C	150MW	9MA	70dB	.	.
UA710CV	MUG	CPR	EXT	.	.	+14V	-7V	75C	60dB	5MV	25uA	5uA	300MWF	5MA	2.5V	5V	5V	20UV/C	150MW	9MA	70dB	.	.
UA710PC	FAU	CPR	EXT	.	.	+14V	-7V	70C	60dB	5MV	25uA	5uA	670MWF	5MA	2.5V	7V	5V	20UV/C	150MW	70dB	.	.	.
UA710T	SJU	CPR	EXT	.	.	+14V	-7V	125C	62dB	2MV	16uA	3uA	300MWF	5MA	2.5V	7V	5V	10UV/C	150MW	9MA	80dB	.	.
UA711A	SJU	DCP	EXT	.	.	+14V	-7V	125C	58dB	3.5MV	75uA	10uA	300MWF	5MA	2.5V	5V	5V	10UV/C	200MW	15MA	.	.	.
UA711CA	SJU	DCP	EXT	.	.	+14V	-7V	75C	57dB	5MV	100uA	15uA	300MWF	5MA	2.5V	5V	5V	10UV/C	200MW	15MA	.	.	.
UA711CF	MUG	DCP	EXT	.	.	+14V	-7V	75C	57dB	5MV	100uA	15uA	300MWF	5MA	2.5V	5V	5V	10UV/C	200MW	15MA	.	.	.
UA711CK	SJU	DCP	EXT	.	.	+14V	-7V	75C	57dB	5MV	100uA	15uA	300MWF	5MA	2.5V	5V	5V	10UV/C	200MW	15MA	.	.	.
UA711CN(14)	SJU	DCP	EXT	.	.	+14V	-7V	75C	57dB	5MV	100uA	15uA	300MWF	5MA	2.5V	5V	5V	10UV/C	200MW	15MA	.	.	.
UA711DC	FAU	DCP	EXT	.	.	+14V	-7V	70C	57dB	5MV	100uA	15uA	670MWF	5MA	2.5V	7V	5V	20UV/C	230MW
UA711DM	FAU	DCP	EXT	.	.	+14V	-7V	125C	58dB	3.5MV	75uA	10uA	670MWF	5MA	2.5V	7V	5V	20UV/C	200MW
UA711F	MUG	DCP	EXT	.	.	+14V	-7V	125C	58dB	3.5MV	75uA	10uA	300MWF	5MA	2.5V	5V	5V	10UV/C	200MW	15MA	.	.	.
UA711FM	FAU	DCP	EXT	.	.	+14V	-7V	125C	58dB	3.5MV	75uA	10uA	570MWF	5MA	2.5V	7V	5V	20UV/C	200MW
UA711HC	FAU	DCP	EXT	.	.	+14V	-7V	70C	57dB	5MV	100uA	15uA	500MWF	5MA	2.5V	7V	5V	20UV/C	230MW
UA711HM	FAU	DCP	EXT	.	.	+14V	-7V	125C	58dB	3.5MV	75uA	10uA	500MWF	5MA	2.5V	7V	5V	20UV/C	200MW

For detailed explanations of column heading notations, see App. A.

Also for ready references the more important abbreviations used in the column headings are listed below:

LEFT HAND PAGE

- APP = application (codes at APP.E.)
- CMRR = common mode rejection ratio
- CMP = compensation (frequency)
- dV_{IO}/dT = input offset voltage temperature drift
- GBP = gain bandwidth product
- I_B = input bias current
- I_O = input bias offset current
- I_Q = quiescent supply current
- MFR = manufacturer (codes at App.C.)
- P_O = quiescent power consumer
- PSRR = power supply rejection ratio
- V_{ICM} = common mode input voltage rating
- V_{IDF} = differential input voltage rating
- V_{IO} = input offset voltage
- V_S = dc supply voltage

RIGHT HAND PAGE

- Lead out coding summary (details at APP.G.) for different cases (APP.F.)
- A = gain adjust
- B = bias adjust
- C = case
- E- = inverting input
- E+ = non-inverting input
- F,F* = input frequency compensation
- G = ground
- J = high level input
- K = output, open collector
- L = output, open emitter
- M = metal case
- N = not connected
- Q = special terminal
- R,R* = outputs
- S = strobe
- T,* = offset balance
- V+ = +ve dc supply
- V- = -ve dc supply
- W = guard ring
- X = blank position, no lead
- ++ = +ve supplementary dc supply
- = -ve supplementary dc supply
- ϕ,ϕ^* = output frequency compensation

CASE (APP F)	LD 1	LD 2	LD 3	LD 4	LD 5	LD 6	LD 7	LD 8	LD 9	LD 10	LD 11	LD 12	LD 13	LD 14	LD 15	LD 16	EUROPE SUBSTITUTION	USA SUBSTITUTION	I S TYPE NUMBER
DIL-14/1C	N	F	W	E-	E+	W	V-	N	N	R	V+	F*	N	N	.	.	SFC2308A	LM308AD	0 UA308D
T05-8/1M	F	E-	E+	V-	N	R	V+	F*	SFC2310EC	LM308AH	0 UA308H
T05-8/1M	T	N	E+	V-	B	R	V+	T*	SFC2310EC	LM310H	0 UA310C
T05-8/1M	G	E+	E-	V-	T	T*S	R	V+	SFC2311	LM311H	0 UA311H
DIL-8/1P	G	E+	E-	V-	T	T*S	R	V+	SFC2311DC	LM311N	0 UA311R
DIL-8/1P	G	E+	E-	V-	T	T*S	R	V+	SFC2311DC	LM311N	0 UA311T
T05-8/1M	G	E-	E+	V-M	F	ϕ	R	V+	SN52702AL	SN52702AL	0 UA702A
DIL-14/1C	N	N	G	E-	E+	V-	N	N	F	ϕ	R	N	V+	N	.	.	U6E7712393	SN72702J	0 UA702DC
DIL-14/1C	N	N	G	E-	E+	V-	N	N	F	ϕ	R	N	V+	N	.	.	SN52702AJ	SN52702AJ	0 UA702DM
FLP-10/3C	N	G	E-	E+	V-	F	ϕ	R	N	V+	SN52702AFA	SN52702AFA	0 UA702FM
T05-8/1M	G	E-	E+	V-M	F	ϕ	R	V+	U5B771239X	SN72702L	0 UA702HC
T05-8/1M	G	E-	E+	V-M	F	ϕ	R	V+	U5B771231X	SN52702AL	0 UA702HM
T05-8/1M	F	E-	E+	V-M	ϕ	ϕ *R	V+	F*	TAA522	UA709HM	0 UA709
DIL-14/1P	N	N	F	E-	E+	V-	N	N	ϕ	R	V+	F*	N	N	.	.	LM709J	UA709DM	0 UA709A
DIL-14/1C	N	N	F	E-	E+	V-	N	N	ϕ	R	V+	F*	N	N	.	.	SN52709AJ	LM709AJ	0 UA709ADM
FLP-10/3C	N	F	E-	E+	V-	ϕ	R	V+	F*	N	SN52709AFA	SN52709AFA	0 UA709AFM
T05-8/1M	F	E-	E+	V-	ϕ	ϕ *R	V+	F*	TAA522	SN52709AL	0 UA709AHM
DIL-14/1P	N	N	F	E-	E+	V-	N	N	ϕ	R	V+	F*	N	N	.	.	TAA521A	UA709DC	0 UA709CA
DIL-8/1P	F	E-	E+	V-	ϕ	ϕ *R	V+	F*	LM709CN8	UA709TC	0 UA709CN(8)
DIL-14/1P	N	N	F	E-	E+	V-	N	N	ϕ	R	V+	F*	N	N	.	.	TAA521A	UA709DC	0 UA709CN(14)
T05-8/1M	F	E-	E+	V-M	ϕ	ϕ *R	V+	F*	TAA521	UA709HC	0 UA709CT
DIL-8/1P	F	E-	E+	V-	ϕ	ϕ *R	V+	F*	LM709CN8	UA709TC	0 UA709CV
DIL-14/1C	N	N	F	E-	E+	V-	N	N	ϕ	R	V+	F*	N	N	.	.	TAA521A	LM709CN	0 UA709DC
DIL-14/1C	N	N	F	E-	E+	V-	N	N	ϕ	R	V+	F*	N	N	.	.	SN52709AJ	LM709J	0 UA709DM
DIL-14/1C	N	N	F	E-	E+	V-	N	N	ϕ	R	V+	F*	N	N	.	.	LM709J	UA709DM	0 UA709F
FLP-10/3C	N	F	E-	E+	V-	ϕ	R	V+	F*	N	SN52709AFA	SN52709AFA	0 UA709FM
T05-8/1M	F	E-	E+	V-	ϕ	ϕ *R	V+	F*	TAA521	LM709CH	0 UA709HC
T05-8/1M	F	E-	E+	V-	ϕ	ϕ *R	V+	F*	TAA522	LM709H	0 UA709HM
DIL-8/1P	F	E-	E+	V-	ϕ	ϕ *R	V+	F*	SN52709AJP	MC1709J	0 UA709N(8)
DIL-14/1P	N	N	F	E-	E+	V-	N	N	ϕ	R	V+	F*	N	N	.	.	LM709J	UA709DM	0 UA709N(14)
DIL-14/1P	N	N	F	E-	E+	V-	N	N	ϕ	R	V+	F*	N	N	.	.	TAA521A	LM709CN	0 UA709PC
T05-8/1M	F	E-	E+	V-M	ϕ	ϕ *R	V+	F*	TAA522	UA709HM	0 UA709T
DIL-8/1P	F	E-	E+	V-	ϕ	ϕ *R	V+	F*	SN72709CJP	LM709CN8	0 UA709TC
DIL-8/1P	F	E-	E+	V-	ϕ	ϕ *R	V+	F*	SN52709AJP	MC1709J	0 UA709V
DIL-14/1C	N	G	E+	E-	N	V-	N	N	R	N	V+	N	N	N	.	.	SFC2710EC	UA710CF	0 UA710DC
DIL-14/1C	N	G	E+	E-	N	V-	N	N	R	N	V+	N	N	N	.	.	SFC2710KM	UA710F	0 UA710DM
DIL-14/1C	N	G	E+	E-	N	V-	N	N	R	N	V+	N	N	N	.	.	SFC2710KM	UA710DM	0 UA710F
DIL-14/1P	N	G	E+	E-	N	V-	N	N	R	N	V+	N	N	N	.	.	SFC2710PM	UA710FM	0 UA710FM
T05-8/1M	G	E+	E-	V-	N	N	R	V+	SFC2710C	LM710CH	0 UA710HC
T05-8/1M	G	E+	E-	V-	N	N	R	V+	SFC2710M	LM710H	0 UA710HM
DIL-14/1P	N	E-1	E+1	V-	E+2	E-2	N	N	S2	R	V+	G	S1	N	.	.	SFC2711KM	UA711DM	0 UA711HM
DIL-14/1P	N	G	E-	E+	N	V-	N	N	R	N	V+	N	N	N	.	.	SFC2710KM	UA710DM	0 UA710A
DIL-14/1P	N	G	E-	E+	N	V-	N	N	R	N	V+	N	N	N	.	.	SFC2710EC	UA710DC	0 UA710CA
DIL-14/1C	N	G	E-	E+	N	V-	N	N	R	N	V+	N	N	N	.	.	SFC2710KM	UA710DC	0 UA710CF
DIL-8/1P	G	E+	E-	V-	N	N	R	V+	UA710CV	UA710CN(8)	0 UA710CN(8)
DIL-14/1P	N	G	E-	E+	N	V-	N	N	R	N	V+	N	N	N	.	.	SFC2710EC	UA710DC	0 UA710CN(14)
T05-8/1M	G	E+	E-	V-	N	N	R	V+	SFC2710C	UA710HC	0 UA710CT
DIL-8/1P	G	E+	E-	V-	N	N	R	V+	UA710CN8	UA710CN8	0 UA710CV
DIL-14/1P	N	G	E+	E-	N	V-	N	N	R	N	V+	N	N	N	.	.	SFC2710EC	UA710DC	0 UA710PC
T05-8/1M	G	E+	E-	V-	N	N	R	V+	SFC2710M	UA710HM	0 UA710T
DIL-14/1P	N	E-1	E+1	V-	E+2	E-2	N	N	S2	R	V+	G	S1	N	.	.	SFC2711KM	UA711DM	0 UA711A
DIL-14/1P	N	E-1	E+1	V-	E+2	E-2	N	N	S2	R	V+	G	S1	N	.	.	SFC2711EC	UA711DC	0 UA711CA
DIL-14/1C	N	E-1	E+1	V-	E+2	E-2	N	N	S2	R	V+	G	S1	N	.	.	SFC2711EC	UA711DC	0 UA711CF
T05-10/1M	G	S1	E-1	E+1	V-M	E+2	E-2	S2	R	V+	SFC2711C	UA711HC	0 UA711CK
DIL-14/1P	N	E-1	E+1	V-	E+2	E-2	N	N	S2	R	V+	G	S1	N	.	.	SFC2711EC	UA711DC	0 UA711CN(14)
DIL-14/1C	N	E-1	E+1	V-	E+2	E-2	N	N	S2	R	V+	G	S1	N	.	.	SFC2711EC	LM711CN	0 UA711DC
DIL-14/1C	N	E-1	E+1	V-	E+2	E-2	N	N	S2	R	V+	G	S1	N	.	.	SFC2711KM	UA711N14	0 UA711DM
DIL-14/1C	N	E-1	E+1	V-	E+2	E-2	N	N	S2	R	V+	G	S1	N	.	.	SFC2711KM	UA711DM	0 UA711F
FLP-10/3C	E-1	E+1	V-	E+2	E-2	S2	R	V+	G	S1	SFC2711PM	711BH	0 UA711FM
T05-10/1M	G	S1	E-1	E+1	V-	E+2	E-2	S2	R	V+	SFC2711C	LM711CH	0 UA711HC
T05-10/1M	G	S1	E-1	E+1	V-	E+2	E-2	S2	R	V+	SFC2711M	LM711H	0 UA711HM

TYPE NUMBER	MFR	APP	COMP	GBP MIN	SLEW RATE MIN	V _{S+} MAX	V _{S-} MAX	T _{OP}	A _{VOL} MIN	V _{IO} MAX	I _B MAX	I _{IO} MAX	P _{TOT} MAX	I _{OUT} MIN	V _{OUT} MIN	V _{ICM} MAX	V _{IDF} MAX	dV _{IO} /dT MAX	P _O MAX	I _O MAX	CM RR MIN	PS RR MIN	R _{IN} MIN
UA711K	SJU	DCP	EXT	.	.	+14V	-7V	125C	58dB	3.5MV	75UA	10UA	300MWF	5MA	2.5V	5V	5V	10uV/C	200MW	15MA	.	.	.
UA711N(14)	MUG	DCP	EXT	.	.	+14V	-7V	125C	58dB	3.5MV	75UA	10UA	300MWF	5MA	2.5V	5V	5V	10uV/C	200MW	15MA	.	.	.
UA711PC	FAU	DCP	EXT	.	.	+14V	-7V	70C	57dB	5MV	100UA	15UA	670MWF	5MA	2.5V	7V	5V	20uV/C	230MW
UA7150C	FAU	HSR	EXT	.	10V/uS	+18V	-18V	70C	80dB	7.5MV	1.5UA	250NA	670MWF	5MA	10V	15V	15V	.	300MW	10MA	74dB	68dB	300K
UA7150M	FAU	HSR	EXT	.	15V/uS	+18V	-18V	125C	84dB	5MV	750NA	250NA	670MWF	5MA	10V	15V	15V	.	210MW	7MA	74dB	70dB	300K
UA715HC	FAU	HSR	EXT	.	10V/uS	+18V	-18V	70C	80dB	7.5MV	1.5UA	250NA	500MWF	5MA	10V	15V	15V	.	300MW	10MA	74dB	68dB	300K
UA715HM	FAU	HSR	EXT	.	15V/uS	+18V	-18V	125C	84dB	5MV	750NA	250NA	500MWF	5MA	10V	15V	15V	.	210MW	7MA	74dB	70dB	300K
UA725AHM	FAU	PIA	EXT	.	.	+22V	-22V	125C	120dB	0.5MV	75NA	5NA	500MWF	5MA	12V	22V	5V	2uV/C	120MW	.	110dB	102dB	500K
UA725EHC	FAU	PIA	EXT	.	.	+22V	-22V	70C	120dB	0.5MV	75NA	5NA	500MWF	5MA	12V	22V	5V	2uV/C	150MW	.	120dB	106dB	500K
UA725HC	FAU	PIA	EXT	.	.	+22V	-22V	70C	108dB	2.5MV	125NA	35NA	500MWF	5MA	12V	22V	5V	5uV/C	150MW	.	94dB	90dB	500K
UA725HM	FAU	PIA	EXT	.	.	+22V	-22V	125C	120dB	1MV	100NA	20NA	500MWF	5MA	12V	22V	5V	5uV/C	150MW	.	110dB	100dB	500K
UA727HC	FAU	BDO	EXT	.	.	+18V	-18V	85C	34dB	10MV	75NA	25NA	500MWF	.	5V	15V	10V	3uV/C	.	17MA	70dB	74dB	100M
UA727HM	FAU	BDO	EXT	.	.	+18V	-18V	125C	36dB	10MV	40NA	15NA	500MWF	.	5V	15V	10V	1.5uV/C	.	17MA	80dB	74dB	100M
UA730HC	FAU	BDO	EXT	1MHZ	.	+15V	-8V	75C	40dB	5MV	30UA	3UA	500MWF	.	2V	4V	5V	.	156MW	13MA	60dB	.	2.5K
UA730HM	FAU	BDO	EXT	1MHZ	.	+15V	.	125C	40dB	2.5MV	7.5UA	1.5UA	500MWF	.	2V	4V	5V	.	156MW	13MA	70dB	.	5K
UA733A	SJU	BDO	EXT	20MHZ	.	+8V	-8V	125C	50dB	5MV	20UA	3UA	600MWF	2MA	1.5V	6V	5V	.	.	24MA	60dB	50dB	2K
UA733CA	SJU	BDO	EXT	20MHZ	.	+8V	-8V	75C	48dB	6MV	30UA	5UA	300MWF	2MA	1.5V	6V	5V	.	.	24MA	60dB	50dB	2K
UA733CF	MUG	BDO	EXT	20MHZ	.	+8V	-8V	75C	48dB	6MV	30UA	5UA	500MWF	2MA	1.5V	6V	5V	.	.	24MA	60dB	50dB	2K
UA733CI	SJU	BDO	EXT	20MHZ	.	+8V	-8V	75C	48dB	6MV	30UA	5UA	500MWF	2MA	1.5V	6V	5V	.	.	24MA	60dB	50dB	2K
UA733CK	SJU	BDO	EXT	20MHZ	.	+8V	-8V	75C	48dB	6MV	30UA	5UA	350MWF	2MA	1.5V	6V	5V	.	.	24MA	60dB	50dB	2K
UA733CN(14)	MUG	BDO	EXT	20MHZ	.	+8V	-8V	75C	48dB	6MV	30UA	5UA	300MWF	2MA	1.5V	6V	5V	.	.	24MA	60dB	50dB	2K
UA733DC	FAU	BDO	EXT	20MHZ	.	+8V	-8V	70C	48dB	6MV	30UA	5UA	670MWF	2MA	1.5V	6V	5V	.	.	24MA	60dB	50dB	2K
UA733DM	FAU	BDO	EXT	20MHZ	.	+8V	-8V	125C	50dB	5MV	20UA	3UA	670MWF	2MA	1.5V	6V	5V	.	.	24MA	60dB	50dB	2K
UA733F	MUG	BDO	EXT	20MHZ	.	+8V	-8V	125C	50dB	5MV	20UA	3UA	1WF	2MA	1.5V	6V	5V	.	.	24MA	60dB	50dB	2K
UA733FM	FAU	BDO	EXT	20MHZ	.	+8V	-8V	125C	50dB	5MV	20UA	3UA	570MWF	2MA	1.5V	6V	5V	.	.	24MA	60dB	50dB	2K
UA733HC	FAU	BDO	EXT	20MHZ	.	+8V	-8V	70C	48dB	6MV	30UA	5UA	500MWF	2MA	1.5V	6V	5V	.	.	24MA	60dB	50dB	2K
UA733HM	FAU	BDO	EXT	20M	.	+8V	-8V	125C	50dB	5MV	20UA	3UA	500MWF	2MA	1.5V	6V	5V	.	.	24MA	60dB	50dB	2K
UA733I	SJU	BDO	EXT	20MHZ	.	+8V	-8V	125C	50dB	5MV	20UA	3UA	500MWF	2MA	1.5V	6V	5V	.	.	24MA	60dB	50dB	2K
UA733K	SJU	BDO	EXT	20MHZ	.	+8V	-8V	125C	50dB	5MV	20UA	3UA	700MWF	2MA	1.5V	6V	5V	.	.	24MA	60dB	50dB	2K
UA734DC	FAU	CPR	EXT	.	.	+18V	-18V	70C	91dB	5MV	100NA	25NA	670MWF	3MA	.	13V	10V	20uV/C	145MW	.	70dB	80dB	7M
UA734DM	FAU	CPR	EXT	.	.	+18V	-18V	125C	91dB	3MV	50NA	10NA	670MWF	3MA	.	13V	10V	15uV/C	145MW	.	70dB	80dB	20M
UA734HC	FAU	CPR	EXT	.	.	+18V	-18V	70C	91dB	5MV	100NA	25NA	500MWF	3MA	.	13V	10V	20uV/C	145MW	.	70dB	80dB	7M
UA734HM	FAU	CPR	EXT	.	.	+18V	-18V	125C	91dB	3MV	50NA	10NA	500MWF	3MA	.	13V	10V	15uV/C	145MW	.	70dB	80dB	20M
UA7390C	FAU	DLN	EXT	.	.	+18V	-18V	70C	76dB	6MV	2UA	1UA	670MWF	2MA	12V	15V	5V	.	420MW	14MA	70dB	74dB	37K
UA739PC	FAU	DLN	EXT	.	.	+18V	-18V	70C	76dB	6MV	2UA	1UA	670MWF	5MA	12V	15V	5V	.	420MW	14MA	70dB	74dB	37K
UA740CT	SJU	FET	INT	.5MHZ	3V/uS	+22V	-22V	70C	88dB	60MV	2NA	120pA	500MWF	40MA	12V	22V	30V	.	240MW	3MA	74dB	77dB	500K
UA740HC	FAU	FET	INT	1MHZ	2V/uS	+22V	-22V	70C	86dB	20MV	2NA	300pA	500MWF	5MA	12V	15V	30V	.	240MW	8MA	55dB	66dB	300K
UA740HM	FAU	FET	INT	1MHZ	2V/uS	+22V	-22V	125C	94dB	110MV	200pA	150pA	500MWF	5MA	12V	15V	30V	.	156MW	5MA	64dB	70dB	300K
UA740T	SJU	FET	INT	.5MHZ	3V/uS	+22V	-22V	70C	88dB	30MV	2NA	120pA	500MWF	40MA	12V	22V	30V	.	240MW	3MA	74dB	77dB	500K
UA741A	MUG	GPK	INT	.	.25V/uS	+22V	-22V	125C	94dB	5MV	500NA	200NA	500MWF	5MA	10V	12V	30V	.	85MW	3MA	70dB	76dB	300K
UA741ADM	FAU	GPK	INT	.4MHZ	0.3V/uS	+22V	-22V	125C	94dB	3MV	80NA	30NA	670MWF	10MA	16V	15V	30V	15uV/C	150MW	.	80dB	86dB	1M
UA741AFM	FAU	GPK	INT	.4MHZ	0.3V/uS	+22V	-22V	125C	94dB	3MV	80NA	30NA	570MWF	10MA	16V	15V	30V	15uV/C	150MW	.	80dB	86dB	1M
UA741AHM	FAU	GPK	INT	.4MHZ	0.3V/uS	+22V	-22V	125C	94dB	3MV	80NA	30NA	500MWF	10MA	16V	15V	30V	15uV/C	150MW	.	80dB	86dB	1M
UA741CA	SJU	GPK	INT	.	.25V/uS	+18V	-18V	70C	86dB	6MV	500NA	200NA	500MWF	5MA	10V	15V	30V	.	85MW	3MA	70dB	76dB	300K
UA741CD	MUG	GPK	INT	.	.25V/uS	+18V	-18V	70C	86dB	6MV	500NA	200NA	.	5MA	10V	15V	30V	.	85MW	3MA	70dB	76dB	300K
UA741CN(8)	SJU	GPK	INT	.	.25V/uS	+18V	-18V	70C	86dB	6MV	500NA	200NA	500MWF	3MA	10V	15V	30V	.	85MW	3MA	70dB	76dB	300K
UA741CN(14)	MUG	GPK	INT	.	.25V/uS	+18V	-18V	70C	86dB	6MV	500NA	200NA	500MWF	5MA	10V	15V	30V	.	85MW	3MA	70dB	76dB	300K
UA741CT	SJU	GPK	INT	.	.25V/uS	+18V	-18V	70C	86dB	6MV	500NA	200NA	500MWF	5MA	10V	15V	30V	.	85MW	3MA	70dB	76dB	300K
UA741CV	SJU	GPK	INT	.	.25V/uS	+18V	-18V	70C	86dB	6MV	500NA	200NA	500MWF	3MA	10V	15V	30V	.	85MW	3MA	70dB	76dB	300K
UA741DC	FAU	GPK	INT	.	0.2V/uS	+18V	-18V	70C	86dB	6MV	500NA	200NA	670MWF	5MA	12V	15V	30V	.	85MW	3MA	70dB	76dB	300K
UA741DM	FAU	GPK	INT	.4MHZ	0.3V/uS	+22V	-22V	125C	94dB	3MV	80NA	30NA	670MWF	5MA	12V	15V	30V	15uV/C	150MW	.	80dB	86dB	1M
UA741EDC	FAU	GPK	INT	.4MHZ	0.3V/uS	+22V	-22V	70C	94dB	3MV	80NA	30NA	670MWF	7MA	16V	15V	30V	15uV/C	150MW	.	80dB	86dB	1M
UA741EHC	FAU	GPK	INT	.4MHZ	0.3V/uS	+22V	-22V	70C	94dB	3MV	80NA	30NA	500MWF	7MA	16V	15V	30V	15uV/C	150MW	.	80dB	86dB	1M
UA741F	MUG	GPK	INT	.	.25V/uS	+22V	-22V	125C	94dB	5MV	500NA	200NA	500MWF	5MA	10V	12V	30V	.	85MW	3MA	70dB	76dB	300K
UA741FM	FAU	GPK	INT	.	0.2V/uS	+22V	-22V	125C	94dB	5MV	500NA	200NA	570MWF	5MA	12V	15V	30V	.	85MW	3MA	70dB	76dB	300K
UA741HC	FAU	GPK	INT	.	0.2V/uS	+18V	-18V	70C	86dB	6MV	500NA	200NA	500MWF	5MA	12V	15V	30V	.	.	3MA	70dB	76dB	300K
UA741HM	FAU	GPK	INT	.	0.2V/uS	+22V	-22V	125C	94dB	5MV	500NA	200NA	500MWF	7MA	12V	15V	30V	.	85MW				

For detailed explanations of column heading notations, see App. A.

Also for ready references the more important abbreviations used in the column headings are listed below:

LEFT HAND PAGE

- APP = application
(codes at APP.E.)
- CMRR = common mode rejection ratio
- CMP = compensation (frequency)
- $v_{IO}/\delta T$ = input offset voltage temperature drift
- GBP = gain bandwidth product
- I_B = input bias current
- I_{IO} = input bias offset current
- I_Q = quiescent supply current
- MFR = manufacturer (codes at App.C.)
- P_Q = quiescent power consumer
- PSRR = power supply rejection ratio
- V_{ICM} = common mode input voltage rating
- V_{IDF} = differential input voltage rating
- V_{IO} = input offset voltage
- V_S = dc supply voltage

RIGHT HAND PAGE

Lead out coding summary (details at APP.G.) for different cases (APP.F.)

- A = gain adjust
- B = bias adjust
- C = case
- E- = inverting input
- E+ = non-inverting input
- F, F* = input frequency compensation
- G = ground
- J = high level input
- K = output, open collector
- L = output, open emitter
- M = metal case
- N = not connected
- Q = special terminal
- R, R* = outputs
- S = strobe
- T, T* = offset balance
- V+ = +ve dc supply
- V- = -ve dc supply
- W = guard ring
- X = blank position, no lead
- ++ = +ve supplementary dc supply
- = -ve supplementary dc supply
- ϕ, ϕ^* = output frequency compensation

CASE (APP. F)	LD 1	LD 2	LD 3	LD 4	LD 5	LD 6	LD 7	LD 8	LD 9	LD 10	LD 11	LD 12	LD 13	LD 14	LD 15	LD 16	EUROPE SUBSTITU-TUTE	USA SUBSTITU-TUTE	I S S	TYPE NUMBER
T05-10/1M	G	S1	E-1	E+1	V-	E+2	E-2	S2	R	V+							SFC2711M	UA711HM	0	UA711K
DIL-14/1P	N	E-1	E+1	V-	E+2	E-2	N	N	S2	R	V+	G	S1	N			SFC2711KM	UA711DM	0	UA711N(14)
DIL-14/1P	N	E-1	E+1	V-	E+2	E-2	N	N	S2	R	V+	G	S1	N			SFC2711EC	LM711CN	0	UA711PC
DIL-14/1C	F	F*	Q	E-	E+	N	N	N	N	V-	R	ϕ	V+	ϕ^*				UA715DM	0	UA715DC
DIL-14/1C	F	F*	Q	E-	E+	N	N	N	N	V-	R	ϕ	V+	ϕ^*					0	UA715DM
T05-10/1M	F	Q	E-	E+	V-	R	ϕ	V+	ϕ^*	F*								UA715HM	0	UA715HC
T05-10/1M	F	Q	E-	E+	V-	R	ϕ	V+	ϕ^*	F*									0	UA715HM
T05-8/1M	T	E-	E+	V-	ϕ	ϕ^*	V+	T*									RM725T	SSS725AJ	0	UA725AHM
T05-8/1M	T	E-	E+	V-	ϕ	ϕ^*	V+	T*									RC725J	SSS725EJ	0	UA725EHC
T05-8/1M	T	E-	E+	V-	ϕ	ϕ^*	V+	T*									RC725T	SSS725EJ	0	UA725HC
T05-8/1M	T	E-	E+	V-	ϕ	ϕ^*	V+	T*									RM725T	SSS725AJ	0	UA725HM
T05-10/1M	V+	E-	E+	F*	V-	B	++	R	R*	F									0	UA727HC
T05-10/1M	V+	E-	E+	F*	V-	B	++	R	R*	F									0	UA727HM
T05-8/1M	R*1	E-	E+	G	R1	R2	V+	R*2											0	UA730HC
T05-8/1M	R*1	E-	E+	G	R1	R2	V+	R*2											0	UA730HM
DIL-14/1P	E+	N	A2	A*2	V-	N	R	R*	N	V+	A1	A*1	N	E-			SN52733J	UA733DM	0	UA733A
DIL-14/1P	E+	N	A2	A*2	V-	N	R	R*	N	V+	A1	A*1	N	E-			SN72733J	UA733DC	0	UA733CA
DIL-14/1C	E+	N	A2	A*2	V-	N	R	R*	N	V+	A1	A*1	N	E-			SN72733J	UA733DC	0	UA733CF
DIL-14/1C	E+	N	A2	A*2	V-	N	R	R*	N	V+	A1	A*1	N	E-			SN72733J	UA733DC	0	UA733CI
T05-10/1M	E-	E+	A2	A*2	V-	R	R*	V+	A1	A*1							SN72733L	UA733HC	0	UA733CK
DIL-14/1P	E+	N	A2	A*2	V-	N	R	R*	N	V+	A1	A*1	N	E-			SN72733J	UA733DC	0	UA733CN(14)
DIL-14/1C	E+	N	A2	A*2	V-	N	R	R*	N	V+	A1	A*1	N	E-			SN72733J	LM733CN	0	UA733DC
DIL-14/1C	E+	N	A2	A*2	V-	N	R	R*	N	V+	A1	A*1	N	E-			SN52733J	LM733D	0	UA733DM
DIL-14/1C	E+	N	A2	A*2	V-	N	R	R*	N	V+	A1	A*1	N	E-			SN52733J	UA733DM	0	UA733F
FLP-10/3C	E+	A2	A*2	V-	R	R*	V+	A1	A*1	E-							SN52733FA	0	UA733FM	
T05-10/1M	E-	E+	A2	A*2	V-	R	R*	V+	A1	A*1							SN72733L	LM733CH	0	UA733HC
T05-10/1M	E-	E+	A2	A*2	V-	R	R*	V+	A1	A*1							SN52733L	LM733H	0	UA733HM
DIL-14/1C	E+	N	A2	A*2	V-	N	R	R*	N	V+	A1	A*1	N	E-			SN52733J	UA733DM	0	UA733I
T05-10/1M	E-	E+	A2	A*2	V-	R	R*	V+	A1	A*1							SN52733L	UA733HM	0	UA733K
DIL-14/1C	N	N	V+	N	E+	N	E-	T	N	T*	V-	G	R	R*				UA734DM	0	UA734DC
DIL-14/1C	N	N	V+	N	E+	N	E-	T	N	T*	V-	G	R	R*					0	UA734DM
T05-10/1M	E-	N	T	T*	V-	G	R	R*	V+	E+								ICL8001C	0	UA734HC
T05-10/1M	E-	N	T	T*	V-	G	R	R*	V+	E+								ICL8001M	0	UA734HM
DIL-14/1C	R1	ϕ 1	F1	F*1	E+1	E-1	V-	E-2	E+2	F2	F*2	ϕ 2	R2	V+			TBA231	UA739PC	0	UA739DC
DIL-14/1P	R1	ϕ 1	F1	F*1	E+1	E-1	V-	E-2	E+2	F2	F*2	ϕ 2	R2	V+			TBA231	UA739DC	0	UA739PC
T05-8/1M	T	E-	E+	V-	T*	R	V+	N									LF13741H	UA740HC	0	UA740CT
T05-8/1M	T	E-	E+	V-	T*	R	V+	N										NE536	0	UA740CH
T05-8/1M	T	E-	E+	V-	T*	R	V+	N										SU536	0	UA740HM
T05-8/1M	T	E-	E+	V-	T*	R	V+	N									LF13741H	UA740HM	0	UA740T
DIL-14/1P	N	N	T	E-	E+	V-	N	N	T*	R	V+	N	N	N			LM741D	UA741DM	0	UA741A
DIL-14/1C	N	N	T	E-	E+	V-	N	N	T*	R	V+	N	N	N				LM741AD	0	UA741ADM
FLP-10/3C	N	T	E-	E+	V-	T*	R	V+	N	N							SFC2741PM	LM741AF	0	UA741AFM
T05-8/1M	T	E-	E+	V-	T*	R	V+	N									TBA222	LM741AH	0	UA741AHM
DIL-14/1P	N	N	T	E-	E+	V-	N	N	T*	R	V+	N	N	N			TBA221A	UA741DC	0	UA741CA
MDL-8/2P	T	E-	E+	V-	T*	R	V+	N											0	UA741CD
DIL-8/1P	T	E-	E+	V-	T*	R	V+	N									TBA221B	UA741TC	0	UA741CN(8)
DIL-14/1P	N	N	T	E-	E+	V-	N	N	T*	R	V+	N	N	N			TBA221A	UA741DC	0	UA741CN(14)
T05-8/1M	T	E-	E+	V-	T*	R	V+	N									TBA221	UA741HC	0	UA741CT
DIL-8/1P	T	E-	E+	V-	T*	R	V+	N									TBA221B	UA741TC	0	UA741CV
DIL-14/1C	N	N	T	E-	E+	V-	N	N	T*	R	V+	N	N	N			TBA221A	LM741CJ14	0	UA741DC
DIL-14/1C	N	N	T	E-	E+	V-	N	N	T*	R	V+	N	N	N				LM741D	0	UA741DM
DIL-14/1C	N	N	T	E-	E+	V-	N	N	T*	R	V+	N	N	N				LM741EJ14	0	UA741EDC
T05-8/1M	T	E-	E+	V-M	T*	R	V+	N										LM741EH	0	UA741EHC
DIL-14/1C	N	N	T	E-	E+	V-	N	N	T*	R	V+	N	N	N			LM741D	UA741DM	0	UA741F
FLP-10/3C	N	T	E-	E+	V-	T*	R	V+	N	N							SFC2741PM	LM741F	0	UA741FM
T05-8/1M	T	E-	E+	V-M	T*	R	V+	N									TBA221	LM741CH	0	UA741HC
T05-8/1M	T	E-	E+	V-M	T*	R	V+	N									TBA222	LM741H	0	UA741HM
DIL-8/1P	T	E-	E+	V-	T*	R	V+	N										UA741V	0	UA741N(8)
DIL-14/1P	N	N	T	E-	E+	V-	N	N	T*	R	V+	N	N	N			LM741D	UA741DM	0	UA741N(14)
DIL-14/1P	N	N	T	E-	E+	V-	N	N	T*	R	V+	N	N	N			TBA221A	LM741CD	0	UA741PC

TYPE NUMBER	MFR	APP	COMP	GBP MIN	SLEW RATE MIN	V _{S+} MAX	V _{S-} MAX	T _{OP} MAX	A _{VOL} MIN	V _{IO} MAX	I _B MAX	I _{IO} MAX	P _{TOT} MAX	I _{OUT} MIN	V _{OUT} MIN	V _{ICM} MAX	V _{IDF} MAX	dV _{IO} /dT MAX	P _O MAX	I _O MAX	CM RR MIN	PS RR MIN	R _{IN} MIN
ua741RC	FAU	GPK	INT	.	0.2V/uS	+18V	-18V	70C	86dB	6MV	500NA	200NA	310MWF	5MA	12V	15V	30V	.	.	3MA	70dB	76dB	300K
ua741T	SJU	GPK	INT	.	.25V/uS	+22V	-22V	125C	94dB	5MV	500NA	200NA	500MWF	5MA	10V	12V	30V	.	85MW	3MA	70dB	76dB	300K
ua741TC	FAU	GPK	INT	.	0.2V/uS	+18V	-18V	70C	86dB	6MV	500NA	200NA	310MWF	5MA	12V	15V	30V	.	.	3MA	70dB	76dB	300K
ua741V	MUG	GPK	INT	.	.25V/uS	+22V	-22V	125C	94dB	5MV	500NA	200NA	310MWF	5MA	10V	12V	30V	.	85MW	3MA	70dB	76dB	300K
ua747A	SJU	DGK	INT	.5MHZ	.25V/uS	+22V	-22V	125C	94dB	6MV	500NA	300NA	670MWF	7MA	10V	15V	30V	.	85MW	3MA	70dB	76dB	300K
ua747ADM	FAU	DGK	INT	.4MHZ	0.3V/uS	+22V	-22V	125C	94dB	3MV	80NA	30NA	670MWF	10MA	16V	15V	30V	15uV/C	150MW	3MA	80dB	86dB	1M
ua747AHM	FAU	DGK	INT	.4MHZ	0.3V/uS	+22V	-22V	125C	94dB	3MV	80NA	30NA	500MWF	10MA	16V	15V	30V	15uV/C	150MW	3MA	80dB	86dB	1M
ua747CA	SJU	DGK	INT	.5MHZ	.25V/uS	+18V	-18V	70C	88dB	7.5MV	800NA	200NA	670MWF	5MA	10V	15V	30V	.	85MW	3MA	70dB	76dB	300K
ua747CF	MUG	DGK	INT	.	.25V/uS	+18V	-18V	70C	88dB	7.5MV	800NA	200NA	670MWF	5MA	10V	15V	30V	.	85MW	3MA	70dB	76dB	300K
ua747CK	SJU	DGK	INT	.5MHZ	.25V/uS	+18V	-18V	70C	88dB	7.5MV	800NA	200NA	500MWF	5MA	10V	15V	30V	.	85MW	3MA	70dB	76dB	300K
ua747CN(14)	MUG	DGK	INT	.5MHZ	.25V/uS	+18V	-18V	70C	88dB	7.5MV	800NA	200NA	670MWF	5MA	10V	15V	30V	.	85MW	3MA	70dB	76dB	300K
ua747DC	FAU	DGK	INT	.	0.2V/uS	+18V	-18V	70C	88dB	6MV	500NA	200NA	670MWF	5MA	12V	15V	30V	.	85MW	3MA	70dB	76dB	300K
ua747DM	FAU	DGK	INT	.	0.2V/uS	+22V	-22V	125C	94dB	5MV	500NA	200NA	670MWF	5MA	12V	15V	30V	.	85MW	3MA	70dB	76dB	300K
ua747EDC	FAU	DGK	INT	.4MHZ	0.3V/uS	+22V	-22V	70C	94dB	3MV	80NA	30NA	670MWF	10MA	16V	15V	30V	15uV/C	150MW	3MA	80dB	86dB	1M
ua747EHC	FAU	DGK	INT	.4MHZ	0.3V/uS	+22V	-22V	70C	94dB	3MV	80NA	30NA	500MWF	10MA	16V	15V	30V	15uV/C	150MW	3MA	80dB	86dB	1M
ua747F	MUG	DGK	INT	.5MHZ	.25V/uS	+22V	-22V	125C	94dB	6MV	500NA	300NA	670MWF	5MA	10V	15V	30V	.	85MW	3MA	70dB	76dB	300K
ua747HC	FAU	DGK	INT	.	0.2V/uS	+18V	-18V	70C	88dB	6MV	500NA	200NA	500MWF	5MA	12V	15V	30V	.	85MW	3MA	70dB	76dB	300K
ua747HM	FAU	DGK	INT	.	0.2V/uS	+22V	-22V	125C	94dB	5MV	500NA	200NA	500MWF	5MA	12V	15V	30V	.	85MW	3MA	70dB	76dB	300K
ua747-IDC	FAU	DGK	INT	.	0.2V/uS	+18V	-18V	70C	88dB	6MV	500NA	200NA	670MWF	5MA	12V	15V	30V	.	85MW	3MA	70dB	76dB	300K
ua747-IDM	FAU	DGK	INT	.	0.2V/uS	+22V	-22V	125C	94dB	5MV	500NA	200NA	670MWF	5MA	12V	15V	30V	.	85MW	3MA	70dB	76dB	300K
ua747-IHC	FAU	DGK	INT	.	0.2V/uS	+18V	-18V	70C	88dB	6MV	500NA	200NA	500MWF	5MA	12V	15V	30V	.	85MW	3MA	70dB	76dB	300K
ua747-IHM	FAU	DGK	INT	.	0.2V/uS	+22V	-22V	125C	94dB	5MV	500NA	200NA	500MWF	5MA	12V	15V	30V	.	85MW	3MA	70dB	76dB	300K
ua747K	SJU	DGK	INT	.5MHZ	.25V/uS	+22V	-22V	125C	94dB	6MV	500NA	300NA	500MWF	7MA	10V	15V	30V	.	85MW	3MA	70dB	76dB	300K
ua747N(14)	MUG	DGK	INT	.5MHZ	.25V/uS	+22V	-22V	125C	94dB	6MV	500NA	300NA	670MWF	7MA	10V	15V	30V	.	85MW	3MA	70dB	76dB	300K
ua747PC	FAU	DGK	INT	.	0.2V/uS	+18V	-18V	70C	88dB	6MV	500NA	200NA	670MWF	5MA	12V	15V	30V	.	85MW	3MA	70dB	76dB	300K
ua748A	SJU	GPU	EXT	.	.25V/uS	+22V	-22V	125C	94dB	5MV	500NA	200NA	500MWF	5MA	10V	15V	30V	.	85MW	3MA	70dB	96dB	300K
ua748ADM	FAU	GPU	EXT	.	0.2V/uS	+22V	-22V	125C	94dB	2MV	75NA	10NA	670MWF	5MA	12V	15V	30V	15uV/C	85MW	3MA	80dB	80dB	2M
ua748AFM	FAU	GPU	EXT	.	0.2V/uS	+22V	-22V	125C	94dB	2MV	75NA	10NA	570MWF	5MA	12V	15V	30V	15uV/C	85MW	3MA	80dB	80dB	2M
ua748AHM	FAU	GPU	EXT	.	0.2V/uS	+22V	-22V	125C	94dB	2MV	75NA	10NA	500MWF	5MA	12V	15V	30V	15uV/C	85MW	3MA	80dB	80dB	2M
ua748CA	SJU	GPU	EXT	.	.25V/uS	+18V	-18V	70C	94dB	6MV	500NA	200NA	500MWF	5MA	10V	15V	30V	.	85MW	3MA	70dB	96dB	300K
ua748CD	MUG	GPU	EXT	.	.25V/uS	+18V	-18V	70C	94dB	6MV	500NA	200NA	.	5MA	10V	15V	30V	.	85MW	3MA	70dB	96dB	300K
ua748CN(8)	MUG	GPU	EXT	.	.25V/uS	+18V	-18V	70C	94dB	6MV	500NA	200NA	500MWF	5MA	10V	15V	30V	.	85MW	3MA	70dB	96dB	300K
ua748CN(14)	MUG	GPU	EXT	.	.25V/uS	+18V	-18V	70C	94dB	6MV	500NA	200NA	500MWF	5MA	10V	15V	30V	.	85MW	3MA	70dB	96dB	300K
ua748CT	SJU	GPU	EXT	.	.25V/uS	+18V	-18V	70C	94dB	6MV	500NA	200NA	500MWF	5MA	10V	15V	30V	.	85MW	3MA	70dB	96dB	300K
ua748CV	SJU	GPU	EXT	.	.25V/uS	+18V	-18V	70C	94dB	6MV	500NA	200NA	500MWF	5MA	10V	15V	30V	.	85MW	3MA	70dB	96dB	300K
ua748DC	FAU	GPU	EXT	.	0.2V/uS	+22V	-22V	70C	86dB	6MV	500NA	200NA	670MWF	5MA	12V	15V	30V	.	85MW	3MA	70dB	76dB	300K
ua748DM	FAU	GPU	EXT	.	0.2V/uS	+22V	-22V	125C	94dB	5MV	500NA	200NA	670MWF	5MA	12V	15V	30V	.	85MW	3MA	70dB	76dB	300K
ua748FM	FAU	GPU	EXT	.	0.2V/uS	+22V	-22V	125C	94dB	5MV	500NA	200NA	570MWF	5MA	12V	15V	30V	.	85MW	3MA	70dB	76dB	300K
ua748HC	FAU	GPU	EXT	.	0.2V/uS	+18V	-18V	70C	86dB	6MV	500NA	200NA	500MWF	5MA	12V	15V	30V	.	85MW	3MA	70dB	76dB	300K
ua748HM	FAU	GPU	EXT	.	0.2V/uS	+22V	-22V	125C	94dB	5MV	500NA	200NA	500MWF	5MA	12V	15V	30V	.	85MW	3MA	70dB	76dB	300K
ua748N(8)	MUG	GPU	EXT	.	.25V/uS	+22V	-22V	125C	94dB	5MV	500NA	200NA	310MWF	5MA	10V	15V	30V	.	85MW	3MA	70dB	96dB	300K
ua748N(14)	MUG	GPU	EXT	.	.25V/uS	+22V	-22V	125C	94dB	5MV	500NA	200NA	500MWF	5MA	10V	15V	30V	.	85MW	3MA	70dB	96dB	300K
ua748T	SJU	GPU	EXT	.	.25V/uS	+22V	-22V	125C	94dB	5MV	500NA	200NA	500MWF	5MA	10V	15V	30V	.	85MW	3MA	70dB	96dB	300K
ua748TC	FAU	GPU	EXT	.	0.2V/uS	+18V	-18V	70C	86dB	6MV	500NA	200NA	310MWF	5MA	12V	15V	30V	.	85MW	3MA	70dB	76dB	300K
ua748V	MUG	GPU	EXT	.	.25V/uS	+22V	-22V	125C	94dB	5MV	500NA	200NA	310MWF	5MA	10V	15V	30V	.	85MW	3MA	70dB	96dB	300K
ua749DC	FAU	DLN	EXT	.	1V/uS	+18V	-18V	70C	84dB	6MV	1.5uA	750NA	650MWF	2MA	12V	15V	5V	10uV/C	330MW	14MA	70dB	70dB	50K
ua749DHC	FAU	DLN	EXT	.	.	+12V	-12V	70C	80dB	10MV	1.5uA	0.6MA	500MWF	2MA	12V	12V	5V	.	54MW	5MA	70dB	80dB	50K
ua749DM	FAU	DLN	EXT	.	1V/uS	+18V	-18V	125C	86dB	3MV	750NA	400NA	650MWF	2MA	12V	15V	5V	10uV/C	220MW	11MA	70dB	74dB	100K
ua749PC	FAU	DLN	EXT	.	1V/uS	+18V	-18V	70C	84dB	6MV	1.5uA	750NA	650MWF	2MA	12V	15V	5V	10uV/C	330MW	14MA	70dB	70dB	50K
ua760DC	FAU	CPR	EXT	.	.	+8V	-8V	70C	.	6MV	60uA	7.5uA	670MWF	5MA	.	4V	4V	10uV/C	.	32MA	.	.	5K
ua760DM	FAU	CPR	EXT	.	.	+8V	-8V	125C	.	6MV	60uA	7.5uA	670MWF	5MA	.	4V	4V	10uV/C	.	32MA	.	.	5K
ua760HC	FAU	CPR	EXT	.	.	+8V	-8V	125C	.	6MV	60uA	7.5uA	500MWF	5MA	.	4V	4V	10uV/C	.	34MA	.	.	5K
ua7750CA	FAU	QCP	EXT	.	.	+18V	-18V	70C	100dB	5MV	250NA	50NA	670MWF	6MA	.	+18V	-18V	30uV/C	.	2MA	70dB	70dB	150K
ua775DM	FAU	QCP	EXT	.	.	+18V	-18V	70C	100dB	5MV	100NA	25NA	670MWF	6MA	.	+18V	-18V	30uV/C	.	2MA	70dB	70dB	400K
ua775PC	FAU	QCP	EXT	.	.	+18V	-18V	70C	100dB	5MV	250NA	50NA	670MWF	6MA	.	+18V	18V	30uV/C	.	2MA	70dB	70dB	150K
ua776DC	FAU	PRA	INT	.	0.3V/uS	+18V	-18V	70C	94dB	6MV	50NA												

For detailed explanations of column heading notations, see App. A.

Also for ready references the more important abbreviations used in the column headings are listed below:

LEFT HAND PAGE

APP = application (codes at APP.E.)

CMRR = common mode rejection ratio

CMP = compensation (frequency)

dV_{IO}/dT = input offset voltage temperature drift

GBP = gain bandwidth product

I_B = input bias current

I_{IO} = input bias offset current

I_O = quiescent supply current

MFR = manufacturer (codes at App.C.)

P_D = quiescent power consumer

PSRR = power supply rejection ratio

V_{ICM} = common mode input voltage rating

V_{IDF} = differential input voltage rating

V_{IO} = input offset voltage

V_S = dc supply voltage

RIGHT HAND PAGE

Lead out coding summary (details at APP.G.) for different cases (APP.F.)

A = gain adjust

B = bias adjust

C = case

E- = inverting input

E+ = non-inverting input

F, F* = input frequency compensation

G = ground

J = high level input

K = output, open collector

L = output, open emitter

M = metal case

N = not connected

Q = special terminal

R, R* = outputs

S = strobe

T, T* = offset balance

V+ = +ve dc supply

V- = -ve dc supply

W = guard ring

X = blank position, no lead

++ = +ve supplementary dc supply

-- = -ve supplementary dc supply

ϕ, ϕ^* = output frequency compensation

CASE (APP. F)	LD 1	LD 2	LD 3	LD 4	LD 5	LD 6	LD 7	LD 8	LD 9	LD 10	LD 11	LD 12	LD 13	LD 14	LD 15	LD 16	EUROPE SUBSTITUTION	USA SUBSTITUTION	ISS NUMBER	TYPE NUMBER
DIL-8/1P	T	E-	E+	V-	T*	R	V+	N	TBA221B	LM741CN	0	UA741RC
T05-8/1M	T	E-	E+	V-	T*	R	V+	N	TBA222	UA741HM	0	UA741T
DIL-8/1C	T	E-	E+	V-	T*	R	V+	N	TBA221B	LM741CN	0	UA741TC
DIL-8/1P	T	E-	E+	V-	T*	R	V+	N	UA741N8	0	UA741V
DIL-14/1P	E-1	E+1	T1	V-	T2	E+2	E-2	T*2	V+2	R2	N	R1	V+1	T*1	.	.	SFC2747KM	UA747DM	0	UA747A
DIL-14/1C	E-1	E+1	T1	V-	T2	E+2	E-2	T*2	V+2	R2	N	R1	V+1	T*1	.	.	SFC2747KM	LM747AD	0	UA747ADM
T05-10/1M	R1	V+1	E-1	E+1	V-	E+2	E-2	V+2	R2	N	TBC0747	LM747AH	0	UA747AHM
DIL-14/1P	E-1	E+1	T1	V-	T2	E+2	E-2	T*2	V+2	R2	N	R1	V+1	T*1	.	.	TB80747A	UA747DC	0	UA747CA
DIL-14/1C	E-1	E+1	T1	V-	T2	E+2	E-2	T*2	V+2	R2	N	R1	V+1	T*1	.	.	TB80747A	UA747DC	0	UA747CF
T05-10/1M	R1	V+1	E-1	E+1	V-	E+2	E-2	V+2	R2	N	TB80747	UA747HC	0	UA747CK
DIL-14/1P	E-1	E+1	T1	V-	T2	E+2	E-2	T*2	V+2	R2	N	R1	V+1	T*1	.	.	TB80747A	UA747DC	0	UA747CN(14)
DIL-14/1C	E-1	E+1	T1	V-	T2	E+2	E-2	T*2	V+2	R2	N	R1	V+1	T*1	.	.	TB80747A	LM747CD	0	UA747DC
DIL-14/1C	E-1	E+1	T1	V-	T2	E+2	E-2	T*2	V+2	R2	N	R1	V+1	T*1	.	.	SFC2747KM	LM747D	0	UA747DM
DIL-14/1C	E-1	E+1	T1	V-	T2	E+2	E-2	T*2	V+2	R2	N	R1	V+1	T*1	.	.	SFC2747KM	LM747ED	0	UA747EDC
T05-10/1M	R1	V+1	E-1	E+1	V-	E+2	E-2	V+2	R2	N	TB80747	LM747EH	0	UA747EHC
DIL-14/1C	E-1	E+1	T1	V-	T2	E+2	E-2	T*2	V+2	R2	N	R1	V+1	T*1	.	.	SFC2747KM	UA747DM	0	UA747F
T05-10/1M	R1	V+1	E-1	E+1	V-	E+2	E-2	V+2	R2	N	TB80747	LM747CH	0	UA747HC
T05-10/1M	R1	V+1	E-1	E+1	V-	E+2	E-2	V+2	R2	N	TBC0747	LM747H	0	UA747HM
DIL-14/1C	E-1	E+1	T1	V-	T2	E+2	E-2	T*2	V+2	R2	N	R1	V+1	T*1	.	.	.	LM747-ICJ	0	UA747IDC
DIL-14/1C	E-1	E+1	T1	V-	T2	E+2	E-2	T*2	V+2	R2	N	R1	V+1	T*1	.	.	.	LM747-IJ	0	UA747IDM
T05-10/1M	R1	V+1	E-1	E+1	V-	E+2	E-2	V+2	R2	N	LM747-ICH	0	UA747IHC
T05-10/1M	R1	V+1	E-1	E+1	V-	E+2	E-2	V+2	R2	N	LM747-IH	0	UA747IHM
T05-10/1M	R1	V+1	E-1	E+1	V-	E+2	E-2	V+2	R2	N	SFC2747M	UA747HM	0	UA747K
DIL-14/1P	E-1	E+1	T1	V-	T2	E+2	E-2	T*2	V+2	R2	N	R1	V+1	T*1	.	.	SFC2747KM	UA747DM	0	UA747N(14)
DIL-14/1P	E-1	E+1	T1	V-	T2	E+2	E-2	T*2	V+2	R2	N	R1	V+1	T*1	.	.	TB80747A	LM747CD	0	UA747PC
DIL-14/1P	N	N	FT	E-	E+	V-	N	N	T*	R	V+	F*	N	N	.	.	SN52748JA	UA748DM	0	UA748A
DIL-14/1C	N	N	FT	E-	E+	V-	N	N	T*	R	V+	F*	N	N	.	.	SN52748JA	SN52748JA	0	UA748ADM
FLP-10/3C	N	FT	E-	E+	V-	T*	R	V+	F*	N	SN52748FA	SN52748FA	0	UA748AFM
T05-8/1M	FT	E-	E+	V-	T*	R	V+	F*	TBC0748	LM748H	0	UA748AHM
DIL-14/1P	N	N	FT	E-	E+	V-	N	N	T*	R	V+	F*	N	N	.	.	SN72748J	UA748DC	0	UA748CA
MDL-8/2P	FT	E-	E+	V-	T*	R	V+	F*	0	UA748CD
DIL-8/1P	FT	E-	E+	V-	T*	R	V+	F*	TB80748B	UA748TC	0	UA748CN(8)
DIL-14/1P	N	N	FT	E-	E+	V-	N	N	T*	R	V+	F*	N	N	.	.	SN72748J	UA748DC	0	UA748CN(14)
T05-8/1M	FT	E-	E+	V-	T*	R	V+	F*	TB80748	UA748HC	0	UA748CT
DIL-8/1P	FT	E-	E+	V-	T*	R	V+	F*	TB80748B	UA748TC	0	UA748CV
DIL-14/1C	N	N	FT	E-	E+	V-	N	N	T*	R	V+	F*	N	N	.	.	.	SN72748J	0	UA748DC
DIL-14/1C	N	N	FT	E-	E+	V-	N	N	T*	R	V+	F*	N	N	.	.	SN52748JA	SN52748JA	0	UA748DM
FLP-10/3C	N	FT	E-	E+	V-	T*	R	V+	F*	N	SN52748FA	SN52748FA	0	UA748FM
T05-8/1M	FT	E-	E+	V-	T*	R	V+	F*	TB80748	LM748CH	0	UA748HC
T05-8/1M	FT	E-	E+	V-	T*	R	V+	F*	TBC0748	LM748H	0	UA748HM
DIL-8/1P	FT	E-	E+	V-	T*	R	V+	F*	SN52748JP	LM748J	0	UA748N(8)
DIL-14/1P	N	N	FT	E-	E+	V-	N	N	T*	R	V+	F*	N	N	.	.	SN52748JA	UA748DM	0	UA748N(14)
T05-8/1M	FT	E-	E+	V-	T*	R	V+	F*	TBC0748	UA748HM	0	UA748T
DIL-8/1C	FT	E-	E+	V-	T*	R	V+	F*	TB80748	LM748CJ	0	UA748TC
DIL-8/1P	FT	E-	E+	V-	T*	R	V+	F*	SN52748JP	LM748J	0	UA748V
DIL-14/1C	R1	ϕ 1	F1	F*1	E+1	E-1	V-	E-2	E+2	F2	F*2	ϕ 2	R2	V+	.	.	TBA231	UA739DC	0	UA749DC
T05-8/1M	R1	E+1	E-1	V-	E-1	E+2	R2	V+	0	UA749DHC
DIL-14/1C	R1	ϕ 1	F1	F*1	E+1	V-	E-1	V-	E-2	E+2	F2	F*2	ϕ 2	R2	V+	.	.	.	0	UA749DM
DIL-14/1P	R1	ϕ 1	F1	F*1	E+1	E-1	V-	E-2	E+2	F2	F*2	ϕ 2	R2	V+	0	UA749PC
DIL-14/1C	N	N	N	E2	E1	V-	N	N	G	R2	R1	V+	N	N	.	.	LM360D	0	UA760DC	
DIL-14/1C	N	N	N	E2	E1	V-	N	N	G	R2	R1	V+	N	N	.	.	LM160D	0	UA760DM	
T05-8/1M	N	E2	E1	V-	G	R2	R1	V+	LM360H	0	UA760HC	
T05-8/1M	N	E2	E1	V-	G	R2	R1	V+	LM160H	0	UA760HM	
DIL-14/1C	R1	R2	V+	E-1	E+1	E-2	E+2	E-3	E+3	E-4	E+4	G	R4	R3	.	.	MLM339AL	LM339AJ	0	UA775DC
DIL-14/1C	R1	R2	V+	E-1	E+1	E-2	E+2	E-3	E+3	E-4	E+4	G	R4	R3	.	.	MLM139AL	LM139AD	0	UA775DM
DIL-14/1P	R1	R2	V+	E-1	E+1	E-2	E+2	E-3	E+3	E-4	E+4	G	R4	R3	.	.	MLM339AL	LM339AJ	0	UA775PC
DIL-14/1C	N	N	T	E-	E+	V-	N	N	T*	R	V+	B	N	N	.	.	SF2776KM	MC1776L	0	UA776DC
DIL-14/1C	N	N	T	E-	E+	V-	N	N	T*	R	V+	B	N	N	.	.	SFC2776KM	MC1776L	0	UA776DM
T05-8/1M	T	E-	E+	V-	T*	R	V+	B	SFC2776C	MC1776CG	0	UA776HC
T05-8/1M	T	E-	E+	V-	T*	R	V+	B	SFC2776M	MC1776G	0	UA776HM

TYPE NUMBER	MFR	APP	COMP	GBP MIN	SLEW RATE MIN	Vs+ MAX	Vs- MAX	T _{OP} MAX	A _{VOL} MIN	V _{IO} MAX	I _B MAX	I _{IO} MAX	Prot MAX	I _{OUT} MIN	V _{OUT} MIN	V _{ICM} MAX	V _{IDF} MAX	dV _{IO} /dT MAX	P _O MAX	I _O MAX	CM RR MIN	PS RR MIN	R _{IN} MIN
UA776TC	FAU	PRA	INT	.	0.3V/uS	+18V	-18V	70C	94dB	6MV	50NA	25NA	310MWF	2MA	10V	15V	30V	.	6MW	2MA	70dB	74dB	2M
UA7770C	FAU	PIA	EXT	.	0.2V/uS	+22V	-22V	70C	88dB	5MV	100NA	20NA	670MWF	5MA	12V	15V	30V	30uV/C	85MW	3MA	70dB	76dB	1M
UA777HC	FAU	PIA	EXT	.	0.2V/uS	+22V	-22V	70C	88dB	5MV	100NA	20NA	500MWF	5MA	12V	15V	30V	30uV/C	85MW	3MA	70dB	76dB	1M
UA777TC	FAU	PIA	EXT	.	0.2V/uS	+22V	-22V	70C	88dB	5MV	100NA	20NA	310MWF	5MA	12V	15V	30V	30uV/C	85MW	3MA	70dB	76dB	1M
UA791KC	FAU	HPO	INT	.	.	+18V	-18V	125C	86dB	6MV	500NA	200NA	16WC	1A	12V	15V	30V	.	.	30MA	70dB	76dB	300K
UA791KM	FAU	HPO	INT	.	.	+22V	-22V	150C	94dB	5MV	500NA	200NA	20WC	1A	12V	15V	30V	.	.	25MA	70dB	76dB	300K
UA791P5	FAU	HPO	INT	.	.	+18V	-18V	125C	86dB	6MV	500NA	200NA	10WC	1A	12V	15V	30V	.	.	30MA	70dB	76dB	300K
UA798HC	FAU	DGK	T	.3MHZ	0.2V/uS	+18V	-18V	70C	86dB	6MV	250NA	75NA	500MWF	6MA	13V	18V	30V	30uV/C	.	4MA	70dB	76dB	300K
UA798HM	FAU	DGK	T	.3MHZ	0.2V/uS	+18V	-18V	125C	94dB	5MV	100NA	25NA	500MWF	6MA	13V	18V	30V	30uV/C	.	3MA	70dB	76dB	300K
UA798RC	FAU	DGK	T	.3MHZ	0.2V/uS	+18V	-18V	70C	86dB	6MV	250NA	75NA	310MWF	6MA	13V	18V	30V	30uV/C	.	4MA	70dB	76dB	300K
UA798RM	FAU	DGK	INT	.3MHZ	0.2V/uS	+18V	-18V	125C	94dB	5MV	100NA	25NA	310MWF	6MA	13V	18V	30V	30uV/C	.	3MA	70dB	76dB	300K
UA798TC	FAU	DGK	T	.3MHZ	0.2V/uS	+18V	-18V	70C	86dB	6MV	250NA	75NA	310MWF	6MA	13V	18V	30V	30uV/C	.	4MA	70dB	76dB	300K
UA799HC	FAU	GPK	INT	.3MHZ	0.2V/uS	+18V	-18V	70C	86dB	6MV	250NA	75NA	500MWF	6MA	12V	18V	30V	30uV/C	.	4MA	70dB	76dB	300K
UA799HM	FAU	GPK	INT	.3MHZ	0.2V/uS	+18V	-18V	125C	94dB	5MV	100NA	25NA	500MWF	6MA	12V	18V	30V	30uV/C	.	4MA	70dB	76dB	300K
UA799RC	FAU	GPK	INT	.3MHZ	0.2V/uS	+18V	-18V	70C	86dB	6MV	250NA	75NA	310MWF	6MA	12V	18V	30V	30uV/C	.	4MA	70dB	76dB	300K
UA799RM	FAU	GPK	INT	.3MHZ	0.2V/uS	+18V	-18V	125C	94dB	5MV	100NA	25NA	310MWF	6MA	12V	18V	30V	30uV/C	.	4MA	70dB	76dB	300K
UA799TC	FAU	GPK	INT	.3MHZ	0.2V/uS	+18V	-18V	70C	86dB	6MV	250NA	75NA	310MWF	6MA	12V	18V	30V	30uV/C	.	4MA	70dB	76dB	300K
UA1458CHC	FAU	DGK	INT	.3MHZ	0.3V/uS	+18V	-18V	70C	86dB	10MV	700NA	300NA	800MWF	4MA	11V	15V	30V	50uV/C	240MW	10MA	60dB	.	100M
UA1458CRC	FAU	DGK	INT	.3MHZ	0.3V/uS	+18V	-18V	70C	86dB	10MV	700NA	300NA	560MWF	4MA	11V	15V	30V	50uV/C	240MW	10MA	60dB	.	100M
UA1458CTC	FAU	DGK	INT	.3MHZ	0.3V/uS	+18V	-18V	70C	86dB	10MV	700NA	300NA	560MWF	4MA	11V	15V	30V	50uV/C	240MW	10MA	60dB	.	100M
UA1458HC	FAU	DGK	INT	.3MHZ	0.3V/uS	+18V	-18V	70C	86dB	6MV	500NA	200NA	800MWF	5MA	12V	15V	30V	50uV/C	170MW	6MA	70dB	76dB	100M
UA1458RC	FAU	DGK	INT	.3MHZ	0.3V/uS	+18V	-18V	70C	86dB	6MV	500NA	200NA	560MWF	5MA	12V	15V	30V	50uV/C	170MW	6MA	70dB	76dB	100M
UA1458TC	FAU	DGK	INT	.3MHZ	0.3V/uS	+18V	-18V	70C	86dB	6MV	500NA	200NA	560MWF	5MA	12V	15V	30V	50uV/C	170MW	6MA	70dB	76dB	100M
UA1558HC	FAU	DGK	INT	.3MHZ	0.3V/uS	+22V	-22V	125C	94dB	5MV	500NA	200NA	800MWF	5MA	12V	15V	30V	50uV/C	150MW	5MA	70dB	76dB	100M
UA3301P	FAU	QCD	INT	2MHZ	0.2V/uS	+28V	.	85C	60dB	.	300NA	.	670MWF	5MA	5V	3MA	.	70dB	100K
UA3302P	FAU	QCP	EXT	.	50V/uS	+18V	.	85C	66dB	20MV	500NA	15NA	670MWF	2MA	.	+18V	-18V	.	.	20MA	70dB	.	.
UA3303P	FAU	QGK	INT	.3MHZ	0.2V/uS	+18V	-18V	85C	86dB	8MV	500NA	75NA	670MWF	10MA	12V	18V	30V	30uV/C	.	7MA	70dB	76dB	300K
UA3401P	FAU	QCD	INT	2MHZ	0.2V/uS	+18V	.	70C	60dB	.	300NA	.	670MWF	5MA	5V	3MA	.	70dB	100K
UA3403D	FAU	QGK	INT	.3MHZ	0.2V/uS	+18V	-18V	70C	86dB	8MV	500NA	50NA	670MWF	10MA	12V	18V	30V	30uV/C	.	7MA	70dB	76dB	300K
UA3403P	FAU	QGK	INT	.3MHZ	0.2V/uS	+18V	-18V	70C	86dB	8MV	500NA	50NA	670MWF	10MA	12V	18V	30V	30uV/C	.	7MA	70dB	76dB	300K
UA3503D	FAU	QGK	INT	.3MHZ	0.2V/uS	+18V	-18V	125C	94dB	5MV	500NA	50NA	670MWF	20MA	12V	18V	30V	30uV/C	.	4MA	70dB	76dB	300K
UA4136DC	FAU	QGK	INT	1MHZ	0.3V/uS	+18V	-18V	70C	86dB	6MV	500NA	200NA	670MWF	5MA	12V	15V	30V	50uV/C	340MW	.	70dB	76dB	300K
UA4136DM	FAU	QGK	INT	2MHZ	0.5V/uS	+22V	-22V	125C	94dB	5MV	500NA	200NA	670MWF	5MA	12V	15V	30V	50uV/C	340MW	.	70dB	76dB	300K
UA4136PC	FAU	QGK	INT	1MHZ	0.3V/uS	+18V	-18V	70C	86dB	6MV	500NA	200NA	670MWF	5MA	12V	15V	30V	50uV/C	340MW	.	70dB	76dB	300K
UAF111D	FAU	CPR	EXT	.	.	+18V	-18V	125C	100dB	4MV	50pA	25pA	500MWF	8MA	.	15V	30V	.	.	6MA	.	.	.
UAF111H	FAU	CPR	EXT	.	.	+18V	-18V	125C	100dB	4MV	50pA	25pA	500MWF	8MA	.	15V	30V	.	.	6MA	.	.	.
UAF155AHM	FAU	FET	INT	1MHZ	3V/uS	+22V	-22V	125C	94dB	2MV	50pA	10pA	500MWF	5MA	12V	20V	40V	5uV/C	.	4MA	85dB	85dB	0.1T
UAF155HM	FAU	FET	INT	1MHZ	2V/uS	+18V	-18V	125C	94dB	5MV	100pA	20pA	500MWF	5MA	12V	20V	40V	15uV/C	.	4MA	85dB	85dB	0.1T
UAF156AHM	FAU	HSR	INT	4MHZ	10V/uS	+22V	-22V	125C	94dB	2MV	50pA	10pA	500MWF	5MA	12V	20V	40V	5uV/C	.	7MA	85dB	85dB	0.1T
UAF156HM	FAU	HSR	INT	3MHZ	7.5V/uS	+18V	-18V	125C	94dB	5MV	100pA	20pA	500MWF	5MA	12V	20V	40V	15uV/C	.	7MA	85dB	85dB	0.1T
UAF157AHM	FAU	XSR	INT	15MHZ	8V/uS	+22V	-22V	125C	94dB	2MV	50pA	10pA	500MWF	5MA	12V	20V	40V	5uV/C	.	7MA	85dB	85dB	0.1T
UAF157HM	FAU	XSR	INT	15MHZ	6V/uS	+18V	-18V	125C	94dB	5MV	100pA	20pA	500MWF	5MA	12V	20V	40V	15uV/C	.	7MA	85dB	85dB	0.1T
UAF311D	FAU	CPR	EXT	.	.	+18V	-18V	125C	100dB	10MV	150pA	75pA	.	8MA	.	15V	30V	.	.	7MA	.	.	.
UAF311H	FAU	CPR	EXT	.	.	+18V	-18V	125C	100dB	10MV	150pA	75pA	500MWF	8MA	.	15V	30V	.	.	7MA	.	.	.
UAF355AHC	FAU	FET	INT	1MHZ	3V/uS	+22V	-22V	70C	94dB	2MV	50pA	10pA	500MWF	5MA	12V	20V	40V	5uV/C	.	4MA	85dB	85dB	0.1T
UAF355HC	FAU	FET	INT	1MHZ	2V/uS	+18V	-18V	70C	94dB	10MV	200pA	50pA	500MWF	5MA	12V	16V	30V	15uV/C	.	4MA	85dB	85dB	0.1T
UAF356AHC	FAU	HSR	INT	4MHZ	10V/uS	+22V	-22V	70C	94dB	2MV	50pA	10pA	500MWF	5MA	12V	20V	40V	5uV/C	.	7MA	85dB	85dB	0.1T
UAF356HC	FAU	HSR	INT	3MHZ	7V/uS	+18V	-18V	70C	94dB	10MV	200pA	50pA	500MWF	5MA	12V	16V	30V	15uV/C	.	10MA	85dB	85dB	0.1T
UAF357AHC	FAU	XSR	INT	15MHZ	8V/uS	+22V	-22V	70C	94dB	2MV	50pA	10pA	500MWF	5MA	12V	20V	40V	5uV/C	.	7MA	85dB	85dB	0.1T
UAF357HC	FAU	XSR	INT	15MHZ	6V/uS	+18V	-18V	70C	94dB	10MV	200pA	50pA	500MWF	5MA	12V	16V	30V	15uV/C	.	10MA	85dB	85dB	0.1T
U3F7702312	OBS	WBA	EXT	3MHZ	.	+13V	-8V	125C	68dB	2MV	5uA	0.5uA	570MWF	3MA	5V	5V	5V	10uV/C	120MW	7MA	80dB	74dB	16K
U3F7702313	OBS	WBA	EXT	3MHZ	.	+13V	-8V	125C	68dB	2MV	5uA	0.5uA	570MWF	3MA	5V	5V	5V	10uV/C	120MW	7MA	80dB	74dB	16K
U3F7709311	OBS	GPU	EXT	3MHZ	.15V/uS	+18V	-18V	125C	88dB	5MV	500NA	200NA	570MWF	5MA	12V	10V	5V	15uV/C	165MW	.	70dB	76dB	150K
U3F7709312	OBS	GPU	EXT	3MHZ	.15V/uS	+18V	-18V	125C	88dB	5MV	500NA	200NA	570MWF	5MA	12V	10V	5V	15uV/C	165MW	.	70dB	76dB	150K
U3F7709313	OBS	GPU	EXT	3MHZ	.15V/uS	+18V	-18V	125C	88dB	5MV	500NA	200NA	570MWF	5MA	12V	10V	5V	15uV/C	165MW	.			

For detailed explanations of column heading notations, see App. A.

Also for ready references the more important abbreviations listed in the column headings are used below:

LEFT HAND PAGE

APP = application

(codes at APP.E.)

CMRR = common mode

rejection ratio

CMP = compensation

(frequency)

dV_{IO}/dT = input offset voltage

temperature drift

GBP = gain bandwidth

product

I_B = input bias current

I_{IO} = input bias offset

current

I_Q = quiescent supply

current

MFR = manufacturer

(codes at App.C.)

P_Q = quiescent power

consumer

PSRR = power supply rejection

ratio

V_{ICM} = common mode input

voltage rating

V_{IDF} = differential input

voltage rating

V_{IO} = input offset voltage

V_S = dc supply voltage

RIGHT HAND PAGE

Lead out coding summary (details at APP.G.) for different cases (APP.F.)

A = gain adjust

B = bias adjust

C = case

E- = inverting input

E+ = non-inverting input

F,F* = input frequency

compensation

G = ground

J = high level input

K = output, open collector

L = output, open emitter

M = metal case

N = not connected

Q = special terminal

R,R* = outputs

S = strobe

T,T* = offset balance

V+ = +ve dc supply

V- = -ve dc supply

W = guard ring

X = blank position, no lead

++ = +ve supplementary dc

supply

-- = -ve supplementary dc

supply

ϕ,ϕ^* = output frequency

compensation

CASE (APP.F.)	LD 1	LD 2	LD 3	LD 4	LD 5	LD 6	LD 7	LD 8	LD 9	LD 10	LD 11	LD 12	LD 13	LD 14	LD 15	LD 16	EUROPE SUBSTITUTION	USA SUBSTITUTION	ISS	TYPE NUMBER
DIL-8/1P	T	E-	E+	V-	T*	R	V+	B	SFC2776DC	.	0	UA776TC
DIL-14/1C	N	N	TF	E-	E+	V-	N	N	T*	R	V+	F*	N	N	.	.	.	SN72777JA	0	UA777DC
T05-8/1M	TF	E-	E+	V-	T*	R	V+	F*	SN72777L	0	UA777HC
DIL-8/1P	TF	E-	E+	V-	T*	R	V+	F*	SN72777P	0	UA777TC
T03-10/2M	R	V+	Q	F	E+	E-	T	T*	ϕ	V-M	TDB0791KM	.	0	UA791KC
T03-10/2M	R	V+	Q	F	E+	E-	T	T*	ϕ	V-M	TDC0791KM	.	0	UA791KM
HIL-12/1C	V-	V-	N	R	V+	Q	F	E+	E-	T	T*	ϕ	TDB0791EP	.	0	UA791P5
T05-8/1M	R1	E-1	E+1	V-	E+2	E-2	R2	V+	TBB1458	MC1458G	0	UA798HC
T05-8/1M	R1	E-1	E+1	V-	E+2	E-2	R2	V+	TBC1458	MC1558G	0	UA798HM
DIL-8/1C	R1	E-1	E+1	V-	E+2	E-2	R2	V+	TBB1458B	MC1458U	0	UA798RC
DIL-8/1C	R1	E-1	E+1	V-	E+2	E-2	R2	V+	LM1558J	MC1558U	0	UA798RM
DIL-8/1P	R1	E-1	E+1	V-	E+2	E-2	R2	V+	TBB1458B	MC1458U	0	UA798TC
T05-8/1M	T	E-	E+	V-	T*	R	V+	N	UA741EHC	LM741EH	0	UA799HC
T05-8/1M	T	E-	E+	V-	T*	R	V+	N	TBA222	LM741H	0	UA799HM
DIL-8/1C	T	E-	E+	V-	T*	R	V+	N	TBA221B	LM741EJ	0	UA799RC
DIL-8/1C	T	E-	E+	V-	T*	R	V+	N	0	UA799RM
DIL-8/1C	T	E-	E+	V-	T*	R	V+	N	TBA221B	LM741EJ	0	UA799TC
T05-8/1M	R1	E-1	E+1	V-	E+2	E-2	R2	V+	SFC2458	MC1458G	0	UA1458HC
DIL-8/1C	R1	E-1	E+1	V-	E+2	E-2	R2	V+	SFC2458DC	MC1458U	0	UA1458RC
DIL-8/1P	R1	E-1	E+1	V-	E+2	E-2	R2	V+	SFC2458DC	MC1458U	0	UA1458CTC
T05-8/1M	R1	E-1	E+1	V-	E+2	E-2	R2	V+	SFC2458	MC1458G	0	UA1458HC
DIL-8/1C	R1	E-1	E+1	V-	E+2	E-2	R2	V+	SFC2458DC	MC1458U	0	UA1458RC
DIL-8/1P	R1	E-1	E+1	V-	E+2	E-2	R2	V+	SFC2458DC	MC1458U	0	UA1458CTC
T05-8/1M	R1	E-1	E+1	V-	E+2	E-2	R2	V+	SFC2458	MC1458G	0	UA1458HC
DIL-8/1C	R1	E-1	E+1	V-	E+2	E-2	R2	V+	SFC2458DC	MC1458U	0	UA1458RC
DIL-8/1P	R1	E-1	E+1	V-	E+2	E-2	R2	V+	SFC2458DC	MC1458U	0	UA1458CTC
T05-8/1M	R1	E-1	E+1	V-	E+2	E-2	R2	V+	SFC2458M	MC1558G	0	UA1558HC
DIL-14/1P	E+2	E+1	E-1	R1	R2	E-2	G	E-3	R3	R4	E-4	E+4	E+3	V+	.	.	LM3301N	MC3301P	0	UA3301P
DIL-14/1P	R2	R1	V+	E-1	E+1	E-2	E+2	E-3	E+3	E-4	E+4	G	R4	R3	.	.	MC3302L	LM3302N	0	UA3302P
DIL-14/1P	R1	E-1	E+1	V+	E+2	E-2	R2	R3	E-3	E+3	G	E+4	E-4	R4	.	.	RV3403ADC	MC3303P	0	UA3303P
DIL-14/1P	E+2	E+1	E-1	R1	R2	E-2	G	E-3	R3	R4	E-4	E+4	E+3	V+	.	.	LM3401N	MC3401L	0	UA3401P
DIL-14/1C	R1	E-1	E+1	V+	E+2	E-2	R2	R3	E-3	E+3	G	E+4	E-4	R4	.	.	RC3403ADC	MC3403L	0	UA3403D
DIL-14/1P	R1	E-1	E+1	V+	E+2	E-2	R2	R3	E-3	E+3	G	E+4	E-4	R4	.	.	RC3403ADC	MC3403L	0	U3403P
DIL-14/1C	R1	E-1	E+1	V+	E+2	E-2	R2	R3	E-3	E+3	G	E+4	E-4	R4	.	.	RM3503ADC	MC3503L	0	UA3503D
DIL-14/1C	E-1	E+1	R1	R2	E+2	E-2	V-	E-3	E+3	R3	V+	R4	E+4	E-4	.	.	RC4136DB	RC4136DB	0	UA4136DC
DIL-14/1C	E-1	E+1	R1	R2	E+2	E-2	V-	E-3	E+3	R3	V+	R4	E+4	E-4	.	.	RM4136DC	RC4136DC	0	UA4136DM
DIL-14/1P	E-1	E+1	R1	R2	E+2	E-2	V-	E-3	E+3	R3	V+	R4	E+4	E-4	.	.	RC4136DC	RC4136DC	0	UA4136PC
DIL-14/1C	N	G	E-	E-	N	V-	T	T*S	R	N	V+	N	N	N	.	.	LF111D	LF111D	0	UAF111D
T05-8/1M	G	E+	E-	V-	T	T*S	R	V+	LF111H	LF111H	0	UAF111H
T05-8/1M	T	E-	E+	V-M	T*	R	V+	N	R	V+	N	.	LF155AH	LF155AH	0	UAF155AHM
T05-8/1M	T	E-	E+	V-M	T*	R	V+	N	LF155H	LF155H	0	UAF155HM
T05-8/1M	T	E-	E+	V-M	T*	R	V+	N	LF156AH	LF156AH	0	UAF156AHM
T05-8/1M	T	E-	E+	V-M	T*	R	V+	N	LF156H	LF156H	0	UAF156HM
T05-8/1M	T	E-	E+	V-M	T*	R	V+	N	LF157AH	LF157AH	0	UAF157AHM
T05-8/1M	T	E-	E+	V-M	T*	R	V+	N	LF157H	LF157H	0	UAF157HM
DIL-14/1C	N	G	E-	E-	N	V-	T	T*S	R	N	V+	N	N	N	.	.	LF311D	LF311D	0	UAF311D
T05-8/1M	G	E+	E-	V-	T	T*S	R	V+	LF311H	LF311H	0	UAF311H
T05-8/1M	T	E-	E+	V-M	T*	R	V+	N	LF355AH	LF355AH	0	UAF355AHM
T05-8/1M	T	E-	E+	V-M	T*	R	V+	N	LF355H	LF355H	0	UAF355HM
T05-8/1M	T	E-	E+	V-M	T*	R	V+	N	LF356AH	LF356AH	0	UAF356AHM
T05-8/1M	T	E-	E+	V-M	T*	R	V+	N	LF356H	LF356H	0	UAF356HM
T05-8/1M	T	E-	E+	V-M	T*	R	V+	N	LF357AH	LF357AH	0	UAF357AHM
T05-8/1M	T	E-	E+	V-M	T*	R	V+	N	LF357H	LF357H	0	UAF357HM
FLP-10/3C	N	G	E-	E+	V-	F	ϕ	R	N	V+	MC1712F	UA702FM	0	U3F7702312
FLP-10/3C	N	G	E-	E+	V-	F	ϕ	R	N	V+	MC1712F	UA702FM	0	U3F7702313
FLP-10/3C	N	F	E-	E+	V-	ϕ	R	V+	F*	N	MC1709F	UA709FM	0	U3F7709311
FLP-10/3C	N	F	E-	E+	V-	ϕ	R	V+	F*	N	MC1709F	UA709FM	0	U3F7709312
FLP-10/3C	N	F	E-	E+	V-	ϕ	R	V+	F*	N	MC1709F	UA709FM	0	U3F7709313
FLP-10/3C	N	F	E-	E+	V-	ϕ	R	V+	F*	N	MC1709F	UA709FM	0	U3F770931X
FLP-10/3C	G	E+	E-	N	V-	R	N	V+	N	N	SFC2710PM	UA710FM	0	U3F7710312
FLP-10/3C	G	E+	E-	N	V-	R	N	V+	N	N	SFC2710PM	UA710FM	0	U3F7710313
FLP-10/3C	G	E+	E-	N	V-	R	N	V+	N	N	.	.	.							

TYPE NUMBER	MFR	APP	COMP	GBP MIN	SLEW RATE MIN	V _{S+} MAX	V _{S-} MAX	T _{OP} MAX	A _{VOL} MIN	V _{IO} MAX	I _B MAX	I _{IO} MAX	P _{TOT} MAX	I _{OUT} MIN	V _{OUT} MIN	V _{ICM} MAX	V _{IDF} MAX	dV _{IO} /dT MAX	P _O MAX	I _O MAX	CM RR MIN	PS RR MIN	R _{IN} MIN
U3F7711313	OBS	DCP	EXT	.	.	+14V	-7V	125C	58dB	3.5MV	75uA	10uA	570MWF	5MA	2.5V	7V	5V	20uV/C	200MW
U3F7733312	OBS	BDO	EXT	20MHZ	.	+8V	-8V	125C	50dB	5MV	20uA	3uA	570MWF	2MA	1.5V	6V	5V	.	.	24MA	60dB	50dB	2K
U3F7733313	OBS	BDO	EXT	20MHZ	.	+8V	-8V	125C	50dB	5MV	20uA	3uA	570MWF	2MA	1.5V	6V	5V	.	.	24MA	60dB	50dB	2K
U3F7741312	OBS	GPK	INT	.	0.2V/uS	+22V	-22V	125C	94dB	5MV	500NA	200NA	570MWF	5MA	12V	15V	30V	.	85MW	3MA	70dB	76dB	300K
U3F7741313	OBS	GPK	INT	.	0.2V/uS	+22V	-22V	125C	94dB	5MV	500NA	200NA	570MWF	5MA	12V	15V	30V	.	85MW	3MA	70dB	76dB	300K
U3F7748312	OBS	GPU	EXT	.	0.2V/uS	+22V	-22V	125C	94dB	5MV	500NA	200NA	570MWF	5MA	12V	15V	30V	.	85MW	3MA	70dB	76dB	300K
U3F7748313	OBS	GPU	EXT	.	0.2V/uS	+22V	-22V	125C	94dB	5MV	500NA	200NA	570MWF	5MA	12V	15V	30V	.	85MW	3MA	70dB	76dB	300K
U3H7702313	OBS	WBA	EXT	3MHZ	.	+13V	-8V	125C	68dB	2MV	5uA	0.5uA	570MWF	.3MA	5V	5V	5V	10uV/C	120MW	7MA	80dB	74dB	16K
U3H770231X	OBS	WBA	EXT	3MHZ	.	+13V	-8V	125C	68dB	2MV	5uA	0.5uA	570MWF	.3MA	5V	5V	5V	10uV/C	120MW	7MA	80dB	74dB	16K
U3H771231X	OBS	WBA	EXT	3MHZ	.	+13V	-8V	125C	68dB	2MV	5uA	0.5uA	570MWF	.3MA	5V	5V	5V	10uV/C	120MW	7MA	80dB	74dB	16K
U3T771131X	OBS	DCP	EXT	.	.	+14V	-7V	125C	58dB	3.5MV	75uA	10uA	570MWF	5MA	2.5V	7V	5V	20uV/C	200MW
U3T771139X	OBS	DCP	EXT	.	.	+14V	-7V	70C	57dB	5MV	100uA	15uA	300MWF	5MA	2.5V	7V	5V	20uV/C	230MW	.	65dB	.	.
U5B101A312	OBS	GPU	EXT	.	.	+22V	-22V	125C	94dB	2MV	75NA	10NA	500MWF	5MA	12V	15V	30V	15uV/C	.	3MA	80dB	80dB	1.5M
U5B201A333	OBS	GPU	EXT	.	.	+22V	-22V	85C	94dB	2MV	75NA	10NA	500MWF	5MA	12V	15V	30V	15uV/C	.	3MA	80dB	80dB	500K
U5B301A393	OBS	GPU	EXT	.	.	+18V	-18V	70C	88dB	7.5MV	250NA	50NA	500MWF	5MA	12V	15V	30V	30uV/C	.	3MA	70dB	70dB	500K
U5B7101312	OBS	GPU	EXT	.	.	+22V	-22V	125C	94dB	5MV	500NA	200NA	500MWF	5MA	12V	15V	30V	15uV/C	.	3MA	70dB	70dB	300K
U5B7201393	OBS	GPU	EXT	.	.	+22V	-22V	70C	86dB	7.5MV	1.5uA	0.5uA	500MWF	5MA	12V	15V	30V	30uV/C	.	3MA	65dB	70dB	100K
U5B7702312	OBS	WBA	EXT	3MHZ	.	+13V	-8V	125C	68dB	2MV	5uA	0.5uA	500MWF	.3MA	5V	5V	5V	10uV/C	120MW	7MA	80dB	74dB	16K
U5B770231X	OBS	WBA	EXT	3M	.	+13V	-8V	125C	68dB	2MV	5uA	0.5uA	500MWF	.3MA	5V	5V	5V	10uV/C	120MW	7MA	80dB	74dB	16K
U5B7702393	OBS	WBA	EXT	3MHZ	.	+13V	-8V	70C	66dB	5MV	7.5uA	2uA	500MWF	.3MA	5V	5V	5V	20uV/C	120MW	7MA	70dB	70dB	10K
U5B770239X	OBS	WBA	EXT	3MHZ	.	+13V	-8V	70C	66dB	5MV	7.5uA	2uA	500MWF	.3MA	5V	5V	5V	20uV/C	120MW	7MA	70dB	70dB	10K
U5B7709311	SGG	GPU	EXT	3MHZ	.15V/uS	+18V	-18V	125C	88dB	2MV	200NA	50NA	500MWF	5MA	12V	10V	5V	10uV/C	108MW	.	80dB	80dB	350K
U5B7709312	OBS	GPU	EXT	3MHZ	.15V/uS	+18V	-18V	125C	88dB	5MV	500NA	200NA	500MWF	5MA	12V	10V	5V	15uV/C	165MW	.	70dB	76dB	150K
U5B770931X	SGG	GPU	EXT	3MHZ	.15V/uS	+18V	-18V	125C	88dB	5MV	500NA	200NA	500MWF	5MA	12V	10V	5V	15uV/C	165MW	.	70dB	76dB	150K
U5B7709393	OBS	GPU	EXT	3MHZ	.15V/uS	+18V	-18V	70C	84dB	7.5MV	1.5uA	500NA	500MWF	5MA	12V	10V	5V	.	200MW	.	65dB	74dB	50K
U5B770939X	SGG	GPU	EXT	3MHZ	.15V/uS	+18V	-18V	70C	84dB	7.5MV	1.5uA	500NA	500MWF	5MA	12V	10V	5V	.	200MW	.	65dB	74dB	50K
U5B7710312	OBS	CPR	EXT	.	.	+14V	-7V	125C	62dB	2MV	20uA	3uA	500MWF	5MA	2.5V	7V	5V	10uV/C	150MW	.	80dB	.	.
U5B771031X	SGG	CPR	EXT	.	.	+14V	-7V	125C	62dB	2MV	20uA	3uA	500MWF	5MA	2.5V	7V	5V	10uV/C	150MW	.	80dB	.	.
U5B7710393	OBS	CPR	EXT	.	.	+14V	-6V	70C	60dB	5MV	25uA	5uA	500MWF	5MA	2.5V	7V	5V	20uV/C	150MW	.	70dB	.	.
U5B771039X	SGG	CPR	EXT	.	.	+14V	-6V	70C	60dB	5MV	25uA	5uA	500MWF	5MA	2.5V	7V	5V	20uV/C	150MW	.	70dB	.	.
U5B771231X	SGG	WBA	EXT	3MHZ	.	+13V	-8V	125C	68dB	2MV	5uA	0.5uA	500MWF	.3MA	5V	5V	5V	10uV/C	120MW	7MA	80dB	74dB	16K
U5B771239X	OBS	WBA	EXT	3MHZ	.	+13V	-8V	70C	66dB	5MV	7.5uA	2uA	500MWF	.3MA	5V	5V	5V	20uV/C	120MW	7MA	70dB	70dB	10K
U5B7730312	OBS	BDO	EXT	1MHZ	.	+15V	.	125C	40dB	2.5MV	7.5uA	1.5uA	500MWF	.	2V	4V	5V	.	156MW	13MA	70dB	.	5K
U5B773031X	OBS	BDO	EXT	1MHZ	.	+15V	.	125C	40dB	2.5MV	7.5uA	1.5uA	500MWF	.	2V	4V	5V	.	156MW	13MA	70dB	.	5K
U5B7730393	OBS	BDO	EXT	1MHZ	.	+15V	.	70C	40dB	5MV	16uA	3uA	500MWF	.	2V	4V	5V	.	156MW	13MA	60dB	.	2.5K
U5B773039X	OBS	BDO	EXT	1MHZ	.	+15V	.	70C	40dB	5MV	16uA	3uA	500MWF	.	2V	4V	5V	.	156MW	13MA	60dB	.	2.5K
U5B7740312	OBS	FET	INT	1MHZ	2V/uS	+22V	-22V	125C	94dB	110MV	200pA	150pA	500MWF	5MA	12V	15V	30V	.	156MW	5MA	64dB	70dB	300K
U5B7740393	OBS	FET	INT	1MHZ	2V/uS	+22V	-22V	70C	86dB	20MV	2NA	300pA	500MWF	5MA	12V	15V	30V	.	240MW	8MA	55dB	66dB	300K
U5B7741312	ING	GPK	INT	.	0.2V/uS	+22V	-22V	125C	94dB	5MV	500NA	200NA	500MWF	7MA	12V	15V	30V	.	85MW	3MA	70dB	76dB	300K
U5B7741392	OBS	GPK	INT	.	0.2V/uS	+18V	-18V	70C	86dB	6MV	500NA	200NA	500MWF	5MA	12V	15V	30V	.	.	3MA	70dB	76dB	300K
U5B7741393	ING	GPK	INT	.	0.2V/uS	+18V	-18V	70C	86dB	6MV	500NA	200NA	500MWF	5MA	12V	15V	30V	.	.	3MA	70dB	76dB	300K
U5B7748312	OBS	GPU	EXT	.	0.2V/uS	+22V	-22V	125C	94dB	5MV	500NA	200NA	500MWF	5MA	12V	15V	30V	.	85MW	3MA	70dB	76dB	300K
U5B7748393	OBS	GPU	EXT	.	0.2V/uS	+18V	-18V	70C	86dB	6MV	500NA	200NA	500MWF	5MA	12V	15V	30V	.	85MW	3MA	70dB	76dB	300K
U5B7777312	OBS	PIA	EXT	.	0.2V/uS	+22V	-22V	125C	94dB	2MV	25NA	3NA	500MWF	5MA	12V	15V	30V	15uV/C	.	4MA	80dB	80dB	2M
U5B7777393	OBS	PIA	EXT	.	0.2V/uS	+22V	-22V	70C	88dB	5MV	100NA	20NA	500MWF	5MA	12V	15V	30V	30uV/C	85MW	3MA	70dB	76dB	1M
U5F7711312	OBS	DCP	EXT	.	.	+14V	-7V	125C	58dB	3.5MV	75uA	10uA	500MWF	5MA	2.5V	7V	5V	20uV/C	200MW
U5F771131X	SGG	DCP	EXT	.	.	+14V	-7V	125C	58dB	3.5MV	75uA	10uA	500MWF	5MA	2.5V	7V	5V	20uV/C	200MW
U5F7711393	OBS	DCP	EXT	.	.	+14V	-7V	70C	57dB	5MV	100uA	15uA	500MWF	5MA	2.5V	7V	5V	20uV/C	230MW
U5F771139X	SGG	DCP	EXT	.	.	+14V	-7V	70C	57dB	5MV	100uA	15uA	500MWF	5MA	2.5V	7V	5V	20uV/C	230MW
U5F7733312	OBS	BDO	EXT	20MHZ	.	+8V	-8V	125C	50dB	5MV	20uA	3uA	500MWF	2MA	1.5V	6V	5V	.	.	24MA	60dB	50dB	2K
U5F7733393	OBS	BDO	EXT	20MHZ	.	+8V	-8V	70C	48dB	6MV	30uA	5uA	500MWF	2MA	1.5V	6V	5V	.	.	24MA	60dB	50dB	2K
U5F7747393	FAU	DKG	INT	.	0.2V/uS	+18V	-18V	70C	88dB	6MV	500NA	200NA	500MWF	5MA	12V	15V	30V	.	85MW	3MA	70dB	76dB	300K
U5T7725311	OBS	PIA	EXT	.	.	+22V	-22V	125C	120dB	0.5MV	75NA	5NA	500MWF	5MA	12V	22V	5V	2uV/C	120MW	.	110dB	102dB	500K
U5T7725312	OBS	PIA	EXT	.	.	+22V	-22V	125C	120dB	1MV	100NA	20NA	500MWF	5MA	12V	22V	5V	5uV/C	150MW	.	110dB	100dB	500K
U5T7725333	OBS	PIA	EXT	.	.	+22V	-22V	85C	120dB	0.5MV	75NA	5NA	500MWF	5MA	12V	22V	5V	2uV/C	150MW	.	120dB	106dB	500K
U5T7725393	OBS	PIA	EXT	.	.	+22V	-22V	70C	108dB	2.5MV	125NA	35NA	500MWF	5MA	12V	22V	5V	5uV/C	150MW	.	94dB	90dB	500K
U6A7101312	OBS	GPU	EXT	.	.	+22V	-22V	125C	94dB	5MV	1.5uA	0.5uA	500MWF	5MA	12V	15V	30V	15uV/C	.	3MA	70dB	70dB	300K
U6A7702312	FAU	WBA	EXT	3MHZ	.	+13V	-13V	125C	68dB	2MV	5uA	0.5uA	670MWF	.3MA	5V	5V	5V	10uV/C	120MW	7MA	80dB	74dB	16K
U6A7702393	OBS	WBA	EXT	3MHZ	.	+13V	-8V	70C	66dB	5MV	7.5uA	2uA	670MWF	.3MA	5V	5V	5V	20uV/C	120MW	7MA	70dB	70dB	10K
U6A7709311	FAU	GPU	EXT	3MHZ	.15V/uS	+18V	-18V	125C	88dB	2MV	200NA	50NA	670MWF	5MA	12V	10V	5V	10uV/C	108MW	.	80dB	80dB	350K

For detailed explanations of column heading notations, see App. A.

Also for ready references the more important abbreviations used in the column headings are listed below:

LEFT HAND PAGE

- APP = application
(codes at APP.E.)
- CMRR = common mode rejection ratio
- CMP = compensation (frequency)
- dV_{IO}/dT = input offset voltage temperature drift
- GBP = gain bandwidth product
- I_B = input bias current
- I_{IO} = input bias offset current
- I_Q = quiescent supply current
- MFR = manufacturer (codes at App.C.)
- P_Q = quiescent power consumer
- PSRR = power supply rejection ratio
- V_{ICM} = common mode input voltage rating
- V_{IDF} = differential input voltage rating
- V_{IO} = input offset voltage
- V_S = dc supply voltage

RIGHT HAND PAGE

Lead out coding summary (details at APP.G.) for different cases (APP.F.)

- A = gain adjust
- B = bias adjust
- C = case
- E- = inverting input
- E+ = non-inverting input
- F,F* = input frequency compensation
- G = ground
- J = high level input
- K = output, open collector
- L = output, open emitter
- M = metal case
- N = not connected
- Q = special terminal
- R,R* = outputs
- S = strobe
- T,T* = offset balance
- V+ = +ve dc supply
- V- = -ve dc supply
- W = guard ring
- X = blank position, no lead
- ++ = +ve supplementary dc supply
- = -ve supplementary dc supply
- ϕ,ϕ^* = output frequency compensation

CASE (APP. F)	LD 1	LD 2	LD 3	LD 4	LD 5	LD 6	LD 7	LD 8	LD 9	LD 10	LD 11	LD 12	LD 13	LD 14	LD 15	LD 16	EUROPE SUBSTITUTION	USA SUBSTITUTION	I S	TYPE NUMBER		
FLP-10/3C	E-1	E+1	V-	E+2	E-2	S2	R	V+	G	S1	SFC2711PM	UA711FM	0	U3F7711313		
FLP-10/3C	E+	A2	A*2	V-	R	R*	V+	A1	A*1	E-	SN52733FA	UA733FM	0	U3F7733312		
FLP-10/3C	E+	A2	A*2	V-	R	R*	V+	A1	A*1	E-	SN52733FA	UA733FM	0	U3F7733313		
FLP-10/3C	N	T	E-	E+	V-	T*	R	V+	N	N	SFC2741PM	UA741FM	0	U3F7741312		
FLP-10/3C	N	T	E-	E+	V-	T*	R	V+	N	N	SFC2741PM	UA741FM	0	U3F7741313		
FLP-10/3C	N	FT	E-	E+	V-	T*	R	V+	F*	N	SN52748FA	UA748FM	0	U3F7748312		
FLP-10/3C	N	FT	E-	E+	V-	T*	R	V+	F*	N	SN52748FA	UA748FM	0	U3F7748313		
FLP-10/3G	N	G	E-	E+	V-	F	ϕ	R	N	V+	MC1712F	UA702FM	0	U3H7702313		
FLP-10/3G	N	G	E-	E+	V-	F	ϕ	R	N	V+	MC1712F	UA702FM	0	U3H770231X		
FLP-10/3G	N	G	E-	E+	V-	F	ϕ	R	N	V+	MC1712F	UA702FM	0	U3H771231X		
FLP-10/1C	E-1	E+1	V-	E+2	E-2	S2	R	V+	G	S1	SFC2711PM	UA711FM	0	U3T771131X		
FLP-10/1C	E-1	E+1	V-	E+2	E-2	S2	R	V+	G	S1	SN72711FA	UA711FM	0	U3T771139X	
T05-8/1M	FT	E-	E+	V-M	T*	R	V+	F*	SFC2101A	LM101AH	0	U5B101A312		
T05-8/1M	FT	E-	E+	V-M	T*	R	V+	F*	LM201AH	LM201AH	0	U5B201A333		
T05-8/1M	FT	E-	E+	V-M	T*	R	V+	F*	UA301AH	LM301AH	0	U5B301A393		
T05-8/1M	FT	E-	E+	V-M	T*	R	V+	F*	SFC2101A	LM101H	0	U5B7101312		
T05-8/1M	FT	E-	E+	V-M	T*	R	V+	F*	LM201H	LM201H	0	U5B7201393		
T05-8/1M	G	E-	E+	V-M	F	ϕ	R	V+	SN52702AL	UA702HM	0	U5B7702312		
T05-8/1M	G	E-	E+	V-M	F	ϕ	R	V+	SN52702AL	UA702HM	0	U5B770231X		
T05-8/1M	G	E-	E+	V-M	F	ϕ	R	V+	SN72702L	UA702HC	0	U5B7702393		
T05-8/1M	G	E-	E+	V-M	F	ϕ	R	V+	SN72702L	UA702HC	0	U5B770239X		
T05-8/1M	F	E-	E+	V-M	ϕ	ϕ^* R	V+	F*	TAA522	UA709AHM	0	U5B7709311		
T05-8/1M	F	E-	E+	V-M	ϕ	ϕ^* R	V+	F*	TAA522	UA709HM	0	U5B7709312		
T05-8/1M	F	E-	E+	V-M	ϕ	ϕ^* R	V+	F*	TAA522	UA709HM	0	U5B770931X		
T05-8/1M	F	E-	E+	V-M	ϕ	ϕ^* R	V+	F*	TAA521	UA709HC	0	U5B7709393		
T05-8/1M	F	E-	E+	V-M	ϕ	ϕ^* R	V+	F*	TAA521	UA709HC	0	U5B770939X		
T05-8/1M	G	E+	E-	V-M	N	N	R	V+	SFC2710M	UA710HM	0	U5B7710312		
T05-8/1M	G	E+	E-	V-M	N	N	R	V+	SFC2710M	UA710HM	0	U5B771031X		
T05-8/1M	G	E+	E-	V-M	N	N	R	V+	SFC2710C	UA710HC	0	U5B7710393		
T05-8/1M	G	E+	E-	V-M	N	N	R	V+	SFC2710C	UA710HC	0	U5B771039X		
T05-8/1M	G	E-	E+	V-M	F	ϕ	R	V+	SN52702AL	UA702HM	0	U5B771231X		
T05-8/1M	G	E-	E+	V-M	F	ϕ	R	V+	SN72702L	UA702HC	0	U5B771239X		
T05-8/1M	R*1	E-	E+	G-M	R1	R2	V+	R*2	UA730HM	UA730HM	0	U5B7730312	
T05-8/1M	R*1	E-	E+	G-M	R1	R2	V+	R*2	UA730HM	UA730HM	0	U5B773031X	
T05-8/1M	R*1	E-	E+	G-M	R1	R2	V+	R*2	UA730HC	UA730HC	0	U5B7730393	
T05-8/1M	R*1	E-	E+	G-M	R1	R2	V+	R*2	UA730HC	UA730HC	0	U5B773039X	
T05-8/1M	T	E-	E+	V-M	T*	R	V+	N	UA740T	UA740HM	0	U5B7740312	
T05-8/1M	T	E-	E+	V-M	T*	R	V+	N	UA740CT	UA740HC	0	U5B7740393	
T05-8/1M	T	E-	E+	V-M	T*	R	V+	N	TBA222	UA741HM	0	U5B7741312	
T05-8/1M	T	E-	E+	V-M	T*	R	V+	N	TBA221	UA741HC	0	U5B7741392	
T05-8/1M	T	E-	E+	V-M	T*	R	V+	N	TBA221	UA741HC	0	U5B7741393	
T05-8/1M	FT	E-	E+	V-M	T*	R	V+	F*	TBC0748	UA748HM	0	U5B7748312	
T05-8/1M	FT	E-	E+	V-M	T*	R	V+	F*	TBB0748	UA748HC	0	U5B7748393	
T05-8/1M	TF	E-	E+	V-M	T*	R	V+	F*	SN52777L	UA777HM	0	U5B7777312
T05-8/1M	TF	E-	E+	V-M	T*	R	V+	F*	SN72777L	UA777HC	0	U5B7777393	
T05-10/1M	G	S1	E-1	E+1	V-M	E+2	E-2	S2	R	V+	SFC2711M	UA711HM	0	U5F7711312	
T05-10/1M	G	S1	E-1	E+1	V-	E+2	E-2	S2	R	V+	SFC2711M	UA711HM	0	U5F771131X	
T05-10/1M	G	S1	E-1	E+1	V-M	E+2	E-2	S2	R	V+	SFC2711C	UA711HC	0	U5F7711393	
T05-10/1M	G	S1	E-1	E+1	V-M	E+2	E-2	S2	R	V+	SFC2711C	UA711HC	0	U5F771139X	
T05-10/1M	E-	E+	A2	A*2	V-M	R	V+	A1	A*1	SN52733L	UA733HM	0	U5F7733312	
T05-10/1M	E-	E+	A2	A*2	V-M	R	V+	A1	A*1	SN72733L	UA733HC	0	U5F7733393	
T05-10/1M	R1	V+1	E-1	E+1	V-M	E+2	E-2	V+2	R2	N	TBB0747	UA747HC	0	U5F7747393	
T05-8/1M	T	E-	E+	V-	ϕ	ϕ^*	V+	T*	LM725AH	UA725AHM	0	U5T7725311	
T05-8/1M	T	E-	E+	V-	ϕ	ϕ^*	V+	T*	LM725H	UA725HM	0	U5T7725312	
T05-8/1M	T	E-	E+	V-	ϕ	ϕ^*	V+	T*	UA725EHC	UA725EHC	0	U5T7725333	
T05-8/1M	T	E-	E+	V-	ϕ	ϕ^*	V+	T*	LM725CH	UA725HC	0	U5T7725393	
DIL-14/1C	N	N	FT	E-	E+	V-	N	N	T*	R	V+	F*	N	N	.	.	.	LM101J14	LM101J14	0	U6A7101312	
DIL-14/1C	N	N	G	E-	E+	V-	N	N	F	ϕ	R	N	V+	N	.	.	.	SN52702J	UA702DM	0	U6A7702312	
DIL-14/1C	N	N	G	E-	E+	V-	N	N	F	ϕ	R	N	V+	N	.	.	.	SN72702J	UA702DC	0	U6A7702393	
DIL-14/1C	N	N	F	E-	E+	V-	N	N	ϕ	R	V+	F*	N	N	.	.	.	LM709AJ	UA709ADM	0	U6A7709311	

TYPE NUMBER	MFR	APP	COMP	GBP MIN	SLEW RATE MIN	V _S ⁺ MAX	V _S ⁻ MAX	T _{OP} MAX	A _{VOL} MIN	V _{IO} MAX	I _B MAX	I _O MAX	Prot MAX	I _{OUT} MIN	V _{OUT} MIN	V _{ICM} MAX	V _{IDF} MAX	dV _{IO} /dT MAX	P _O MAX	I _O MAX	CM RR MIN	PS RR MIN	R _{IN} MIN
U6A7709312	FAU	GPU	EXT	.3MHZ	.15V/uS	+18V	-18V	125C	88dB	5MV	500NA	200NA	670MWF	5MA	12V	10V	5V	15uV/C	165MW		70dB	76dB	150K
U6A7709393	FAU	GPU	EXT	.3MHZ	.15V/uS	+18V	-18V	70C	84dB	7.5MV	1.5uA	500NA	670MWF	5MA	12V	10V	5V		200MW		65dB	74dB	50K
U6A7710312	FAU	CPR	EXT			+14V	-6V	125C	62dB	2MV	20uA	3uA	670MWF	5MA	2.5V	7V	5V	10uV/C	1.50MW		80dB		
U6A7710393	FAU	CPR	EXT			+14V	-6V	70C	60dB	5MV	25uA	5uA	670MWF	5MA	2.5V	7V	5V	20uV/C	1.50MW		70dB		
U6A7711312	OBS	DCP	EXT			+14V	-7V	125C	58dB	3.5MV	75uA	10uA	670MWF	5MA	2.5V	7V	5V	20uV/C	200MW				
U6A7711393	OBS	DCP	EXT			+14V	-7V	70C	57dB	5MV	100uA	15uA	670MWF	5MA	2.5V	7V	5V	20uV/C	230MW				
U6A7733312	OBS	BDO	EXT	20MHZ		+8V	-8V	125C	50dB	5MV	20uA	3uA	670MWF	2MA	1.5V	6V	5V			24MA	60dB	50dB	2K
U6A7733393	ADU	BDO	EXT	20MHZ		+8V	-8V	70C	48dB	6MV	30uA	5uA	670MWF	2MA	1.5V	6V	5V			24MA	60dB	50dB	2K
U6A7739393	OBS	DLN	EXT			+18V	-18V	70C	76dB	6MV	2uA	1uA	670MWF	.2MA	12V	15V	5V		420MW	14MA	70dB	74dB	37K
U6A7741312	ADU	GPK	INT	.4MHZ	0.3V/uS	+22V	-22V	125C	94dB	3MV	80NA	30NA	670MWF	5MA	12V	15V	30V	15uV/C	1.50MW		80dB	86dB	1M
U6A7741393	OBS	GPK	INT		0.2V/uS	+18V	-18V	70C	86dB	6MV	500NA	200NA	670MWF	5MA	12V	15V	30V		85MW	3MA	70dB	76dB	300K
U6A7748312	OBS	GPU	EXT		0.2V/uS	+22V	-22V	125C	94dB	5MV	500NA	200NA	670MWF	5MA	12V	15V	30V		85MW	3MA	70dB	76dB	300K
U6A7748393	OBS	GPU	EXT		0.2V/uS	+22V	-22V	70C	86dB	6MV	500NA	200NA	670MWF	5MA	12V	15V	30V		85MW	3MA	70dB	76dB	300K
U6A7749312	OBS	DLN	EXT		1V/uS	+18V	-18V	125C	86dB	3MV	75NA	400NA	650MWF	2MA	12V	15V	5V	10uV/C	220MW	11MA	70dB	74dB	100K
U6A7749393	OBS	DLN	EXT		1V/uS	+18V	-18V	70C	84dB	6MV	1.5uA	750NA	650MWF	2MA	12V	15V	5V	10uV/C	330MW	14MA	70dB	70dB	50K
U6E7201393	ADU	GPU	EXT			+22V	-22V	70C	86dB	7.5MV	1.5uA	0.5uA	500MWF	5MA	12V	15V	30V	30uV/C		3MA	65dB	70dB	100K
U6E7709393	SGG	GPU	EXT	.3MHZ	.15V/uS	+18V	-18V	70C	84dB	7.5MV	1.5uA	500NA	670MWF	5MA	12V	10V	5V		200MW		65dB	74dB	50K
U6E7710393	SGG	CPR	EXT			+14V	-6V	70C	60dB	5MV	25uA	5uA	670MWF	5MA	2.5V	7V	5V	20uV/C	1.50MW		70dB		
U6E7711393	SGG	DCP	EXT			+14V	-7V	70C	57dB	5MV	100uA	15uA	670MWF	5MA	2.5V	7V	5V	20uV/C	230MW				
U6E7712393	OBS	WBA	EXT	.3MHZ		+13V	-18V	70C	66dB	5MV	7.5uA	2uA	670MWF	.3MA	5V	5V	5V	20uV/C	120MW	7MA	70dB	70dB	10K
U6E7739393	OBS	DLN	EXT			+18V	-18V	70C	76dB	6MV	2uA	1uA	670MWF	.2MA	12V	15V	5V		420MW	14MA	70dB	74dB	37K
U6E7741393	OBS	GPK	INT		0.2V/uS	+18V	-18V	70C	86dB	6MV	500NA	200NA	670MWF	5MA	12V	15V	30V		85MW	3MA	70dB	76dB	300K
U6E7748393	OBS	GPU	EXT		0.2V/uS	+22V	-22V	70C	86dB	6MV	500NA	200NA	670MWF	5MA	12V	15V	30V		85MW	3MA	70dB	76dB	300K
U6T7201393	ADU	GPU	EXT			+22V	-22V	70C	86dB	7.5MV	1.5uA	0.5uA	500MWF	5MA	12V	15V	30V	30uV/C		3MA	65dB	70dB	100K
U6T7741393	OBS	GPK	INT		0.2V/uS	+18V	-18V	70C	86dB	6MV	500NA	200NA	310MWF	5MA	12V	15V	30V			3MA	70dB	76dB	300K
U6T7748393	OBS	GPU	EXT		0.2V/uS	+18V	-18V	70C	86dB	6MV	500NA	200NA	310MWF	5MA	12V	15V	30V			3MA	70dB	76dB	300K
U6W7747312	OBS	DKG	INT		0.2V/uS	+22V	-22V	125C	94dB	5MV	500NA	200NA	670MWF	5MA	12V	15V	30V		85MW	3MA	70dB	76dB	300K
U6W7747392	OBS	DKG	INT		0.2V/uS	+18V	-18V	70C	88dB	6MV	500NA	200NA	670MWF	5MA	12V	15V	30V		85MW	3MA	70dB	76dB	300K
U6W7747393	OBS	DKG	INT		0.2V/uS	+18V	-18V	70C	88dB	6MV	500NA	200NA	670MWF	5MA	12V	15V	30V		85MW	3MA	70dB	76dB	300K
U7A7747312	OBS	DKG	INT		0.2V/uS	+22V	-22V	125C	94dB	5MV	500NA	200NA	670MWF	5MA	12V	15V	30V		85MW	3MA	70dB	76dB	300K
U7A7747393	OBS	DKG	INT		0.2V/uS	+18V	-18V	70C	88dB	6MV	500NA	200NA	670MWF	5MA	12V	15V	30V		85MW	3MA	70dB	76dB	300K
U9T7741393	ING	GPK	INT		0.2V/uS	+18V	-18V	70C	86dB	6MV	500NA	200NA	670MWF	5MA	12V	15V	30V		85MW	3MA	70dB	76dB	300K
UC4250CTY	ING	PRA	INT			+18V	-18V	70C	95dB	6MV	75NA	20NA	500MWF	1MA	12V	15V	30V		3MW	1MA	70dB	74dB	
UC4250TY	ING	PRA	INT			+18V	-18V	125C	100dB	5MV	50NA	10NA	500MWF	1MA	12V	15V	30V		2.7MW	90UA	70dB	76dB	
ULN2139D	SPU	GPU	EXT	.3MHZ	0.8V/uS	+18V	-18V	100C	86dB	7.5MV	1uA	100NA		5MA	10V	18V	18V		200MW		80dB	75dB	100K
ULN2139G	SPU	GPU	EXT	.3MHZ	0.8V/uS	+18V	-18V	100C	86dB	7.5MV	1uA	100NA		5MA	10V	18V	18V		200MW		80dB	75dB	100K
ULN2139H	SPU	GPU	EXT	.3MHZ	0.8V/uS	+18V	-18V	100C	86dB	7.5MV	1uA	100NA		5MA	10V	18V	18V		200MW		80dB	75dB	100K
ULN2151D	SPU	GPK	INT		0.4V/uS	+20V	-20V	100C	88dB	5MV	250NA	25NA		5MA	10V	15V	30V		85MW		75dB	75dB	0.5M
ULN2151G	SPU	GPK	INT		0.4V/uS	+20V	-20V	100C	88dB	5MV	250NA	25NA		5MA	10V	15V	30V		85MW		75dB	75dB	0.5M
ULN2151H	SPU	GPK	INT		0.4V/uS	+20V	-20V	100C	88dB	5MV	250NA	25NA		5MA	10V	15V	30V		85MW		75dB	75dB	0.5M
ULN2151M	SPU	GPK	INT		0.4V/uS	+20V	-20V	100C	88dB	5MV	250NA	25NA		5MA	10V	15V	30V		85MW		75dB	75dB	0.5M
ULN2156D	OBS	HSR	INT		1V/uS	+18V	-18V	100C	97dB	10MV	30NA	10NA				15V	30V		90MW				1M
ULN2156M	OBS	HSR	INT		1V/uS	+18V	-18V	100C	97dB	10MV	30NA	10NA				15V	30V		90MW				1M
ULN2157A	OBS	DKG	INT		0.4V/uS	+20V	-20V	100C	88dB	5MV	250NA	25NA		5MA	10V	15V	30V		85MW		75dB	75dB	0.5M
ULN2157H	OBS	DKG	INT		0.4V/uS	+20V	-20V	100C	88dB	5MV	250NA	25NA		5MA	10V	15V	30V		85MW		75dB	75dB	0.5M
ULN2157K	OBS	DKG	INT		0.4V/uS	+20V	-20V	100C	88dB	5MV	250NA	25NA		5MA	10V	15V	30V		85MW		75dB	75dB	0.5M
ULN2158D	OBS	GPU	EXT		0.4V/uS	+20V	-20V	100C	88dB	5MV	250NA	25NA		5MA	10V	15V	30V		85MW		75dB	75dB	0.5M
ULN2158M	OBS	GPU	EXT		0.4V/uS	+20V	-20V	100C	88dB	5MV	250NA	25NA		5MA	10V	15V	30V		85MW		75dB	75dB	0.5M
ULN2171D	SPU	GPK	INT		0.8V/uS	+20V	-20V	100C	88dB	5MV	50NA	20NA		5MA	10V	15V	30V		95MW		80dB	80dB	2M
ULN2171G	SPU	GPK	INT		0.8V/uS	+20V	-20V	100C	88dB	5MV	50NA	20NA		5MA	10V	15V	30V		95MW		80dB	80dB	2M
ULN2171H	SPU	GPK	INT		0.8V/uS	+20V	-20V	100C	88dB	5MV	50NA	20NA		5MA	10V	15V	30V		95MW		80dB	80dB	2M
ULN2171M	SPU	GPK	INT		0.8V/uS	+20V	-20V	100C	88dB	5MV	50NA	20NA		5MA	10V	15V	30V		95MW		80dB	80dB	2M
ULN2172D	OBS	GPU	EXT		0.8V/uS	+20V	-20V	100C	88dB	5MV	50NA	20NA		5MA	10V	15V	30V		95MW		80dB	80dB	2M
ULN2172M	OBS	GPU	EXT		0.8V/uS	+20V	-20V	100C	88dB	5MV	50NA	20NA		5MA	10V	15V	30V		95MW		80dB	80dB	2M
ULN2173D	OBS	LBC	INT		0.1V/uS	+20V	-20V	100C	94dB	5MV	10NA	5NA				15V	30V		45MW				3M
ULN2173M	OBS	LBC	INT		0.1V/uS	+20V	-20V	100C	94dB	5MV	10NA	5NA				15V	30V		45MW				3M
ULN2174D	OBS	LBC	EXT		0.1V/uS	+20V	-20V	100C	94dB	5MV	10NA												

For detailed explanations of column heading notations, see App. A.

Also for ready references the more important abbreviations used in the column headings are listed below:

LEFT HAND PAGE

APP = application (codes at APP.E.)

CMRR = common mode rejection ratio

CMP = compensation (frequency)

dV_{io}/dT = input offset voltage temperature drift

GBP = gain bandwidth product

I_B = input bias current

I_{O} = input bias offset current

I_Q = quiescent supply current

MFR = manufacturer (codes at App.C.)

P_O = quiescent power consumer

PSRR = power supply rejection ratio

V_{icm} = common mode input voltage rating

V_{idf} = differential input voltage rating

V_{io} = input offset voltage

V_S = dc supply voltage

RIGHT HAND PAGE

Lead out coding summary (details at APP.G.) for different cases (APP.F.)

A = gain adjust

B = bias adjust

C = case

E- = inverting input

E+ = non-inverting input

F,F* = input frequency compensation

G = ground

J = high level input

K = output, open collector

L = output, open emitter

M = metal case

N = not connected

Q = special terminal

R,R* = outputs

S = strobe

T,T* = offset balance

V+ = +ve dc supply

V- = -ve dc supply

W = guard ring

X = blank position, no lead

+ + = +ve supplementary dc supply

- - = -ve supplementary dc supply

#, #* = output frequency compensation

CASE (APP. F)	LD 1	LD 2	LD 3	LD 4	LD 5	LD 6	LD 7	LD 8	LD 9	LD 10	LD 11	LD 12	LD 13	LD 14	LD 15	LD 16	EUROPE SUBSTI-TUTE	USA SUBSTI-TUTE	I S	TYPE NUMBER	
DIL-14/1C	N	N	F	E-	E+	V-	N	N	∅	R	V+	F*	N	N	.	.	LM709J	UA709DM	0	U6A7709312	
DIL-14/1C	N	N	F	E-	E+	V-	N	N	∅	R	V+	F*	N	N	.	.	LM709CJ	UA709DC	0	U6A7709393	
DIL-14/1C	N	G	E+	E-	N	V-	N	N	R	N	V+	N	N	N	.	.	SFC2710KM	UA710DM	0	U6A7710312	
DIL-14/1C	N	G	E+	E-	N	V-	N	N	R	N	V+	N	N	N	.	.	SFC2710EC	UA710DC	0	U6A7710393	
DIL-14/1C	N	E-1	E+1	V-	E+2	E-2	N	N	S2	R	V+	G	S1	N	.	.	SFC2711KM	UA711DM	0	U6A7711312	
DIL-14/1C	N	E-1	E+1	V-	E+2	E-2	N	N	S2	R	V+	G	S1	N	.	.	SFC2711EC	UA711DC	0	U6A7711393	
DIL-14/1C	E+	N	A2	A*2	V-	N	R	R*	N	V+	A1	A*1	N	E-	.	.	SN52733J	UA733DM	0	U6A7733312	
DIL-14/1C	E+	N	A2	A*2	V-	N	R	R*	N	V+	A1	A*1	N	E-	.	.	SN72733J	UA733DC	0	U6A7733393	
DIL-14/1C	R1	∅1	F1	F*1	E+1	E-1	V-	E-2	E+2	F2	F*2	∅2	R2	V+	.	.	TBA231	JA739DC	0	U6A7739393	
DIL-14/1C	N	N	T	E-	E+	V-	N	N	T*	R	V+	N	N	N	.	.	LM741D	UA741DM	0	U6A7741312	
DIL-14/1C	N	N	T	E-	E+	V-	N	N	T*	R	V+	N	N	N	.	.	TBA221A	UA741DC	0	U6A7741393	
DIL-14/1C	N	N	FT	E-	E+	V-	N	N	T*	R	V+	F*	N	N	.	.	SN52748JA	UA748DM	0	U6A7748312	
DIL-14/1C	N	N	FT	E-	E+	V-	N	N	T*	R	V+	F*	N	N	.	.	SN72748J	UA748DC	0	U6A7748393	
DIL-14/1C	R1	∅1	F1	F*1	E+1	E-1	V-	E-2	E+2	F2	F*2	∅2	R2	V+	.	.	UA749DM	UA749DM	0	U6A7749312	
DIL-14/1C	R1	∅1	F1	F*1	E+1	E-1	V-	E-2	E+2	F2	F*2	∅2	R2	V+	.	.	UA749DC	UA749DC	0	U6A7749393	
DIL-14/1C	N	N	FT	E-	E+	V-	N	N	T*	R	V+	F*	N	N	.	.	MLM201D	LM201D	0	U6E7201393	
DIL-14/1P	N	N	F	E-	E+	V-	N	N	∅	R	V+	F*	N	N	.	.	TAA521A	UA709DC	0	U6E7709393	
DIL-14/1P	N	G	E+	E-	V-	N	N	N	R	N	V+	N	N	N	.	.	SFC2710EC	UA710DC	0	U6E7710393	
DIL-14/1P	N	E-1	V-	E+2	E-2	N	N	S2	R	V+	G	S1	N	.	.	SFC2711EC	UA711DC	0	U6E7711393		
DIL-14/1P	N	N	G	E-	E+	V-	N	N	F	∅	R	N	V+	N	.	.	SN72702J	UA702DC	0	U6E7712393	
DIL-14/1C	R1	∅1	F1	F*1	E+1	E-1	V-	E-2	E+2	F2	F*2	∅2	R2	V+	.	.	TBA231	UA739DC	0	U6E7739393	
DIL-14/1C	N	N	T	E-	E+	V-	N	N	T*	R	V+	N	N	N	.	.	TBA221A	UA741DC	0	U6E7741393	
DIL-14/1C	N	N	FT	E-	E+	V-	N	N	T*	R	V+	F*	N	N	.	.	SN72748J	UA748DC	0	U6E7748393	
DIL-8/1P	FT	E-	E+	V-	T*	R	V+	F*	MLM201J	LM201J	0	U6T7201393	
DIL-8/1P	T	E-	E+	V-	T*	R	V+	N	TBA221B	UA741TC	0	U6T7741393	
DIL-8/1P	FT	E-	E+	V-	T*	R	V+	F*	TB80748	UA748TC	0	U6T7748393	
DIL-14/1M	E-1	E+1	T1	V-	T2	E+2	E-2	T*2	V+2	R2	N	R1	V+	T*1	.	.	SFC2747KM	UA747DM	0	U6W7747312	
DIL-14/1M	E-1	E+1	T1	V-	T2	E+2	E-2	T*2	V+2	R2	N	R1	V+1	T*1	.	.	TB80747A	UA747DC	0	U6W7747392	
DIL-14/1M	E-1	E+1	T1	V-	T2	E+2	E-2	T*2	V+2	R2	N	R1	V+1	T*1	.	.	TB80747A	UA747DC	0	U6W7747393	
DIL-14/1C	E-1	E+1	T1	V-	T2	E+2	E-2	T*2	V+2	R2	N	R1	V+	T*1	.	.	SFC2747KM	UA747DM	0	U7A7747312	
DIL-14/1C	E-1	E+1	T1	V-	T2	E+2	E-2	T*2	V+2	R2	N	R1	V+1	T*1	.	.	TB80747A	UA747DC	0	U7A7747393	
DIL-8/1P	T	E-	E+	V-	T*	R	V+	N	TBA221B	UA741TC	0	U9T7741393	
T05-8/1M	T	E-	E+	V-	T*	R	V+	B	SG4250CT	LM4250CH	0	UC4250CTY	
T05-8/1M	T	E-	E+	V-	T*	R	V+	B	SG4250T	LM4250H	0	UC4250TY	
T05-8/1M	F	E-	E+	V-	∅	R	V+	F*	MC1439G	MC1439G	0	ULN2139D
FLP-10/3C	N	F	E-	E+	V-	∅	R	V-	F*	N	0	ULN2139G
DIL-14/1C	N	F	E-	E+	V-	N	N	N	N	∅	R	V+	F*	N	0	ULN2139H
DIL-8/1P	F	E-	E+	V-	∅	R	V+	F*	0	ULN2139M
T05-8/1M	T	E-	E+	V-	T*	R	V+	N	0	ULN2151D
FLP-10/3C	N	T	E-	E+	V-	T*	R	V+	N	N	0	ULN2151G
DIL-14/1C	N	T	E-	E+	V-	N	N	N	N	T*	R	V+	N	N	0	ULN2151H
DIL-8/1P	T	E-	E+	V-	T*	R	V+	N	0	ULN2151M
T05-8/1M	T	E-	E+	V-	T*	R	V+	N	0	ULN2156D
DIL-8/1P	T	E-	E+	V-	T*	R	V+	N	0	ULN2156M
DIL-14/1P	E-1	E+1	T1	V-	T2	E+2	E-2	T*2	V+2	R2	N	R1	V+1	T*1	.	.	SFC2747KM	UA747DM	0	ULN2157A	
DIL-14/1C	E-1	E+1	T1	V-	T2	E+2	E-2	T*2	V+2	R2	N	R1	V+1	T*1	.	.	SFC2747KM	UA747DM	0	ULN2157H	
T05-10/1M	R1	V+1	E-1	E+1	V-	E+2	E-2	V*2	R2	N	SFC2747M	UA747HM	0	ULN2157K	
T05-8/1M	TF	E-	E+	V-	T*	R	V+	F*	TBC0748	UA748HM	0	ULN2158D	
DIL-8/1P	T	E-	E+	V-	T*	R	V+	F*	SN52748JP	LM748J	0	ULN2158M	
T05-8/1M	T	E-	E+	V-	T*	R	V+	N	N5556T	MC1456G	0	ULN2171D	
FLP-10/3C	N	T	E-	E+	V-	T*	R	V+	N	N	0	UL2171G
DIL-14/1C	N	T	E-	E+	V-	N	N	N	N	T*	R	V+	N	N	0	ULN2171H
DIL-8/1P	T	E-	E+	V-	T*	R	V+	N	0	ULN2171M
T05-8/1M	TF	E-	E+	V-	T*	R	V+	F*	0	ULN2172D
DIL-8/1P	T	E-	E+	V-	T*	R	V+	∅	0	ULN2172M
T05-8/1M	T	E-	E+	V-	T*	R	V+	N	0	ULN2173D
DIL-8/1P	T	E-	E+	V-	T*	R	V+	N	0	ULN2173M
T05-8/1M	TF	E-	E+	V-	T*	R	V+	F*	0	ULN2174D
DIL-8/1P	T	E-	E+	V-	T*	R	V+	∅	0	ULN2174M
T05-8/1M	T	E-	E+	V-	T*	R	V+	N	0	ULN2741D
T05-8/1M	T	E-	E+	V-	T*	R	V+	N	0	ULN2741M

TYPE NUMBER	MFR	APP	COMP	GBP MIN	SLEW RATE MIN	Vs+ MAX	Vs- MAX	T _{OP} MAX	AVOL MIN	V _{IO} MAX	I _B MAX	I _{IO} MAX	P _{TOT} MAX	I _{OUT} MIN	V _{OUT} MIN	V _{ICM} MAX	V _{IDF} MAX	dV _{IO} /dT MAX	P _O MAX	I _O MAX	CM RR MIN	PS RR MIN	R _{IN} MIN
ULN2747A	OBS	DGK	INT	.4MHZ	0.3V/uS	+18V	-18V	70C	88dB	6MV	500NA	200NA	.	5MA	12V	15V	30V	.	85MW	3MA	70dB	76dB	300K
ULS2139D	SPU	GPU	EXT	.3MHZ	1V/uS	+18V	-18V	125C	94dB	3MV	500MA	60NA	.	10MA	10V	18V	18V	.	150MW	.	80dB	75dB	150K
ULS2139G	SPU	GPU	EXT	.3MHZ	1V/uS	+18V	-18V	125C	94dB	3MV	500NA	60NA	.	10MA	10V	18V	18V	.	150MW	.	80dB	75dB	150K
ULS2139H	SPU	GPU	EXT	.3MHZ	1V/uS	+18V	-18V	125C	94dB	3MV	500NA	60NA	.	10MA	10V	18V	18V	.	150MW	.	80dB	75dB	150K
ULS2139M	SPU	GPU	EXT	.3MHZ	1V/uS	+18V	-18V	125C	94dB	3MV	500NA	60NA	.	10MA	10V	18V	18V	.	150MW	.	80dB	75dB	150K
ULS2151D	SPU	GPK	INT	.	0.5V/uS	+22V	-22V	125C	94dB	2MV	50NA	5NA	.	5MA	10V	15V	30V	.	85MW	.	85dB	85dB	1.5M
ULS2151G	SPU	GPK	INT	.	0.5V/uS	+22V	-22V	125C	94dB	2MV	50NA	5NA	.	5MA	10V	15V	30V	.	85MW	.	85dB	85dB	1.5M
ULS2151H	SPU	GPK	INT	.	0.5V/uS	+22V	-22V	125C	94dB	2MV	50NA	5NA	.	5MA	10V	15V	30V	.	85MW	.	85dB	85dB	1.5M
ULS2151M	SPU	GPK	INT	.	0.5V/uS	+22V	-22V	125C	94dB	2MV	50NA	5NA	.	5MA	10V	15V	30V	.	85MW	.	85dB	85dB	1.5M
ULS2156D	OBS	HSR	INT	.	1V/uS	+22V	-22V	125C	100dB	4MV	15NA	2NA	.	.	.	15V	30V	.	45MW	.	.	.	1M
ULS2157H	OBS	DGK	INT	94HZ	0.5V/uS	+22V	-22V	125C	94dB	2MV	50NA	5NA	.	5MA	10V	15V	30V	.	85MW	.	85dB	85dB	1.5M
ULS2157K	OBS	DGK	INT	.	0.5V/uS	+22V	-22V	125C	94dB	2MV	50NA	5NA	.	5MA	10V	15V	30V	.	85MW	.	85dB	85dB	1.5M
ULS2158D	OBS	GPU	EXT	.	0.5V/uS	+22V	-22V	125C	94dB	2MV	50NA	5NA	.	5MA	10V	15V	30V	.	85MW	.	85dB	85dB	1.5M
ULS2171D	SPU	GPK	INT	.	1V/uS	+22V	-22V	125C	94dB	2MV	15NA	7NA	.	5MA	10V	15V	30V	.	90MW	.	85dB	85dB	8M
ULS2171G	SPU	GPK	INT	.	1V/uS	+22V	-22V	125C	94dB	2MV	15NA	7NA	.	5MA	10V	15V	30V	.	90MW	.	85dB	85dB	8M
ULS2171H	SPU	GPK	INT	.	1V/uS	+22V	-22V	125C	94dB	2MV	15NA	7NA	.	5MA	10V	15V	30V	.	90MW	.	85dB	85dB	8M
ULS2171M	SPU	GPK	INT	.	1V/uS	+22V	-22V	125C	94dB	2MV	15NA	7NA	.	5MA	10V	15V	30V	.	90MW	.	85dB	85dB	8M
ULS2172D	OBS	GPU	EXT	.	1V/uS	+22V	-22V	125C	94dB	2MV	15NA	7NA	.	5MA	10V	15V	30V	.	90MW	.	85dB	85dB	8M
ULS2173D	OBS	LBC	INT	.	0.1V/uS	+22V	-22V	125C	100dB	2MV	3NA	1.5NA	.	.	.	15V	30V	.	35MW	.	.	.	7M
ULS2174D	OBS	LBC	EXT	.	0.1V/uS	+22V	-22V	125C	100dB	2MV	3NA	1.5NA	.	.	.	15V	30V	.	35MW	.	.	.	7M
ULS2741D	OBS	GPK	INT	4MHZ	0.3V/uS	+22V	-22V	125C	94dB	3MV	80MA	30NA	.	10MA	16V	15V	30V	15uV/C	150MW	3MA	80dB	86dB	1M
ZA702M1	ZEU	PIA	INT	.	0.1V/uS	+18V	-18V	70C	.	4MV	50NA	.	.	5MA	10V	10V	10V	50uV/C	.	10MA	80dB	.	100M
ZA703M1	ZEU	PIA	INT	.	0.1V/uS	+18V	-18V	70C	.	4MV	5PA	.	.	5MA	10V	10V	10V	60uV/C	.	10MA	80dB	.	10G
ZA801M1	ZEU	GPK	INT	2MHZ	6V/uS	+18V	-18V	85C	100dB	2MV	25PA	.	.	10MA	10V	15V	15V	50uV/C	.	3MA	70dB	.	10G
ZA801M2	ZEU	GPK	INT	2MHZ	6V/uS	+18V	-18V	85C	100dB	2MV	25PA	.	.	10MA	10V	15V	15V	20uV/C	.	3MA	70dB	.	10G
ZA801M3	ZEU	GPK	INT	2MHZ	6V/uS	+18V	-18V	85C	100dB	2MV	25PA	.	.	10MA	10V	15V	15V	10uV/C	.	3MA	70dB	.	10G
ZA801D1	ZEU	GPK	INT	2MHZ	6V/uS	+18V	-18V	85C	100dB	2MV	25PA	.	.	10MA	10V	15V	15V	50uV/C	.	3MA	70dB	.	10G
ZA801E1	ZEU	GPK	INT	2MHZ	6V/uS	+18V	-18V	85C	100dB	2MV	25PA	.	.	10MA	10V	15V	15V	50uV/C	.	3MA	70dB	.	10G
ZA802M1	ZEU	PIA	INT	3MHZ	6V/uS	+18V	-18V	85C	100dB	2MV	5PA	.	.	10MA	10V	15V	15V	50uV/C	.	3MA	90dB	.	10G
ZA804M1	ZEU	LNA	INT	2MHZ	6V/uS	+18V	-18V	85C	100dB	2MV	25PA	.	.	10MA	10V	15V	15V	50uV/C	.	3MA	70dB	.	10G
ZA804M2	ZEU	LNA	INT	2MHZ	6V/uS	+18V	-18V	85C	100dB	2MV	25PA	.	.	10MA	10V	15V	15V	20uV/C	.	3MA	70dB	.	10G
ZA903M1	ZEU	LVD	INT	2MHZ	6V/uS	+18V	-18V	60C	100dB	0.5MV	10PA	.	.	10MA	10V	15V	15V	3uV/C	.	3MA	78dB	.	10G
ZA903M2	ZEU	LVD	INT	2MHZ	6V/uS	+18V	-18V	60C	100dB	0.5MV	10PA	.	.	10MA	10V	15V	15V	1uV/C	.	3MA	78dB	.	10G
ZEL-1	ZEU	PIA	INT	.5MHZ	2.5V/uS	+18V	-18V	85C	114dB	.	50NA	15NA	.	5MA	10V	10V	15V	20uV/C	.	5MA	80dB	.	300K
ZEL-1/02	ZEU	PIA	INT	.5MHZ	2.5V/uS	+18V	-18V	85C	114dB	.	50NA	15NA	.	5MA	10V	10V	15V	2.5uV/C	.	5MA	80dB	.	300K
ZEL-1/03	ZEU	PIA	INT	.5MHZ	2.5V/uS	+18V	-18V	85C	114dB	.	50NA	15NA	.	5MA	10V	10V	15V	5uV/C	.	5MA	80dB	.	300K
ZEL-1/04	ZEU	PIA	INT	.5MHZ	2.5V/uS	+18V	-18V	85C	114dB	.	50NA	15NA	.	5MA	10V	10V	15V	10uV/C	.	5MA	80dB	.	300K
ZEL-1AC	ZEU	PIA	INT	.5MHZ	2V/uS	+18V	-18V	85C	114dB	.	50NA	5NA	.	20MA	10V	10V	15V	20uV/C	.	8MA	80dB	.	300K
ZEL-1C	ZEU	PIA	INT	.5MHZ	2V/uS	+18V	-18V	85C	114dB	.	50NA	5NA	.	20MA	10V	10V	15V	20uV/C	.	8MA	80dB	.	300K
ZEL-1E	ZEU	PIA	INT	.5MHZ	2.5V/uS	+25V	-25V	85C	114dB	.	50NA	5NA	.	4MA	20V	20V	25V	20uV/C	.	5MA	80dB	.	300K
ZLD709	FEG	GPU	EXT	.	.	+18V	-18V	125C	88dB	5MV	500NA	200NA	300MWF	.	12V	10V	5V	20uV/C	165MW	.	80dB	76dB	150K
ZLD709C	FEG	GPU	EXT	.	.	+18V	-18V	75C	84dB	7.5MV	1.5uA	500NA	300MWF	.	10V	10V	5V	20uV/C	200MW	.	65dB	74dB	50K
ZLD709CE	FEG	GPU	EXT	.	.	+18V	-18V	75C	84dB	7.5MV	1.5uA	500NA	300MWF	.	10V	10V	5V	20uV/C	200MW	.	65dB	74dB	50K
ZLD709CF	FEG	GPU	EX	.	.	+18V	-18V	75C	84dB	7.5MV	1.5uA	500NA	300MWF	.	10V	10V	5V	20uV/C	200MW	.	65dB	74dB	50K
ZLD709F	FEG	GPU	EXT	.	.	+18V	-18V	125C	88dB	5MV	500NA	200NA	300MWF	.	12V	10V	5V	20uV/C	165MW	.	80dB	76dB	150K
ZLD741	FEG	GPK	INT	.	.25V/uS	+22V	-22V	125C	94dB	5MV	500NA	200NA	500MWF	.	12V	15V	30V	.	85MW	3MA	70dB	76dB	300K
ZLD741C	FEG	GPK	INT	.	.25V/uS	+18V	-18V	70C	86dB	6MV	500NA	200NA	500MWF	.	12V	15V	30V	.	85MW	3MA	70dB	76dB	300K
ZLD741CE	FEG	GPK	INT	.	.25V/uS	+18V	-18V	70C	86dB	6MV	500NA	200NA	500MWF	.	12V	15V	30V	.	85MW	3MA	70dB	76dB	300K
ZLD741CP	FEG	GPK	INT	.	.25V/uS	+18V	-18V	70C	86dB	6MV	500NA	200NA	500MWF	.	12V	15V	30V	.	85MW	3MA	70dB	76dB	300K
ZN402E	FEG	PRA	EXT	2MHZ	6V/uS	+18V	-18V	70C	80dB	6MV	1.2uA	0.5uA	250MWF	.	10V	10V	5V	15uV/C	.	7MA	70dB	80dB	100K
ZN402T	FEG	PRA	T	2MHZ	6V/uS	+18V	-18V	70C	80dB	6MV	1.2uA	0.5uA	300MWF	.	10V	10V	5V	15uV/C	.	7MA	70dB	80dB	100K
ZN402P	FEG	PRA	EXT	2MHZ	6V/uS	+18V	-18V	70C	80dB	6MV	1.2uA	0.5uA	250MWF	.	10V	10V	5V	15uV/C	.	7MA	70dB	80dB	100K
ZN424E	FEG	PRA	EXT	2MHZ	6V/uS	+18V	-18V	70C	80dB	6MV	1.2uA	0.5uA	250MWF	.	10V	10V	5V	15uV/C	.	7MA	70dB	80dB	100K
ZN424P	FEG	PRA	EXT	2MHZ	6V/uS	+18V	-18V	70C	80dB	6MV	1.2uA	0.5uA	250MWF	.	10V	10V	5V	15uV/C	.	7MA	70dB	80dB	100K
ZN424T	FEG	PRA	EXT	2MHZ	6V/uS	+18V	-18V	70C	80dB	6MV	1.2uA	0.5uA	300MWF	.	10V	10V	5V	15uV/C	.	7MA	70dB	80dB	100K

For detailed explanations of column heading notations, see App. A.

Also for ready references the more important abbreviations used in the column headings are listed below:

LEFT HAND PAGE


- APP = application (codes at APP.E.)
- CMRR = common mode rejection ratio
- CMP = compensation (frequency)
- dV_{IO}/dT = input offset voltage temperature drift
- GBP = gain bandwidth product
- I_b = input bias current
- I_{IO} = input bias offset current
- I_Q = quiescent supply current
- MFR = manufacturer (codes at App.C.)
- P_Q = quiescent power consumer
- PSRR = power supply rejection ratio
- V_{CM} = common mode input voltage rating
- V_{IDF} = differential input voltage rating
- V_{IO} = input offset voltage
- V_S = dc supply voltage

RIGHT HAND PAGE

Lead out coding summary (details at APP.G.) for different cases (APP.F.)

- A = gain adjust
- B = bias adjust
- C = case
- E- = inverting input
- E+ = non-inverting input
- F,* = input frequency compensation
- G = ground
- J = high level input
- K = output, open collector
- L = output, open emitter
- M = metal case
- N = not connected
- Q = special terminal
- R,R* = outputs
- S = strobe
- T,T* = offset balance
- V+ = +ve dc supply
- V- = -ve dc supply
- W = guard ring
- X = blank position, no lead
- ++ = +ve supplementary dc supply
- = -ve supplementary dc supply
- ϕ,ϕ^* = output frequency compensation

CASE (APP. F)	LD 1	LD 2	LD 3	LD 4	LD 5	LD 6	LD 7	LD 8	LD 9	LD 10	LD 11	LD 12	LD 13	LD 14	LD 15	LD 16	EUROPE SUBSTITUTION	USA SUBSTITUTION	IS	TYPE NUMBER
DIL14-1P	E-1	E+1	T1	V-	T2	E+2	E-2	T*2	V+2	R2	N	R1	V+1	T*1			TBB0747A	UA747DC	0	ULN2747A
T05-8/1M	F	E-	E+	V-	ϕ	R	V+	F*										MC1539G	0	ULS2139D
FLP-10/3C	N	F	E-	E+	V-	ϕ	R	V-	F*	N									0	ULS2139G
DIL-14/1C	N	F	E-	E+	V-	N	N	N	N	ϕ	R	V+	F*	N					0	ULS2139H
DIL-8/1P	F	E-	E+	V-	ϕ	R	V+	F*											0	ULS2139M
T05-8/1M	T	E-	E+	V-	T*	R	V+	N									LM741AH	UA741AHM	0	ULS2151D
FLP-10/3C	N	T	E-	E+	V-	T*	R	V+	N	N							LM741AF	UA741AFM	0	ULS2151G
DIL-14/1C	N	T	E-	E+	V-	N	N	N	N	T*	R	V+	N	N			LM741AD	UA741ADM	0	ULS2151H
DIL-8/1P	T	E-	E+	V-	T*	R	V+	N										LM741EJ	0	ULS2151M
T05-8/1M	T	E-	E+	V-	T*	R	V+	N										RM411T	0	ULS2156D
DIL-14/1C	E-1	E+1	T1	V-	T2	E+2	E-2	T*2	V+2	R2	N	R1	V+1	T*1			LM747AD	UA747ADM	0	ULS2157H
T05-10/1M	R1	V+1	E-1	E+1	V-	E+2	E-2	V+2	R2	N							TBC0747	UA747AHM	0	ULS2157K
T05-8/1M	TF	E-	E+	V-	T*	R	V+	F*										UA748AHM	0	ULS2158D
T05-8/1M	T	E-	E+	V-	T*	R	V+	N									S556T	MC1556G	0	ULS2171D
FLP-10/3G	N	T	E-	E+	V-	T*	R	V+	N	N									0	ULS2171G
DIL-14/1C	N	T	E-	E+	V-	N	N	N	N	T*	R	V+	N	N					0	ULS2171H
DIL-8/1P	T	E-	E+	V-	T*	R	V+	N										S556V	0	ULS2171M
T05-8/1M	TF	E-	E+	V-	T*	R	V+	F*									SFC2101A	LM101AH	0	ULS2172D
T05-8/1M	T	E-	E+	V-	T*	R	V+	N										RM1556AT	0	ULS2173D
T05-8/1M	TF	E-	E+	V-	T*	R	V+	F*											0	ULS2174D
T05-8/1M	T	E-	E+	V-	T*	R	V+	N									LM741AH	UA741AHM	0	ULS2741D
DIM-9/5P	A	E+	E-	T	E+	Q	V-	R	A*										0	ZA702M1
DIM-9/5P	A	E+	E-	T	E+	Q	V-	R	A*										0	ZA703M1
DIM-7/5P	E+	E-	V+	G	V-	R	T											ZA801M2	0	ZA801M1
DIM-7/5P	E+	E-	V+	G	V-	R	T											ZA801M3	0	ZA801M2
DIM-7/5P	E+	E-	V+	G	V-	R	T												0	ZA801M3
DIM-14/1P	N	N	N	E-	E+	V-	V-	GC	N	N	R	V+	N	N	T				0	ZA801D1
DIM-14/1M	N	N	N	E-	E+	V-	V-	GC	N	N	R	V+	N	N	T				0	ZA801E1
DIM-7/5P	E+	E-	V+	G	V-	R	T												0	ZA802M1
DIM-7/5P	E+	E-	V+	G	V-	R	T											ZA804M2	0	ZA804M1
DIM-7/5P	E+	E-	V+	G	V-	R	T												0	ZA804M2
DIM-9/5P	T	E+	E-	T*	V+	G	V-	R	T1									ZA903M2	0	ZA903M1
DIM-9/5P	T	E+	E-	T*	V+	G	V-	R	T1										0	ZA903M2
DIM-7/5P	E+	E-	V+	G	V-	R	T											ZEL-1/04	0	ZEL-1
DIM-7/5P	E+	E-	V+	G	V-	R	T												0	ZEL-1/02
DIM-7/5P	E+	E-	V+	G	V-	R	T												0	ZEL-1/03
DIM-7/5P	E+	E-	V+	G	V-	R	T												0	ZEL-1/04
DIM-7/5P	E+	E-	V+	G	V-	R	T												0	ZEL-1AC
DIM-7/5P	E+	E-	V+	G	V-	R	T												0	ZEL-1C
DIM-7/5P	E+	E-	V+	G	V-	R	T												0	ZEL-1E
T05-8/1M	F	E-	E+	V-M	ϕ	ϕ^* R	V+	F*									TAA522	UA709AHM	0	ZLD709
T05-8/1M	F	E-	E+	V-M	ϕ	ϕ^* R	V+	F*									TAA521	UA709HC	0	ZLD709C
DIL-14/1P	N	N	F	E-	E+	V-	N	N	ϕ	R	V+	F*	N	N			TAA521A	UA709CDL14	0	ZLD709CE
FLP-10/3C	N	F	E-	E+	V-	ϕ	R ϕ^*	V+	F*	N							SF. C2709PT	UA709CFP10	0	ZLD709CF
FLP-10/3C	N	F	E-	E+	V-	ϕ	R ϕ^*	V+	F*	N							SF. C2709AP	UA709AFP10	0	ZLD709F
T05-8/1M	T	E-	E+	V-	T*	R	V+	N									TBA222	UA741T05	0	ZLD741
T05-8/1M	T	E-	E+	V-	T*	R	V+	N									TBA221	UA741CT05	0	ZLD741C
DIL-14/1P	N	N	T	E-	E+	V-	N	N	T*	R	V+	N	N	N			TBA221A	UA741CDL14	0	ZLD741CE
DIL-14/1P	N	N	T	E-	E+	V-	N	N	T*	R	V+	N	N	N			TBA221A	UA741CDL14	0	ZLD741CP
DIL-14/1P	T	E-	N	E+	T*	ϕ	R	V-	N	N	S	N	N	V+			ZN424E		0	ZN402E
T05-8/1M	E-	E+	T ϕ	R	V-	S	V+	T*									ZN424T		0	ZN402T
DIL-8/1P	V+	T	E-	E+	T*	ϕ	R	V-	S								ZN424P		0	ZN402P
DIL-14/1P	T	E-	N	E+	T*	ϕ	R	V-	N	N	S	N	N	V+			ZN402E		0	ZN424E
DIL-8/1P	V+	T	E-	E+	T*	ϕ	R	V-	S								ZN402P		0	ZN424P
T05-8/1M	E-	E+	T ϕ	R	V-	S	V+	T*									ZN402T		0	ZN424T



The general layout plan of the information in the tables of this compendium should be immediately evident from the data tabulation explanatory chart set out overleaf.

Supporting Appendices with additional information are:

- App. B Glossary of *Opamp Terms*
- App. C Tabulation *Codes for Manufacturers*
- App. D IC Manufacturers' *House Numbers*
- App. E Tabulation *Codes for Applications*
- App. F *Case Outline and Leadout Diagrams*
- App. G Codes for *Leadout Connections*

Unit symbols used in the tables are:

- A = amperes
- C = ° centigrade
- dB = decibels
- G = gigaohms (megohms $\times 10^3$)
- GHZ = gigahertz (megahertz $\times 10^3$)
- K = kilohms
- KHZ = kilohertz
- M = megohms
- MA = milliamperes, mA
- MAX = maximum
- MHZ = megahertz
- MIN = minimum
- MV = millivolts
- MWC = milliwatts, case at 25C
- MWF = milliwatts, free air at 25C
- MWH = milliwatts, heat sink, 25C
- NA = nanoamps (microamps $\times 10^{-3}$)
- NV = nanovolts (microvolts $\times 10^{-3}$)
- PA = picoamps (microamps $\times 10^{-12}$)
- R = ohms
- T = teraohms (megohms $\times 10^6$)
- V = volts
- WC = watts, case at 25C
- WF = watts, free air at 25C
- WH = watts, heatsink, 25C
- μ A = microamps
- μ S = microseconds
- μ V = microvolts
- μ W = microwatts
- μ WF = microwatts, free air at 25C

Where a unit symbol appears in the middle of a value, it indicates the position of the decimal point, e.g. 3K3 = 3.3K.

TYPE NUMBER	MFR	APP	CMP	GBP MIN	SLEW RATE MIN	V _S ⁺ MAX	V _S ⁻ MAX	T _{OP} MAX	A _{VOL} MIN	V _{IO} MAX	I _B MAX	I _{IO} MAX	P _{TOT} MAX	I _{OUT} MIN	V _{OUT} MIN	V _{ICM} MAX	V _{IDF} MAX	dV _{IO} /dT MAX	P _O MAX	I _O MAX	CMRR MIN	PSRR MIN	R _{IN} MIN
(EXAMPLE) LH0022CH	NAU	FET	INT	.3MHZ	1V/US	+22V	-22V	85C	97dB	6MV	25pA	5pA	500MWF	10MA	10V	15V	30V	15UV/C	85MW	3MA	70dB	70dB	0.1T

TYPE No. NUMERO-ALPHABETIC LISTING

MFR = MANUFACTURER CODED AS APP. C

APP = APPLICATION CODED AS APP. E

CMP = FREQUENCY COMPENSATION WITH INT = INTERNAL EXT = EXTERNAL

GBP MIN = UNITY GAIN BANDWIDTH PRODUCT, MIN; IN KHZ, MHZ, or GHZ

SLEW RATE, MIN. IN VOLTS PER MICROSECOND, V/US

V_S⁺ MAX = MAX. PERMISSIBLE +VE DC SUPPLY VOLTAGE IN VOLTS, V

V_S⁻ MAX = MAX. PERMISSIBLE -VE DC SUPPLY VOLTAGE IN VOLTS, V

T_{OP} MAX = MAX. PERMISSIBLE OPERATIONAL AMBIENT TEMPERATURE IN °C.

A_{VOL} MIN = MIN. OPEN-LOOP VOLTAGE GAIN IN DB

V_{IO} MAX = MAX INPUT OFFSET VOLTAGE AT 25°C IN MV or μV.

I_B MAX = MAX. INPUT BIAS CURRENT AT 25°C IN MA, μA, nA or pA

* R_{IN} MIN = MIN INPUT RESISTANCE

PSRR MIN = MIN. POWER SUPPLY REJECTION RATIO IN DB

CMRR MIN = MIN. COMMON MODE REJECTION RATIO IN DB

I_O MAX = MAX. QUIESCENT (NO SIGNAL, NO LOAD) CURRENT CONSUMPTION IN MA

P_O MAX = MAX. QUIESCENT (NO SIGNAL, NO LOAD) POWER CONSUMPTION IN MW

dV_{IO}/dT MAX = MAX. INPUT OFFSET VOLTAGE TEMPERATURE DRIFT IN μV/C OR MV/C

V_{IDF} MAX = MAX. PERMISSIBLE DIFFERENTIAL INPUT VOLTAGE IN V.

V_{ICM} MAX = MAX. PERMISSIBLE COMMON-MODE INPUT VOLTAGE IN VOLTS, V

V_{OUT} MIN = GUARANTEED MIN. OUTPUT VOLTAGE, PEAK VALUE, IN VOLTS, V

I_{OUT} MIN = GUARANTEED MINIMUM OUTPUT CURRENT, PEAK VALUE, IN MA OR μA.

P_{TOT} MAX = MAX. PERMISSIBLE POWER DISSIPATION IN W, mW, μW WITH F = FREE AIR 25°C, C = CASE 25°C. H = HEATSINK 25°C.

I_{IO} MAX = MAX. INPUT OFFSET CURRENT AT 25°C IN MA, μA, nA, OR pA

[NOTE: FOR FURTHER EXPLANATION OF SPECIAL TERMS SEE APP. B]

* R_{IN} EXPRESSED AS OHMS (R), KILOHMS (K), MEGOHMS (M), GIGAOHMS (G) OR TERAHMS (T)

LEFT HAND PAGE

For detailed explanations of column heading notations, see App. A.

Also for ready references the more important abbreviations used in the column headings are listed below:

APP = application (codes at APP.E.)

CMRR = common mode rejection ratio

CMP = compensation (frequency)

dV_{io}/dT = input offset voltage temperature drift

GBP = gain bandwidth product

I_b = input bias current

I_{io} = input bias offset current

I_o = quiescent supply current

MFR = manufacturer (codes at App.C.)

P_o = quiescent power consumer

PSRR = power supply rejection ratio

V_{icm} = common mode input voltage rating

V_{idf} = differential input voltage rating

V_{io} = input offset voltage

V_s = dc supply voltage

RIGHT HAND PAGE

Lead out coding summary (details at APP.G.) for different cases (APP.F.)

A = gain adjust

B = bias adjust

C = case

E- = inverting input

E+ = non-inverting input

F,F* = input frequency compensation

G = ground

J = high level input

K = output, open collector

L = output, open emitter

M = metal case

N = not connected

Q = special terminal

R,R* = outputs

S = strobe

T,T* = offset balance

V+ = +ve dc supply

V- = -ve dc supply

W = guard ring

X = blank position, no lead

+ + = +ve supplementary dc supply

- - = -ve supplementary dc supply

ϕ, ϕ^* = output frequency compensation

CASE (APP F)	LD 1	LD 2	LD 3	LD 4	LD 5	LD 6	LD 7	LD 8	LD 9	LD 10	LD 11	LD 12	LD 13	LD 14	LD 15	LD 16	EUROPE SUBSTITUTION	USA SUBSTITUTION	ISS	TYPE NUMBER
T05-8/1M	T	E-	E+	V-	T*	R	V+	N		LH0022H	0	LH0022CH

CASE = PACKAGE OF DIFFERENT TYPES CODED ACCORDING TO APP. F
 - FIRST NUMBER INDICATES NUMBER OF LEAD POSITIONS
 EG DIL-14 = 14-LEAD DUAL-IN-LINE PACKAGE

LD1, LD2, ETC = LEAD NUMBERS WITH CONNECTIONS ACCORDING TO PAGE FOOTNOTE OR APP. G.

TYPE No. REPEATED ON R.H. MARGIN
 ISS = ISSUE NUMBER OF DATA ENTRY

USA SUBSTITUTION = SUGGESTED ALTERNATIVE AVAILABLE IN USA.

EURO SUBSTITUTION = PROELECTRON STANDARD OR OTHER TYPE AVAILABLE IN EUROPE



Appendix B

Glossary of Opamp Terms

(General Note: All voltage values, unless otherwise noted are normally stated with respect to ground as the zero reference level, or to the mid-point of the two dc supply voltages, if no ground terminal is provided in the amplifier. For single-supply opamps, the reference level is taken as half the supply voltage.)

AVERAGE BIAS CURRENT DRIFT

The ratio of the change in the input bias current to the change in temperature producing it.

COMMON-MODE INPUT RESISTANCE

The ratio of the input voltage range to the change in the input bias current over this range.

COMMON-MODE INPUT VOLTAGE RANGE (V_{ICM})

The maximum (+ve or -ve peak value) voltage that can safely be applied between the input terminals connected together and ground for the amplifier to operate in linear fashion. (Note that the amplifier specifications are not usually guaranteed over the full common-mode voltage range, unless specifically so stated.)

COMMON-MODE REJECTION RATIO (CMRR)

The ratio of the peak-to-peak input common-mode voltage range to the peak-to-peak change in input offset voltage over this range.

DIFFERENTIAL INPUT VOLTAGE RANGE (V_{IDF})

The maximum voltage (+ve or -ve) that may safely be applied between the two input terminals without excessive current flow.

INPUT BIAS CURRENT (I_B)

The average of the currents into the two input terminals for the output at zero volts with no load.

INPUT OFFSET CURRENT (I_{IO})

The difference between the bias currents into the two input terminals when the output is at zero volts.

INPUT OFFSET VOLTAGE (V_{IO})

The voltage which must be applied between the input terminals through two equal (or zero) resistances to obtain zero output voltage.

INPUT OFFSET VOLTAGE DRIFT, OR TEMPERATURE COEFFICIENT (dV_{IO}/dT)

The ratio of the change in input offset voltage to the change of ambient temperature for a constant output voltage (usually zero).

INPUT RESISTANCE (R_{IN})

The ratio of the change in input voltage to the change in input current on either input terminal with the other grounded.

INPUT VOLTAGE RANGE

(Usually taken to mean Common-mode Input Voltage Range, and distinguished from differential Input Voltage Range.)

LARGE-SIGNAL VOLTAGE GAIN

The ratio of the output voltage swing to the change in input differential voltage required to drive the output from zero to this value. For most practical purposes, same as Open Loop Voltage Gain.

OFFSET VOLTAGE TEMPERATURE DRIFT

(See Input Offset Voltage Temperature Drift)

OPEN-LOOP VOLTAGE GAIN (A_{VOL})

The ratio of the output signal voltage to the corresponding differential input signal voltage, with no feedback applied.

OPERATING TEMPERATURE (T_{op})

The range of ambient temperature over which the amplifier will perform in linear fashion.

OUTPUT CURRENT (I_{OUT})

The output current, peak value, that the amplifier can supply into a specified load, usually specified as a minimum guaranteed value.

OUTPUT RESISTANCE

The small-signal driving-point resistance of the output terminal with respect to ground at a specified quiescent dc output voltage and current, with measurements made under open-loop conditions.

OUTPUT VOLTAGE SWING (V_{OUT})

The peak output voltage swing referred to zero that can be obtained without clipping.

POWER CONSUMPTION (P_O)

The power drawn from the dc supply to permit the amplifier to operate with the output at zero and with no load current.

POWER DISSIPATION (P_{TOT})

The power that can be dissipated safely on a continuous basis in the amplifier while operating over a specified temperature range.

POWER SUPPLY REJECTION RATIO (PSRR)

The inverse ratio of the change in input offset voltage

to the change in power supply voltage producing it, with the supplies varying symmetrically.

SLEW RATE (SR)

The ratio of a change in output voltage to the time required to effect this change under large-signal drive conditions. Slew rate may be specified separately for positive- and negative-going changes.

SUPPLY CURRENT (I_Q)

The current required from the dc power supply to operate the amplifier with no load and the output at zero volts.

SUPPLY VOLTAGE (V_S)

Maximum permissible (rated) dc supply voltages (+ ve and -ve) that can safely be used with the amplifier.

UNITY-GAIN BANDWIDTH (GBP)

The frequency range from dc to the frequency at which the amplifier open-loop, small-signal voltage gain falls off to unity, with the amplifier compensated for unity-gain stability.

UNITY-GAIN CLOSED-LOOP BANDWIDTH

The frequency at which the magnitude of the small-signal voltage gain of the amplifier, operated closed-loop as a unity-gain voltage-follower, is 3dB below unity.

VOLTAGE GAIN (A_V)

The ratio of the change in output voltage to the change in voltage between the input terminals producing it.

Appendix C

Tabulation Codes for Manufacturers

ADU	Advanced Micro Devices Inc., 901 Thompson Pl., Sunnyvale, CA 94086, USA	ITU	DA14 5HT, UK ITT Semiconductors 74 Commerce Way, Woburn, MA, 01801, USA
ANG	Analog Devices Ltd, Central Ave., East Molesey, KT8 9BR, Surrey, UK	MNG	Mitsubishi Shoji Kaisha Ltd, Bow Bells House, Bread St., London, EC4, UK
ANU	Analog Devices Inc., P.O. Box 280, Norwood, Mass., 02062	MNJ	Mitsubishi Electric Corp., 2-12 Marunouchi, Chiyoda-ku, Tokyo, Japan
BLG	Bell & Howell Ltd, Lennox Road, Basingstoke, Hants, UK	MTG	Motorola Ltd (Semiconductor Products Div.), York House, Empire Way, Wembley, Middlesex, HA9 0PR, UK
BLU	Bell & Howell (Control Products Division), 706 Bostwick Ave, Bridgeport, Conn. 06605, USA	MTU	Motorola Semiconductor Products Inc., 5005 E. McDowell Road, Phoenix, AZ, 85008, USA
BUG	Burr-Brown International Ltd, 17 Exchange Rd, Watford, WQD1 7EB, Herts., UK	MUG	Mullard Ltd, Mullard House, Torrington Place, London, WC1E 7HD, UK
BUU	Burr-Brown Research Corp., P.O. Box 11400, Tucson, AZ, 85734, USA	NAG	National Semiconductor (UK) Ltd, Harpur Centre, Bedford, MK40 3LF, UK
CMG	Computing Techniques Ltd, Brookers Rd, Billingshurst, Sussex, RH14 9RZ, UK	NAU	National Semiconductor Corp., 2900 Semiconductor Drive, Santa Clara, CA, 95051, USA
DAG	Datel UK Ltd, Stephenson Close, Portway Ind. Estate, Andover, Hants, UK	NIJ	Nippon Electric Co. Ltd, 1753 Shimonumabe, Nakahara-ku, Kawasaki, Japan
DAU	Datel Systems Inc., 1020 Turnpike St., Canton, MA 02021, USA	OAU	Opamp Labs Inc., 1033 N. Sycamore Ave., Los Angeles, CA 90038, USA
FAG	Fairchild Camera & Instrument (UK) Ltd, 230 High St., Potters Bar, Herts., UK	OBS	Obsolete - no longer commercially available.
FAU	Fairchild Semiconductor 464 Ellis St., Mountain View, CA 94042, USA	OTU	Optical Electronics Inc., P.O. Box 11140, Tucson, AZ, 85734, USA
FEG	Ferranti Ltd, (Electronic Department), Gem Mill, Chadderton, Oldham, Lancs., OL9 8NP, UK	PLG	Plessey Semiconductors, Cheney Manor, Swindon, Wilts., SN2 2QW, UK
FUJ	Fujitsu Ltd, 1015 Kamikodanaka, Kawasaki, Japan	PRG	Precision Monolithics (Bourns Trimpot Ltd) 17/27 High St., Hounslow, Middlesex, UK
HAG	Harris Semiconductor (Memec) Ltd, The Firs, Whitchurch, Nr. Aylesbury, Bucks., HP22 4JU, UK	PRU	Precision Monolithics (Bourns) Inc., 1500 Space Park Drive, Santa Clara, CA, 95050, USA
HAU	Harris Semiconductor P.O. Box 883, Melbourne, FL, 32901, USA	RAG	Raytheon Semiconductor The Pinnacles, Harlow, Essex, CM19 5BB, UK
HIJ	Hitachi Ltd (Semiconductor and IC Div.), 1450 Josuisonimachi, Kodaira City, Tokyo, Japan	RAU	Raytheon Semiconductor, 350 Ellis Street, Mountain View, CA, 94042, USA
ING	Intersil Inc., 8 Tessa Rd, Richfield Trading Estate, Reading, Berks., UK	RCG	RCA (Great Britain) Ltd, Lincoln Way, Windmill Road, Sunbury-on-Thames, Middlesex, UK
INU	Intersil Inc., 10900 N. Tantau Ave, Cupertino, CA, 95014, USA	RCU	RCA Solid State Division Route 202, Somerville, NJ, 08876, USA
ITG	ITT Semiconductors Maidstone Rd, Fooks Cray, Sidcup, Kent,	SAJ	Sanken Electric Co. Ltd, 1-22-8 Nishi-Ikebukuro, Toshima-Ku, Tokyo, Japan

SGG	SGS-ATES (UK) Ltd, Planar House, Walton Street, Aylesbury, Bucks., UK	SPU	Sprague Electric Company (Semiconductor Div.), 115 Northeast Cutoff, Worcester, MA, 01606, USA
SGI	SGS-ATES Componenti Spa, Via Olivetti, 2 Agrate Brianza, 20041, Milan, Italy	TDG	Teledyne Semiconductor, Heathrow House, Bath Road, Cranford, Hounslow, Middlesex, TW5 9QP, UK
SHG	Shindengen Hyokuto Boeki Haisha Ltd, St. Alphage House, Fore St., London, EC2Y 5DA, UK	TDU	Teledyne (Amelco) Semiconductor, 1300 Terra Bella Ave, Mountain View, CA, 94032, USA
SHJ	Shindengen Electric Mfg Co., Ltd, New Ohtemachi Bldng, 2-1, 2-chome, Ohtemachi, Chiyoda-ku, Tokyo, Japan	TEB	Teledyne-Philbrick, Heathrow House, Bath Road, Cranford, Hounslow, Middlesex, TW5 9QP, UK
SIG	Siemens Ltd, Great West Road, Brentford, Middlesex, TW8 9DG, UK	TEU	Teledyne-Philbrick, Allied Drive at Route 128, Dedham, MA, 02026, USA
SIW	Siemens Aktiengesellschaft, Richard-Strauss-Strasse 76, D-8000 Munchen 2, Postfach 202109, W. Germany	TGG	Texas Instruments Ltd, Manton Lane, Bedford, UK
SJG	Signetics International Corporation Yeoman House, 63 Croydon Rd, London, SE20, UK	TGU	Texas Instruments Inc. (Components Group), P.O. Box 5012, Dallas, Texas, 75222, USA
SJU	Signetics Corp., 811 East Arques Ave, Sunnydale, CA. 94086, USA	THF	Thomson-CSF (Sescosem), 50 Rue Jean Pierre Timbaud, BP 120, 92403, Courbevoie, France
SKU	Silicon General Inc., 7382 Bolsa Avenue, Westminster, CA, 92683, USA	THG	Thomson-CSF (UK) Ltd, Ringway House, Bell Rd, Daneshill, Basingstoke, Hants., RG24 0QG, UK.
SLG	Siliconix Ltd, 30A High St., Thatcham, Newbury, Berks., RG13 4JG, UK	TKJ	Tokyo Sanyo Electric Co. Ltd (Semiconductor Div.), Oizumachi, Oragun, Gumma, Japan
SLU	Siliconix Incorporated, 2201 Laurelwood Road, Santa Clara, CA, 95054, USA	TOG	Toshiba (UK) Ltd, Toshiba House, Great South West Rd, Feltham, Middlesex, UK
SOJ	Sony Semiconductor Corp., 14-1, Asa hi-sho 4, Atsuigi-shi, Kanagawa-ken, 243, Japan	TOJ	Toshiba (Tokyo Shibaura) Electric Co., 2-1, 5-chome, Ginza Chuo-ku, Tokyo, Japan
SPG	Sprague Electric (UK) Ltd, 159 High St., Yiewsley, W. Drayton, Middlesex, UB7 7RY, UK	TRU	Transitron Electronic Corp., 168 Albion St., Wakefield, MA, 01881, USA
		ZEU	Zeltex Inc., 940 Detroit Ave, Concord, CA, 94518, USA

Appendix D

IC Manufacturers' House Numbers

(General Note: Manufacturers often adopt their own 'in-house' serial numbering for their ICs. Listed below are the initial letters of numerical series used by different manufacturers.)

AD Analog Devices
ADO Analog Devices
AM Advanced Micro Devices; Datal
AMD Advanced Micro Devices
AMLM Advanced Micro Devices
AMSSS Advanced Micro Devices
AMU Advanced Micro Devices
C Bell & Howell
CA RCA
CIA Teledyne-Philbrick
CMP Precision Monolithics
CN Ferranti
DA Teledyne-Philbrick
EP Teledyne-Philbrick
ESL Teledyne-Philbrick
FSL Teledyne-Philbrick
FSS Ferranti
HA Harris
HEPC Motorola
ICH Intersil
ICL Intersil
JM Fairchild
JSF Thomson-CSF
L Analog Devices; SGS-ATES
LA Teledyne-Philbrick
LF National Semiconductor
LH National Semiconductor
LM National Semiconductor
M Mitsubishi
MC Motorola Semiconductors
MCC Motorola Semiconductors
MCCF Motorola Semiconductors
MCE Motorola Semiconductors
MCH Motorola Semiconductors
MIC ITT Semiconductors
MLF Motorola; Teledyne-Philbrick
MLM Motorola Semiconductors
MLMC Motorola Semiconductors
MONO-OP Precision Monolithics
N Signetics; Mullard
NC General Instruments (obs.)
NE Signetics; Mullard
NH National Semiconductor

OP Precision Monolithics
P Teledyne-Philbrick
PF Teledyne-Philbrick
PG General Instruments (obs.)
PP Teledyne-Philbrick
RA Radiation (now Harris)
RC Raytheon
RL Raytheon
RM Raytheon
RSN Raytheon
RV Raytheon
S Signetics
SA Teledyne-Philbrick
SE Signetics; Mullard
SFC Thomson-CSF
SG Silicon General
SH Fairchild
SK RCA
SL Plessey; Teledyne-Philbrick
SN Texas Instruments
SP Teledyne-Philbrick
SQ Teledyne-Philbrick
SSS Precision Monolithics
SU Signetics; Mullard
T Teledyne-Philbrick Transitron
TA AEG-Telefunken
TAA Proelectron Standard
TBA Proelectron Standard
TBB Proelectron Standard
TBC Proelectron Standard
TBE Proelectron Standard
TCA Proelectron Standard
TDA Proelectron Standard
TDB Proelectron Standard
TDC Proelectron Standard
TDE Proelectron Standard
TL AEG-Telefunken
TOA Transitron
TSC Transitron
U Fairchild
ULN Sprague
ULS Sprague
USL Teledyne-Philbrick
ZA Zeltex
ZEL Zeltex
ZLD Ferranti
ZN Ferranti
μA Fairchild



Appendix E

Tabulation Codes for Applications

BDO	Balanced differential-output amplifier	PAA	Parametric amplifier
CDA	Current-difference amplifier	PIA	Precision instrumentation amplifier
CHP	Chopper-stabilized amplifier	PRA	Programmable opamp
CPR	DC comparator	QCD	Quad current-difference amplifier
DBD	Dual balanced differential-output amplifier	QCP	Quad comparator
DCP	Dual Comparator	QFE	Quad fet-input opamp
DFE	Dual fet-input opamp	Q GK	Quad general-purpose, internally-compensated, opamp
DGK	Dual general purpose opamp	QGU	Quad general-purpose, uncompensated, opamp
DGU	Dual general-purpose uncompensated opamp	QLQ	Quad low-quiescent-power opamp
DHS	Dual high-slew-rate opamp	QPI	Quad precision instrumentation amplifier
DLN	Dual low-noise opamp	QPR	Quad programmable opamp
DPI	Dual precision instrumentation amplifier	QSB	Quad super-beta opamp
DPR	Dual programmable opamp	SBA	Super-beta opamp
DSB	Dual super-beta opamp	TCP	Triple comparator
FET	Fet-input opamp	TFE	Triple fet-input opamp
GPK	General-purpose, internally-compensated, opamp	TGK	Triple general-purpose, internally compensated, opamp
GPU	General-purpose, uncompensated, opamp	TGU	Triple general-purpose, uncompensated, opamp
HCO	High current output opamp	TLN	Triple low-noise opamp
HIR	High input resistance opamp	TLP	Triple low-quiescent-power opamp
HPO	High power output opamp	TOT	Triple operational transconductance amplifier
HSR	High slew rate opamp	TPI	Triple precision instrumentation amplifier
HVO	High voltage output opamp	TPR	Triple programmable opamp
LBC	Low input bias current opamp	TSB	Triple super-beta opamp
LCD	Low input offset current drift opamp	VFA	Voltage-follower amplifier
LNA	Low noise opamp	WBA	Wide-band opamp
LOC	Low input offset current opamp	XHG	Extra-high-gain opamp
LOV	Low input offset voltage opamp	XLP	Extra-low quiescent power opamp
LQP	Low quiescent power opamp	XSR	Extra-high slew rate opamp
LVD	Low input offset voltage drift opamp	XWB	Extra-wide-band opamp
MWB	Medium-wideband opamp		
OTA	Operational transconductance amplifier		

Appendix F

Case Outline and Leadout Diagrams

In the data tabulations, the opamp packages (cases) are specified by a four-part coding system. Diagrams for each of the codings are set out in this appendix.

As an illustration,

(1) (2) (3) (4)
DIL - 12 / 1 P

(1)(Casing)

BML = Beam lead
CFL = Flip chip
CHP = Chip or dice
DIL = Dual-in-line
DIM = Modified DIL
FLP = Flat pack
HIL = Heat-sinked DIL
MDL = Miniature DIL
QIL = Quad-in-line
SIH = Heatsinked SIL
SIL = Single-in-line
T66 = T066 can
TIL = Triple-in-line
T03 = T03 can
T05 = T05 can
T08 = T08 can
XTR = Special

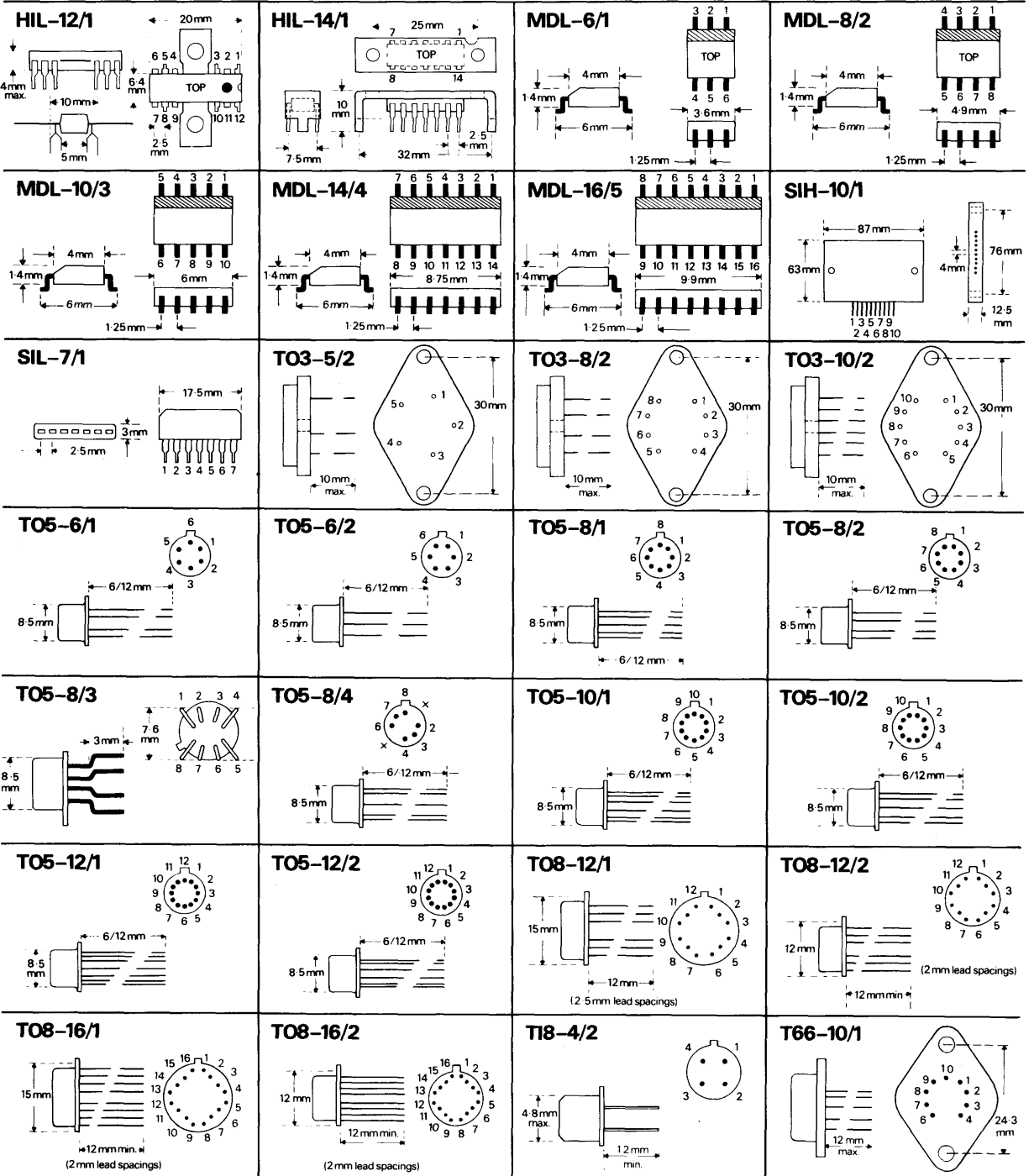
(2)(Number of lead positions,
including blanks)

(3)(Serial number of
package variants)

(4)(Main body material)

B = Beryllium oxide
C = Ceramic
G = Glass
M = Metal
P = Plastic

<p>BML BEAM LEAD CHIP</p> <p>Thickmess 0.2 mm typ. Edges 0.8 - 2.5 mm typ.</p> <p>Beam leads</p> <p>UNDER SIDE</p> <p>(for details see manufacturer's data sheet)</p>	<p>CFL FLIP CHIP</p> <p>Thickmess 0.2 mm typ. Edges 0.8 - 2.5 mm typ.</p> <p>Solder bumps</p> <p>UNDER SIDE</p> <p>(for details see manufacturer's data sheet)</p>	<p>CHP CHIP (face up)</p> <p>Thickmess 0.2 mm typ. Edges 0.8 - 2.5 mm typ.</p> <p>Bonding pads</p> <p>FACE</p> <p>(for details see manufacturer's data sheet)</p>	<p>DIL-6/1</p> <p>6mm</p> <p>5mm max.</p> <p>7.5mm</p> <p>2.5mm</p>
<p>DIL-8/1</p> <p>6mm</p> <p>5mm max.</p> <p>7.5mm</p> <p>2.5mm</p>	<p>DIL-10/1</p> <p>6mm</p> <p>5mm max.</p> <p>7.5mm</p> <p>2.5mm</p>	<p>DIL-12/1</p> <p>6mm</p> <p>5mm max.</p> <p>7.5mm</p> <p>2.5mm</p>	<p>DIL-14/1</p> <p>6mm</p> <p>5mm max.</p> <p>7.5mm</p> <p>2.5mm</p>
<p>DIL-16/1</p> <p>6mm</p> <p>5mm max.</p> <p>7.5mm</p> <p>2.5mm</p>	<p>DIM-5/4</p> <p>10mm</p> <p>2.5mm</p> <p>16mm</p> <p>12mm min.</p> <p>5mm</p>	<p>DIM-7/5</p> <p>20mm</p> <p>2.5mm</p> <p>25mm</p> <p>6mm</p> <p>5mm</p>	<p>DIM-8/3</p> <p>23mm</p> <p>12.5mm</p> <p>4.8mm</p> <p>6mm</p> <p>2.5mm</p>
<p>DIM-9/5</p> <p>20mm</p> <p>2.5mm</p> <p>25mm</p> <p>6mm</p> <p>5mm</p>	<p>DIM-11/5</p> <p>20mm</p> <p>2.5mm</p> <p>50mm</p> <p>10mm</p> <p>5mm</p>	<p>DIM-14/1</p> <p>7.5mm</p> <p>2.54mm</p>	<p>FLP-5/6</p> <p>16mm</p> <p>5mm</p> <p>10mm</p> <p>18mm</p>
<p>FLP-6/1</p> <p>3.5mm</p> <p>2.5mm max.</p> <p>(1.25mm lead spacings)</p>	<p>FLP-6/2</p> <p>6.5mm min.</p> <p>4mm</p> <p>1.27mm</p> <p>2mm</p>	<p>FLP-8/2</p> <p>6.5mm</p> <p>4mm</p> <p>2mm</p> <p>1.27mm</p>	<p>FLP-10/1</p> <p>3.5mm</p> <p>2.5mm max.</p> <p>(1.25mm lead spacings)</p>
<p>FLP-10/3</p> <p>6.5mm</p> <p>2.5mm max.</p> <p>(1.25mm lead spacings)</p>	<p>FLP-14/3</p> <p>6.5mm</p> <p>2.5mm max.</p> <p>(1.25mm lead spacings)</p>	<p>FLP-16/3</p> <p>6.5mm</p> <p>2.5mm max.</p> <p>(1.25mm lead spacings)</p>	<p>FLP-16/4</p> <p>10mm</p> <p>2.5mm max.</p> <p>(1.25mm lead spacings)</p>



Appendix G

Codes for Leadout Connections

I: Connection Codes in Serial Order

A	= Gain adjust, 1
A*	= Gain adjust, 2
B	= Bias adjust or set
C	= Case, package, screen
E+	= Input, non-inverting, low-level
E-	= Input, inverting, low-level
F	= Input frequency compensation, 1
F*	= Input frequency compensation, 2
G	= Ground, common, earth, zero volts
J+	= Input, non-inverting, high-level
J-	= Input, inverting, high-level
K	= Output, open collector
L	= Output, open emitter
M	= Metal casing
N	= Not connected, i.e. isolated lead
Q	= Special terminal (consult manufacturer's data)
R	= Output, 1
R*	= Output, 2
S	= Strobe
T	= Offset balance, trim or null, 1
T*	= Offset balance, trim or null, 2
V+	= +ve dc supply
V-	= -ve dc supply
W	= Guard ring
X	= Blank position, lead omitted
++	= +ve supplementary dc supply
--	= -ve supplementary dc supply
φ	= Output frequency compensation, 1
φ*	= Output frequency compensation, 2

II: Lead Assignments in Alphabetical Order

Balance, offset, 1 = T
Balance, offset, 2 = T*
Bias adjust = B
Blank position, without lead = X
Case = C
Compensation, input, 1 = F
Compensation, input, 2 = F*
Compensation, output, 1 = φ
Compensation, output, 2 = φ*
DC supply, +ve = V+
DC supply, -ve = V-
Frequency compensation, input, 1 = F
Frequency compensation, input, 2 = F*
Frequency compensation, output, 1 = φ
Frequency compensation, output, 2 = φ*
Gain adjust, 1 = A
Gain adjust, 2 = A*
Ground = G
Guard ring = W
Input, inverting, high-level = J-
Input, non-inverting, high-level = J+
Input, inverting, low-level = E-
Input, non-inverting, low-level = E+
Input offset voltage, adjust, 1 = T
Input offset voltage, adjust, 2 = T*
Lead omitted, blank position = X
Lead in position but not connected = N
Metal case = M
Not connected, but lead in position = N
Null, offset, 1 = T
Null, offset, 2 = T*
Offset voltage adjust, 1 = T
Offset voltage adjust, 2 = T*
Output, 1 = R
Output, 2 = R*
Output, open-collector = K
Output, open-emitter = L
Package = C
Special purpose terminal (data sheet to be consulted) = Q
Strobe = S
Supply, dc, +ve = V+
Supply, dc, -ve = V-
Supply, dc, supplementary, +ve = ++
Supply, dc, supplementary, -ve = --
Trim (offset voltage), 1 = T
Trim (offset voltage), 2 = T*

Towers' International OpAmp Linear-IC Selector

T D Towers, MBE, MA, BSc, C Eng, MIERE
and NS Towers, BA (Cantab)



Towers' International OpAmp Linear-IC Selector

Foulsham